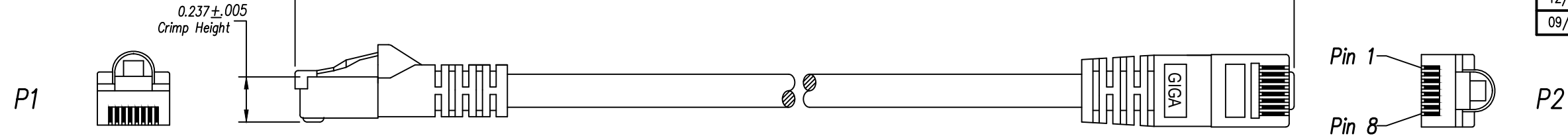


DATE	REV	ECN	APP'D. BY
05/17/17	A0	Released	HU
08/07/17	A1	11059	KC
12/03/19	A2	11479	ADB
09/12/22	A3	12041	GWL



Notes:

- 1) Each cable assembly to be individually bagged.
- 2) 50μ" Gold plating on contacts
- 3) Cable Construction:
 - 24AWG Stranded
 - 4Pr, U/UTP, Type CMG
 - PVC Jacket
- 4) Overmolded Strain Relief
Color to match jacket color

P/N Key:

BC-6Uxxxx

UOM
M = Meters
F = Feet

Length
Meters = xx.x (00.3 - 30.0)
Feet = xxx (001 - 100)
(500 = 0.5ft)

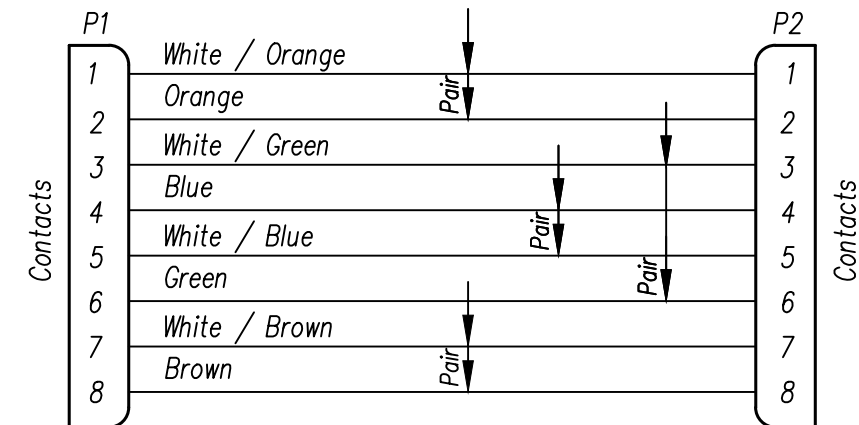
Color
E = Blue O = Orange
G = Grey R = Red
K = Black W = White
N = Green Y = Yellow

O/A Length Tolerance:

Metric	
0 ~ 200mm	±10mm
201 ~ 1000mm	±20mm
1001 ~ 1500mm	±25mm
1501 ~ 2100mm	±30mm
>2100mm	±40mm

Imperial	
0 ~ 1ft	±0.5in
2ft ~ 3ft	±0.75in
4ft ~ 7ft	±1.0in
> 7ft	±1.5in

Wiring Map: 568B Standard


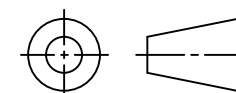


Example Part Numbers

P/N	Color	Length
BC-6UG500F	Grey	0.5'
BC-6UG001F	Grey	1'
BC-6UK010F	Black	10'
BC-6UK025F	Black	25'

For Part Numbers Not Shown Follow Part Number Key Format

THIRD ANGLE PROJECTION



bel

206 Van Vorst Street
Jersey City, NJ 07302
+1 201 432 0463
<http://www.belfuse.com>

DO NOT SCALE DRAWING
DRAWING IS SUBJECT TO CHANGE WITHOUT NOTICE

TITLE: **Bel Patchcord Assembly, C6 U/UTP**

DIMENSIONS: INCHES [METRIC]
UNLESS OTHERWISE SPECIFIED TOLERANCES ARE ±.005 [0.13] ANGLES ARE ± 1°

THIS DRAWING AND THE SUBJECT MATTER SHOWN THEREON ARE CONFIDENTIAL AND THE PROPRIETARY PROPERTY OF BEL FUSE, INC. AND SHALL NOT BE REPRODUCED, COPIED, OR USED IN ANY MANNER WITHOUT PRIOR WRITTEN CONSENT OF BEL FUSE, INC.

DRN BY: XYQ	DATE 05/17/17
APPD BY: HU	DATE 05/17/17
DWG NO. CT999141	REV. A3

SHEET NO. 1 OF 1

