


## Programmable Triple Output DC Power Supplies 9130B Series



The 9130B Series triple output linear programmable DC power supplies feature isolated outputs that can be adjusted independently or combined in series or parallel to output higher voltage or current. Additionally, these supplies can operate in tracking mode with user-configurable ratios between channels.

The front panel keys and rotary knob with convenient cursors let users quickly set voltage and current values. Up to 36 different instrument settings can be saved and recalled. The power-on state of the outputs can also be configured.

For remote control, the standard USB (USBTMC-compliant), RS232, and GPIB interfaces

supporting SCPI commands can be used to remotely control the power supplies via a PC. Alternatively, users can control the power supply, execute test sequences or log measurements using the provided PC software application. This software also integrates with Data Dashboard for LabVIEW apps enabling iOS, Android, or Windows 8 compatible tablets or smartphones to remotely monitor select measurement indicators.


These power supplies are suitable for a wide range of applications including production testing, telecommunications, R&D, electronic service, and labs.

### Features


- Three independent and electrically isolated outputs
- Displays voltage and current settings for all three channels simultaneously
- Low noise, linear regulation
- High programming and readback resolution of 1 mV / 1 mA
- Series and parallel modes combine channels to increase the output voltage or current
- Tracking mode allows users to set up channels to maintain a programmed ratio
- Fully programmable channels with Output On/Off control
- Store and recall up to 36 instrument settings
- Remote sense
- Timer-controlled output function adjustable from 0.1 – 99999.9 s
- Standard USB (USBTMC-compliant), RS232, and GPIB interfaces supporting SCPI commands for remote control
- NI certified LabVIEW driver and softpanel for remote control, test sequence generation, and datalogging available
- Overvoltage (OVP) and overtemperature (OTP) protection including keylock function
- Compact 19" half-rack form factor allows for side-by-side rack mounting of two units

Model	9130B	9131B	9132B
Voltage	0 - 30 V (Ch1 & Ch2) 0 - 5 V (Ch3)	0 - 30 V (Ch1 & Ch2) 0 - 5 V (Ch3)	0 - 60 V (Ch1 & Ch2) 0 - 5 V (Ch3)
Current	0-3 A (Ch1, Ch2 & Ch3)	0-6 A (Ch1 & Ch2) 0 - 3 A (Ch3)	0-3 A (Ch1, Ch2 & Ch3)

## Front panel



## Rear panel



## Flexible operation

### Combined series mode

⌘	120.00V	Series	5.000V
	3.000A	CH1+2	3.000A

Ch1 and Ch2 in Series mode

Channels 1 and 2 can be wired in series to increase the voltage. Selecting Series Combined Mode provides convenient metering of the channels connected in series.

### Combined parallel mode

⌘	5.000V	Para	Para
	9.000A	ALL	ALL

All Channels in Parallel mode

Channels 1 and 2, 2 and 3, or All channels can be wired in parallel to increase the current. Selecting Parallel Combined Mode provides convenient metering of the channels connected in parallel.

### Tracking mode

⌘	Track		
	CH1+CH2	CH2+CH3	ALL

Tracking mode options

⌘	60.000V	20.000V	5.000V
⌘	3.000A	1.000A	3.000A

Ch1 and Ch2 in Tracking mode

Tracking mode can be used to simplify adjustments across multiple channels by maintaining a user-defined ratio between outputs. Tracking mode can be set on channels 1 and 2, and 3, or All channels.

## Remote control and programming

### Test system integration

These power supplies offer standard USB, RS-232, and GPIB interfaces to facilitate test system development and integration. The 9130B Series supports SCPI-compliant protocols and come with LabVIEW™ drivers.

### Application software

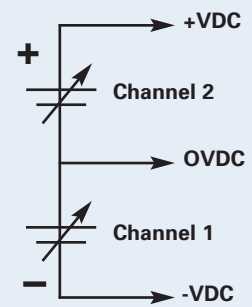


PC software is provided for front panel emulation, generating and executing test sequences or logging measurement data without the need to write source code.

- Remote monitoring on iOS, Android, or Windows 8 compatible tablets or smartphones via NI Data Dashboard for LabVIEW apps.
- Log voltage, current, and power values of each channel as well as timestamp, CV/CC mode, and output status.
- Quickly develop a custom dashboard with indicators, charts, or gauges to monitor your power supply.
- Create an unlimited number of external list files to be executed from PC memory. Save and recall list files to/from the PC.

### Bipolar output configuration

The independent and isolated outputs can be used to create positive and negative outputs between channels 1 and 2.



This feature is useful for powering bipolar circuits and devices.

## Specifications

Models		9130B	9131B	9132B
<b>Output Rating</b>				
Voltage		0-30 V (Ch1 & Ch2), 0-5 V (Ch3)	0-30 V (Ch1 & Ch2), 0-5 V (Ch3)	0-60 V (Ch1 & Ch2), 0-5 V (Ch3)
Current		0-3 A (Ch1, Ch2), 0-3 A (Ch3)	0-6 A (Ch1, Ch2), 0-3 A (Ch3)	0-3 A (Ch1, Ch2), 0-3 A (Ch3)
Power		195 W	375 W	375 W
<b>Load Regulation</b>				
Voltage			$\leq 0.01\% + 3 \text{ mV}$	
Current			$\leq 0.1\% + 3 \text{ mA}$	
<b>Line Regulation</b>				
Voltage			$\leq 0.01\% + 3 \text{ mV}$	
Current			$\leq 0.1\% + 3 \text{ mA}$	
<b>Ripple &amp; Noise</b>				
Voltage		$\leq 1 \text{ mVrms}$	$\leq 1 \text{ mVrms}$	$\leq 1 \text{ mVrms}$
Current		$\leq 3 \text{ mA rms}$	$\leq 5 \text{ mA rms}$ (Ch1 & Ch2), $\leq 4 \text{ mA rms}$ (Ch3)	$\leq 4 \text{ mA rms}$
<b>Temperature Coefficient (0 °C to 40 °C) <math>\pm</math> (% output + offset) (typical)</b>				
Voltage			$\leq 0.03\% + 10 \text{ mV}$	
Current			$\leq 0.1\% + 5 \text{ mA}$	
<b>Programming Resolution</b>				
Voltage			1 mV	
Current			1 mA	
<b>Readback Resolution</b>				
Voltage			1 mV	
Current			1 mA	
<b>Programming Accuracy <math>\pm</math> (% output + offset)</b>				
Voltage			$\leq 0.03\% + 10 \text{ mV}$	
Current		$\leq 0.1\% + 5 \text{ mA}$	$\leq 0.1\% + 8 \text{ mA}$ (Ch1 & Ch2), $\leq 0.1\% + 5 \text{ mA}$ (Ch3)	$\leq 0.1\% + 5 \text{ mA}$
<b>Readback Accuracy <math>\pm</math> (% output + offset)</b>				
Voltage			$\leq 0.03\% + 10 \text{ mV}$	
Current		$\leq 0.1\% + 5 \text{ mA}$	$\leq 0.1\% + 8 \text{ mA}$ (Ch1 & Ch2), $\leq 0.1\% + 5 \text{ mA}$ (Ch3)	$\leq 0.1\% + 5 \text{ mA}$
<b>Series Accuracy (combined mode)</b>				
Current			$\leq 0.05\% + 10 \text{ mA}$	
<b>Parallel Accuracy (combined mode)</b>				
Voltage			$\leq 0.02\% + 5 \text{ mV}$	
Current			$\leq 0.1\% + 20 \text{ mA}$	
<b>General</b>				
Transient Response Time <sup>1</sup>	Ch1, Ch2	$\leq 180 \mu\text{s}$	$\leq 120 \mu\text{s}$	$\leq 90 \mu\text{s}$
	Ch3	$\leq 160 \mu\text{s}$	$\leq 200 \mu\text{s}$	$\leq 80 \mu\text{s}$
Rising Time at Full Load / No Load	Ch1, Ch2	$\leq 100 \text{ ms}$	$\leq 100 \text{ ms}$	$\leq 100 \text{ ms}$
	Ch3	$\leq 20 \text{ ms}$	$\leq 100 \text{ ms}$	$\leq 100 \text{ ms}$
Falling Time at Full Load	Ch1, Ch2	$\leq 2.4 \text{ ms}$	$\leq 1.5 \text{ ms}$	$\leq 5 \text{ ms}$
	Ch3	$\leq 1 \text{ ms}$	$\leq 1.5 \text{ ms}$	$\leq 4.5 \text{ ms}$
Falling Time at No Load	Ch1, Ch2	$\leq 4 \text{ s}$	$\leq 1 \text{ s}$	$\leq 5 \text{ s}$
	Ch3	$\leq 300 \text{ ms}$	$\leq 1 \text{ s}$	$\leq 150 \text{ ms}$
Memory		4 memory groups with 9 locations in each group		
Timer		0.1 - 99999.9 seconds		
Remote Interface		USB (USBTMC-compliant), GPIB, RS-232		
AC Input		110/220 VAC (+/- 10%), 47 Hz - 63 Hz		
Operating Temperature		32 °F to 104 °F (0 °C to 40 °C), relative humidity up to 80%		
Storage Temperature		-4 °F to 158 °F (-20 °C to 70 °C)		
Dimensions (W x H x D)		8.45" x 3.47" x 13.96" (214.5 x 88.2 x 354.6 mm)	8.45" x 3.47" x 17.52" (214.5 x 88.2 x 445 mm)	
Weight		16.98 lbs. (7.7 kg)	33.07 lbs. (15 kg)	
<b>Three-Year Warranty</b>				
Standard Accessories		Power cord, instruction manual, and certificate of calibration		
Optional Accessories		IT-E151 rack mount kit		

<sup>1</sup> Following a change in output current from 10% to 100% load with output recovery to within 15 mV.

Note: All specifications apply to the unit after a temperature stabilization time of 15 minutes over an ambient temperature range of 23 °C  $\pm$  5 °C.

## About B&K Precision

For more than 70 years, B&K Precision has provided reliable and value-priced test and measurement instruments worldwide.

Our headquarters in Yorba Linda, California houses our administrative and executive functions as well as sales and marketing, design, service, and repair. Our European customers are most familiar with B&K through our French subsidiary, Sefram. Engineers in Asia know us through our B&K Precision Taiwan operation. The independent service center in Singapore services customers in Singapore, Malaysia, Vietnam, and Indonesia.



● B&K Precision group member ● Independent service center ● Service center location

## Quality Management System

B&K Precision Corporation is an ISO9001 registered company employing traceable quality management practices for all processes including product development, service, and calibration.

ISO9001:2015

Certification body NSF-ISR  
Certificate number 6Z241-ISR8



## Video Library

View product overviews, demonstrations, and application videos in English, Spanish and Portuguese.

<http://www.youtube.com/user/BKPrecisionVideos>

## Product Applications

Browse all of our supported product and mobile applications.

<http://bkprecision.com/product-applications>