

XS1L04PA310S

Inductive proximity sensors XS, inductive sensor XS1 Ø4, L42mm, brass, Sn1mm, 5..24VDC, M8



Main

| | |
|------------------------------------|---|
| Range of Product | Telemecanique Inductive proximity sensors XS |
| Series name | General purpose |
| Sensor Type | Inductive proximity sensor |
| Device Application | - |
| Sensor name | XS1 |
| Sensor design | Cylindrical Ø 4 mm plain |
| Size | 42 mm |
| Body type | Fixed |
| Detector flush mounting acceptance | Flush mountable |
| Material | Metal |
| Type of output signal | Discrete |
| Wiring Technique | 3-wire |
| [Sn] nominal sensing distance | 0.04 in (1 mm) |
| Discrete output function | 1 NO |
| Output circuit type | DC |
| Discrete output type | PNP |
| Electrical connection | Male connector M8, 3 pins |
| [Us] rated supply voltage | 5...24 V DC |
| Switching capacity in mA | <= 100 mA overload and short-circuit protection |
| IP degree of protection | IP67 conforming to IEC 60529 |

Complementary

| | |
|------------------------|-----------------------------|
| Detection face | Frontal |
| Front material | PPS |
| Enclosure Material | Nickel Plated Brass |
| Operating zone | 0.00...0.03 in (0...0.8 mm) |
| Status LED | Output state 1 LED yellow) |
| Supply voltage limits | 5...30 V DC |
| Switching frequency | <= 5000 Hz |
| Maximum voltage drop | <2 V (closed) |
| Current consumption | <= 10 mA no-load |
| Maximum delay first up | 5 ms |
| Maximum delay response | 1 ms |
| Maximum delay recovery | 1 ms |
| Marking | CE |
| Threaded length | 0.00 in (0 mm) |
| Length | 1.65 in (42 mm) |
| Net Weight | 0.02 lb(US) (0.01 kg) |

The information provided in this documentation contains general descriptions and/or technical characteristics of the performance of the products contained herein. This documentation is not intended as a substitute for and is not to be used for determining suitability or reliability of these products for specific user applications. It is the duty of any such user or integrator to perform the appropriate and complete risk analysis, evaluation and testing of the products with respect to the relevant specific application or use thereof. Neither Schneider Electric Industries SAS nor any of its affiliates or subsidiaries shall be responsible or liable for misuse of the information contained herein.

Environment

| | |
|---------------------------------------|---|
| Product Certifications | CSA UL |
| Ambient air temperature for operation | -13...158 °F (-25...70 °C) |
| Ambient Air Temperature for Storage | -40...185 °F (-40...85 °C) |
| Vibration resistance | 25 gn +/- 2 mm 10...55 Hz)IEC 60068-2-6 |
| Shock resistance | 50 gn 11 ms IEC 60068-2-27 |

Ordering and shipping details

| | |
|-----------------------|----------------------------|
| Category | 22486 - SENSORS, PROXIMITY |
| Discount Schedule | DS2 |
| GTIN | 3389110910032 |
| Nbr. of units in pkg. | 1 |
| Package weight(Lbs) | 0.28 oz (8 g) |
| Returnability | Yes |
| Country of origin | FR |

Packing Units

| | |
|------------------------------|------------------|
| Unit Type of Package 1 | PCE |
| Package 1 Height | 1.61 in (4.1 cm) |
| Package 1 width | 3.74 in (9.5 cm) |
| Package 1 Length | 2.56 in (6.5 cm) |
| Unit Type of Package 2 | S02 |
| Number of Units in Package 2 | 44 |
| Package 2 Weight | 23.63 oz (670 g) |
| Package 2 Height | 5.91 in (15 cm) |
| Package 2 width | 11.81 in (30 cm) |
| Package 2 Length | 15.75 in (40 cm) |
| Package 3 Height | 5.91 in (15 cm) |

Offer Sustainability

| | |
|----------------------------|---|
| Sustainable offer status | Green Premium product |
| California proposition 65 | WARNING: This product can expose you to chemicals including: Diisononyl phthalate (DINP), which is known to the State of California to cause cancer, and Di-isodecyl phthalate (DIDP), which is known to the State of California to cause birth defects or other reproductive harm. For more information go to www.P65Warnings.ca.gov |
| REACH Regulation | REACH Declaration |
| EU RoHS Directive | Pro-active compliance (Product out of EU RoHS legal scope) EU RoHS Declaration |
| Mercury free | Yes |
| RoHS exemption information | Yes |
| Environmental Disclosure | Product Environmental Profile |
| Circularity Profile | End Of Life Information |

Contractual warranty

| | |
|----------|-----------|
| Warranty | 18 months |
|----------|-----------|

Minimum Mounting Distances in mm

Side by side



e (1) 2 mm/0.79 in.

≥

Face to face



e (2) 12 mm/0.47 in.

≥

Facing a metal object



e (3) 3 mm/0.12 in.

≥

Mounted in a metal support



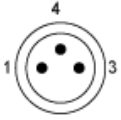
$d \geq 4 \text{ mm}/0.16 \text{ in.}$

$h \geq 0 \text{ mm}/0 \text{ in.}$

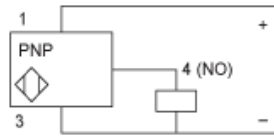
Tightening torque : 1.6 N.m. (values obtained with washers mounted)

Wiring Schemes

M8 Connector

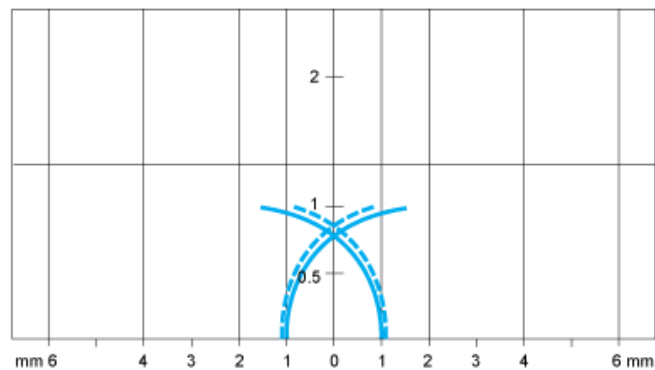


PNP



Performance Curves

Standard Steel Target (mm) : 5x5x1



- Pick-up points
- - - Drop-out points (object approaching from the side)
- (y) Sensing distance in mm