

C&K SD Series Low Profile DIP Switches



H
DIP

Features/Benefits

- Low profile design saves space
- Thru-hole and surface mount models
- Tape and reel packaging available
- Sealed with top tape

Typical Applications

- Address switch for industrial controls
- Logic switching for computers and peripherals
- Function controlling for numerous applications



How To Order

Complete part numbers for SD Series are shown on pages H-7 thru H-8. All switches supplied in "OFF" position in rigid dispensing tubes or tape and reel packaging.

Specifications

SWITCH FUNCTION: SPST - 2, 3, 4, 5, 6, 7, 8, 9, 10 & 12 positions

CONTACT RATING:

Carry: 100 mA @ 50 V DC max.

Switch: 0.1 mA @ 5 V DC min to 100 mA @ 25 V DC max.

MECHANICAL AND ELECTRICAL LIFE: 2,000 make-and-break cycles at full load, each circuit.

CONTACT RESISTANCE: Below 50 milliohms typ. initial @ 2-4 V DC, 100mA.

INSULATION RESISTANCE: 10⁹ ohms min.

DIELECTRIC STRENGTH: 500 V RMS min. @ sea level between adjacent terminals.

STORAGE & OPERATING TEMPERATURE: -40°C to 85°C.

OPERATING TEMPERATURE: -20°C to 85°C.

PACKAGING: Thru-hole switches supplied in rigid dispensing tubes in full-tube quantities only: this may effect order quantity. Surface mount switches available in tape and reel packaging by added 'R' to end of part number; 1,000 pieces per reel. Switch position 1 denotes pin number 1. All switch actuators in 'OFF' position, standard.

Materials

CASE & COVER: Thru-hole: polyester (PBT). Surface Mount: (PPA), flame retardant (UL 94V-0).

ACTUATOR: Nylon, flame retardant (UL 94V-0)

CONTACTS: Copper alloy with gold plate.

TERMINALS: Copper alloy with tin lead plate.

TERMINAL SEAL: All terminals insert molded.

TAPE SEAL: Polyester

NOTE: Specifications and materials listed above are for switches with standard options. For information on specific and custom switches, consult Customer Service Center.

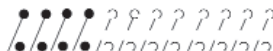
Sealed Flush Actuator - With Top Tape, Thru-hole Terminals

Process sealed - withstands soldering and cleaning processes

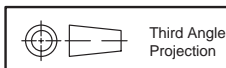


| PART NUMBER | NO.POS. | DIM. 'A' | QUANTITY PER TUBE |
|----------------|---------|---------------|-------------------|
| SD02H0K | 2 | .258 (6,55) | 85 |
| SD03H0K | 3 | .358 (9,09) | 60 |
| SD04H0K | 4 | .458 (11,63) | 45 |
| SD05H0K | 5 | .558 (14,17) | 40 |
| SD06H0K | 6 | .658 (16,71) | 30 |
| SD07H0K | 7 | .758 (19,25) | 25 |
| SD08H0K | 8 | .858 (21,79) | 25 |
| SD09H0K | 9 | .958 (24,33) | 20 |
| SD10H0K | 10 | 1.058 (26,87) | 20 |
| SD12H0K | 12 | 1.258 (31,95) | 15 |

Schematic



SPST



Dimensions are shown inch (mm)
Dimensions subject to change

C&K SD Series Low Profile DIP Switches

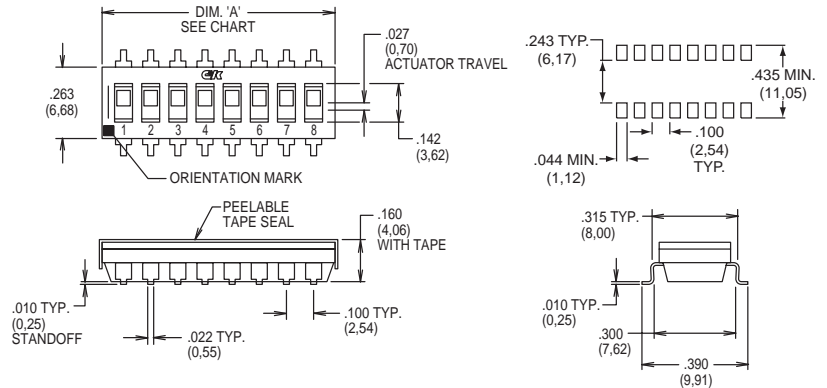
DIP I

Sealed Flush Actuator – With Top Tape, Surface Mount Terminals

| PART NUMBER | NO.POS. | DIM. 'A' | QUANTITY PER TUBE |
|-------------|---------|---------------|-------------------|
| SD02H0SK | 2 | .258 (6,55) | 85 |
| SD03H0SK | 3 | .358 (9,09) | 60 |
| SD04H0SK | 4 | .458 (11,63) | 45 |
| SD05H0SK | 5 | .558 (14,17) | 40 |
| SD06H0SK | 6 | .658 (16,71) | 30 |
| SD07H0SK | 7 | .758 (19,25) | 25 |
| SD08H0SK | 8 | .858 (21,79) | 25 |
| SD09H0SK | 9 | .958 (24,33) | 20 |
| SD10H0SK | 10 | 1.058 (26,87) | 20 |
| SD12H0SK | 12 | 1.258 (31,95) | 15 |

Schematic

SPST

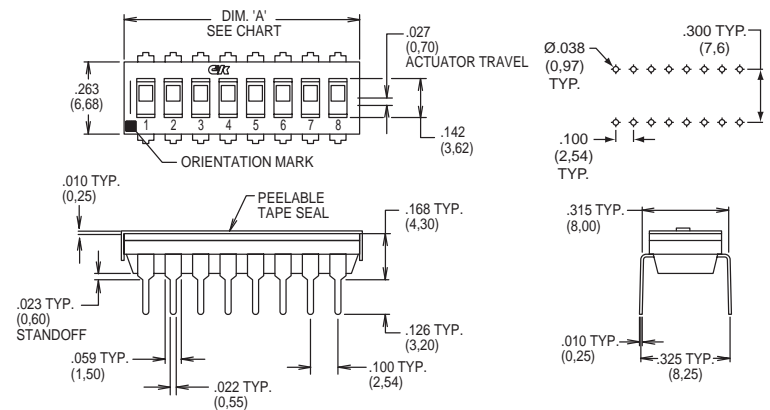


Sealed Extended Actuator – With Top Tape, Thru-hole Terminals

| PART NUMBER | NO.POS. | DIM. 'A' | QUANTITY PER TUBE |
|-------------|---------|---------------|-------------------|
| SD02H1K | 2 | .258 (6,55) | 85 |
| SD03H1K | 3 | .358 (9,09) | 60 |
| SD04H1K | 4 | .458 (11,63) | 45 |
| SD05H1K | 5 | .558 (14,17) | 40 |
| SD06H1K | 6 | .658 (16,71) | 30 |
| SD07H1K | 7 | .758 (19,25) | 25 |
| SD08H1K | 8 | .858 (21,79) | 25 |
| SD09H1K | 9 | .958 (24,33) | 20 |
| SD10H1K | 10 | 1.058 (26,87) | 20 |
| SD12H1K | 12 | 1.258 (31,95) | 15 |

Schematic

SPST

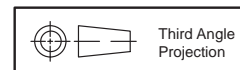
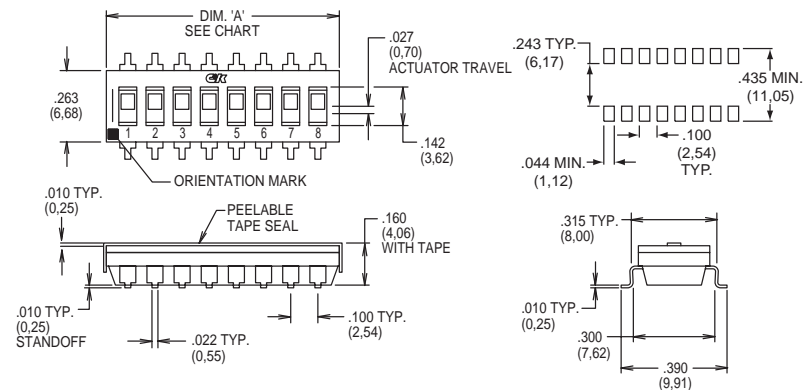


Sealed Extended Actuator – With Top Tape, Surface Mount Terminals

| PART NUMBER | NO.POS. | DIM. 'A' | QUANTITY PER TUBE |
|-------------|---------|---------------|-------------------|
| SD02H1SK | 2 | .258 (6,55) | 85 |
| SD03H1SK | 3 | .358 (9,09) | 60 |
| SD04H1SK | 4 | .458 (11,63) | 45 |
| SD05H1SK | 5 | .558 (14,17) | 40 |
| SD06H1SK | 6 | .658 (16,71) | 30 |
| SD07H1SK | 7 | .758 (19,25) | 25 |
| SD08H1SK | 8 | .858 (21,79) | 25 |
| SD09H1SK | 9 | .958 (24,33) | 20 |
| SD10H1SK | 10 | 1.058 (26,87) | 20 |
| SD12H1SK | 12 | 1.258 (31,95) | 15 |

Schematic

SPST

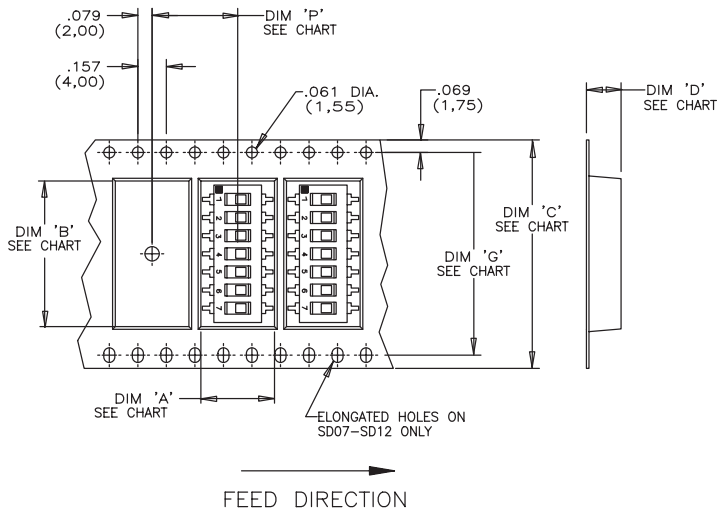


C&K SD Series Low Profile DIP Switches



H
DIP

TAPE & REEL PACKAGING - SURFACE MOUNT OPTIONS ONLY



| PART NUMBER | DIM. 'W' | QUANTITY PER REEL |
|------------------|-------------|-------------------|
| SD02H0SKR | .630 (16,0) | 1000 |
| SD03H0SKR | .630 (16,0) | 1000 |
| SD04H0SKR | .945 (24,0) | 1000 |
| SD05H0SKR | .945 (24,0) | 1000 |
| SD06H0SKR | 1.26 (32,0) | 1000 |
| SD07H0SKR | 1.26 (32,0) | 1000 |
| SD08H0SKR | 1.73 (44,0) | 1000 |
| SD09H0SKR | 1.73 (44,0) | 1000 |
| SD10H0SKR | 1.73 (44,0) | 1000 |
| SD12H0SKR | 1.73 (44,0) | 1000 |

| SWITCH NO. | DIM 'A' POCKET LENGTH @ BOTTOM | DIM 'B' POCKET LENGTH @ BOTTOM | DIM 'C' TAPE WIDTH | DIM 'D' POCKET DEPTH | DIM 'G' SPROCKET HOLE SPACING | DIM 'P' PITCH BETWEEN POCKETS |
|------------|--------------------------------|--------------------------------|--------------------|----------------------|-------------------------------|-------------------------------|
| SD02 | .413(10.5) | .315(8.0) | .630(16,0) | .177(4.5) | N/A | .472(12,0) |
| SD03 | .406(10.3) | .406(10.3) | .630(16,0) | .193(4.9) | N/A | .472(12,0) |
| SD04 | .429(10.9) | .476(12.1) | .954(24,0) | .177(4.5) | N/A | .472(12,0) |
| SD05 | .406(10.3) | .602(15.3) | .954(24,0) | .177(4.5) | N/A | .472(12,0) |
| SD06 | .406(10.3) | .701(17.8) | .954(24,0) | .177(4.5) | N/A | .472(12,0) |
| SD07 | .406(10.3) | .803(20.4) | 1.260(32,0) | .177(4.5) | 1.118(28.4) | .472(12,0) |
| SD08 | .406(10.3) | .854(21.7) | 1.732(44,0) | .177(4.5) | 1.591(40.4) | .472(12,0) |
| SD09 | .406(10.3) | 1.028(26.1) | 1.732(44,0) | .177(4.5) | 1.591(40.4) | .472(12,0) |
| SD10 | .406(10.3) | 1.055(26.8) | 1.732(44,0) | .177(4.5) | 1.591(40.4) | .472(12,0) |
| SD12 | .406(10.3) | 1.303(33.1) | 1.732(44,0) | .177(4.5) | 1.591(40.4) | .472(12,0) |

Reel Information

Outside diameter 13.00 (333,0)
Pilot hole .512 (13,0)



Third Angle Projection