

SACB-6/12- 5,0PUR


Order No.: 1680908

The illustration shows a version with 8 slots

<http://eshop.phoenixcontact.de/phoenix/treeViewClick.do?UID=1680908>

Sensor/actuator box, M12 female connector, Number of slots: 6,
Number of positions: 5, Slot assignment: Double, Status indication:
No, Universal 180°, PUR/PVC, Cable length: 5 m, Shielding: No

Commercial data

GTIN (EAN)	
sales group	D101
Pack	1 pcs.
Customs tariff	85366990
Catalog page information	Page 114 (PC-2009)

Product notes

WEEE/RoHS-compliant since:
11/03/2006



<http://www.download.phoenixcontact.com>
Please note that the data given here has been taken from the online catalog. For comprehensive information and data, please refer to the user documentation. The General Terms and Conditions of Use apply to Internet downloads.

Technical data

General data

Rated voltage	120 V
Max. operating voltage U_{max}	135 V
Current carrying capacity per I/O signal	2 A
Current carrying capacity per slot	4 A

Total rated current	12 A
Number of positions	5
Number of slots	6
Degree of protection	IP65/IP67
Inflammability class acc. to UL 94	V0
Ambient temperature (operation)	-25 °C ... 75 °C
Sensor/actuator connection system	M12 female connector

Master cable data

Type of connection	Fixed connection
Length of cable	5 m
Cable type	Master cable suitable for flexible cable conduit
Signal line cross section	12x 0.5 mm ²
AWG signal line	20
Conductor structure signal line	64x 0.10 mm
Power supply cross section	3x 1 mm ²
AWG power supply	17
Conductor structure, voltage supply	128x 0.10 mm
External diameter	10.5 mm
Max. bending cycles	1500000
Bending radius	110 mm
Traversing path	2 m
Traversing rate	2 m/s
Ambient temperature (operation)	-40 °C ... 90 °C (for fixed installation) -5 °C ... 80 °C (for flexible installation)

Insulation material

Housing material	PA
Contact material	CuSn
Contact surface material	Ni/Au
Contact carrier material	PA
Material, O-ring	NBR

Pin assignment

Slot/position = Wire color or connection	1 / 4 (A) = WH
--	----------------

	1 / 2 (B) = GY/PK
	2 / 4 (A) = GN
	2 / 2 (B) = RD/BU
	3 / 4 (A) = YE
	3 / 2 (B) = WH/GN
	4 / 4 (A) = GY
	4 / 2 (B) = BN/GN
	5 / 4 (A) = PK
	5 / 2 (B) = WH/YE
	6 / 4 (A) = RD
	6 / 2 (B) = YE/BN
	1-6 / 1 (+ 120 V) = BN
	1-6 / 3 (0 V) = BU
	1-6 / 5 (PE) = GN/YE

Certificates / Approvals



Certification CUL, GOST, UL

Accessories

Item	Designation	Description
Marking		
2809128	ZBN 18:UNBEDRUCKT	Unprinted marker labels, strips with 5 labels for individual labeling with M-PEN or CMS system, for terminal block width: 17.5 mm, color: White

Protection and sealing elements

1680539	PROT-M12	An M12 screw plug for the unoccupied M12 sockets of the sensor/ actuator cable, boxes and flush-type connectors
---------	----------	---

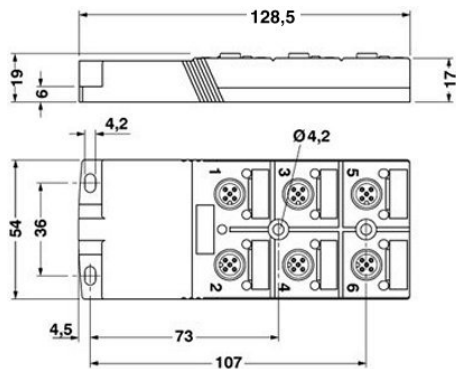
Tools

1208432	SAC BIT M12-D15	Nut for assembling sensor/actuator cables with M12 connector and for M12 connectors with QUICKON fast connection technology, for 4 mm hexagonal drive
---------	-----------------	---

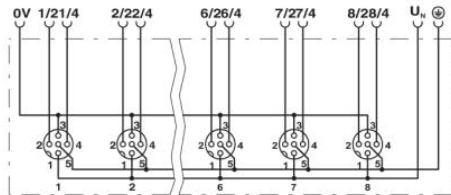
1208445	SACC BIT M12-D20	Nut for assembling SACC M12 connectors for free assembly, excluding M12 connectors with QUICKON fast connection technology, for 4 mm hexagonal drive
1208429	TSD 04 SAC	Torque screwdriver, with preset torque of 0.4 Nm and 4 mm hexagonal drive for M12 connectors

Diagrams/Drawings

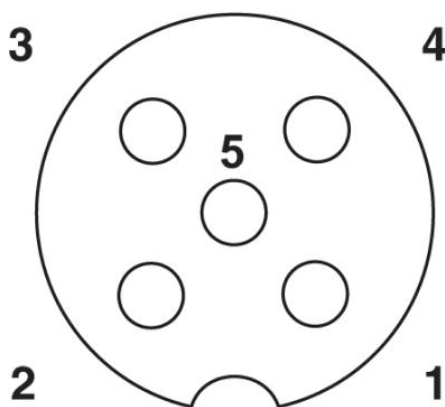
Dimensioned drawing



Circuit diagram



Schematic diagram



M12 slot, socket, 5-pos.

Address

PHOENIX CONTACT Inc., USA
586 Fulling Mill Road
Middletown, PA 17057, USA
Phone (800) 888-7388
Fax (717) 944-1625
<http://www.phoenixcon.com>



© 2010 Phoenix Contact
Technical modifications reserved;