

SMD Power Inductor CDRR75



Halogen
Free



Description

- Ferrite drum core construction.
- Magnetically shielded.
- L × W × H: 7.2 × 7.2 × 4.8 mm Max.
- Product weight: 0.6 g(Ref.)
- Moisture Sensitivity Level: 1
- RoHS compliance.
- Halogen Free available.

Environmental Data

- Operating temperature range: -40°C~+125°C (including coil's self temperature rise)
- Storage temperature range: -40°C~+125°C
- Solder reflow temperature: 260 °C peak.

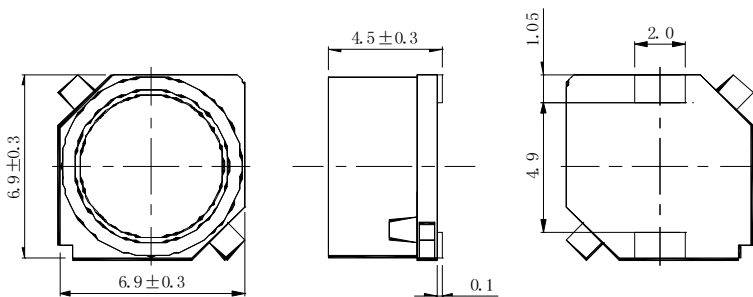
Packaging

- Carrier tape and reel packaging
- 13.0" diameter reel
- 1000pcs per reel

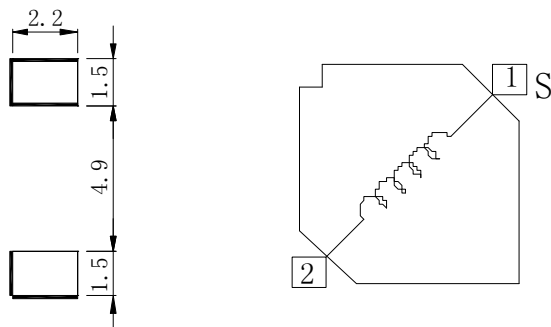
Applications

- For consumer electronics :HDD, personal computer, LCD display, etc.
- For automotive: ABS, SRS airbag, HID/LED, car audio, car navigation, LCD display, etc.

Dimension - [mm]



Land pattern and Schematics - [mm]



SMD Power Inductor CDRR75



Electrical Characteristics


Part No.	Stamp	Inductance (μ H) [Within] ※1	D.C.R. (Ω) [Max.](Typ.) (at 20°C)	Saturation current (A) ※2		Temperature rise current (A) ※3
				(at 20°C)	(at 105°C)	
CDRR75NP-3R3MC	3R3	3.3 \pm 20%	34m (27m)	2.10(2.64)	1.80(2.25)	3.30(3.76)
CDRR75NP-4R7MC	4R7	4.7 \pm 20%	39m (31m)	2.04(2.55)	1.55(1.94)	2.80(3.20)
CDRR75NP-6R8MC	6R8	6.8 \pm 20%	43m (34m)	1.46(1.83)	1.30(1.63)	2.55(2.90)
CDRR75NP-100MC	100	10 \pm 20%	57m (45m)	1.32(1.65)	1.02(1.28)	2.40(2.73)
CDRR75NP-150MC	150	15 \pm 20%	63m (50m)	1.15(1.44)	0.94(1.18)	2.07(2.38)
CDRR75NP-220MC	220	22 \pm 20%	85m (68m)	0.96(1.21)	0.74(0.93)	1.70(1.93)
CDRR75NP-330MC	330	33 \pm 20%	0.119 (95m)	0.76(0.96)	0.60(0.75)	1.39(1.59)
CDRR75NP-470MC	470	47 \pm 20%	0.190 (0.152)	0.60(0.75)	0.48(0.60)	1.08(1.25)
CDRR75NP-680MC	680	68 \pm 20%	0.256 (0.205)	0.53(0.67)	0.43(0.54)	0.93(1.06)
CDRR75NP-101MC	101	100 \pm 20%	0.315 (0.252)	0.44(0.55)	0.35(0.44)	0.83(0.94)
CDRR75NP-151MC	151	150 \pm 20%	0.485 (0.388)	0.36(0.46)	0.29(0.37)	0.66(0.75)
CDRR75NP-221MC	221	220 \pm 20%	0.721 (0.577)	0.29(0.37)	0.25(0.31)	0.54(0.62)
CDRR75NP-331MC	331	330 \pm 20%	1.050 (0.842)	0.25(0.32)	0.20(0.26)	0.45(0.52)
CDRR75NP-471MC	471	470 \pm 20%	1.416 (1.180)	0.20(0.26)	0.16(0.20)	0.38(0.43)
CDRR75NP-681MC	681	680 \pm 20%	1.866 (1.555)	0.16(0.20)	0.12(0.15)	0.31(0.36)
CDRR75NP-102MC	102	1000 \pm 20%	3.056 (2.546)	0.14(0.16)	0.10(0.13)	0.22(0.26)

※1. Measuring condition: at 100 kHz.

※2. Saturation current: The value of D.C. current when the inductance decreases to 90% of it's nominal value.

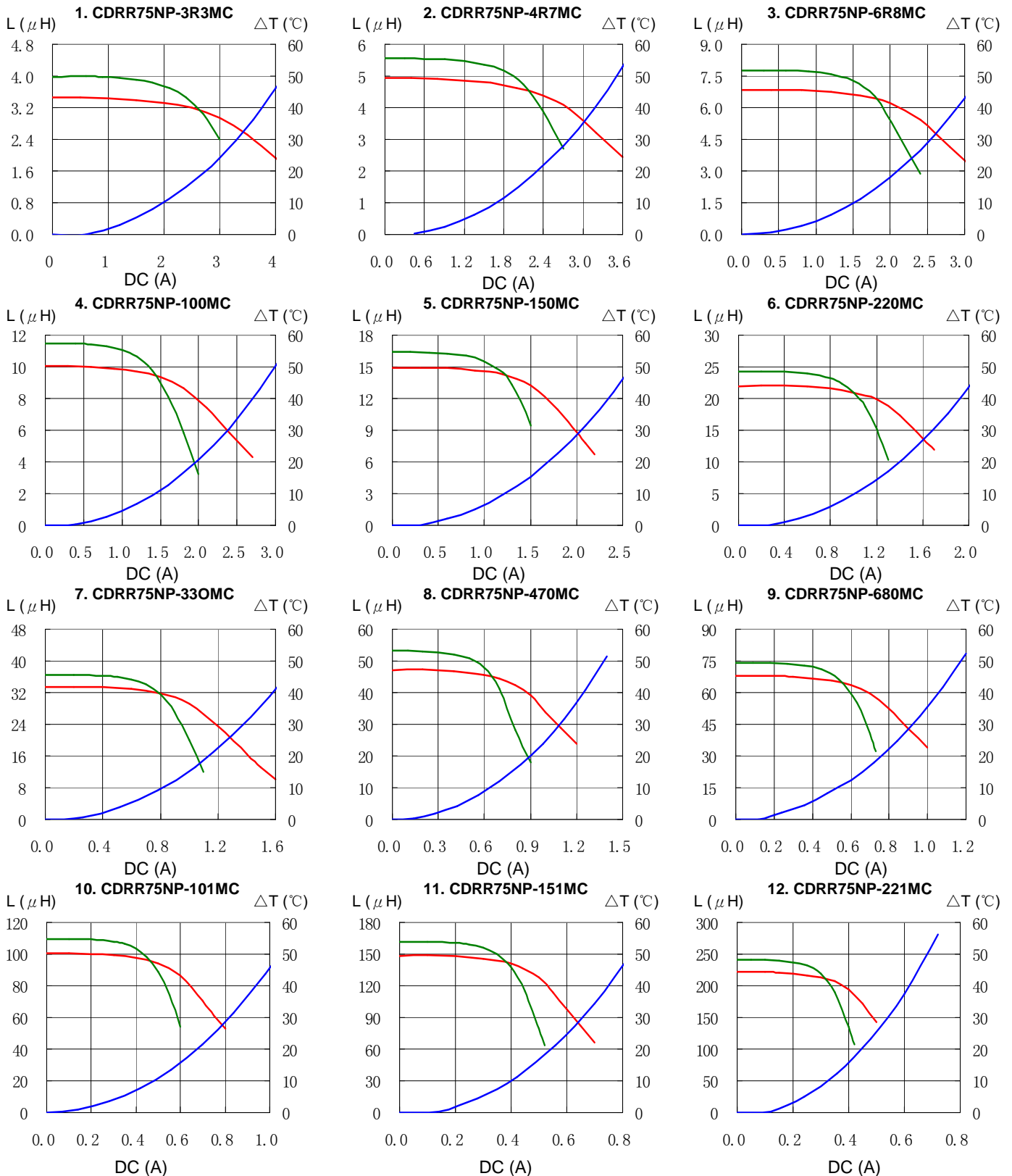
※3. Temperature rise current: The value of D.C. current when the temperature rise is $\Delta t=40^{\circ}\text{C}$ ($T_a=20^{\circ}\text{C}$).

SMD Power Inductor CDRR75



Saturation Current & Temperature Rise Graph

— L (20°C) — L (125°C) — ΔT

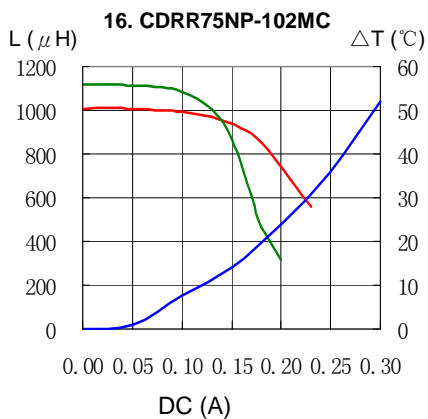
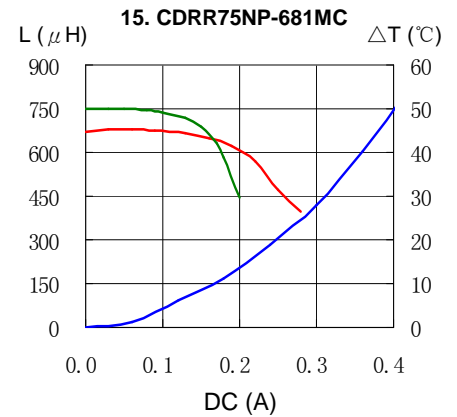
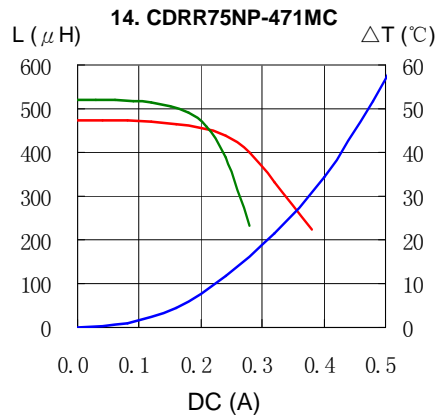
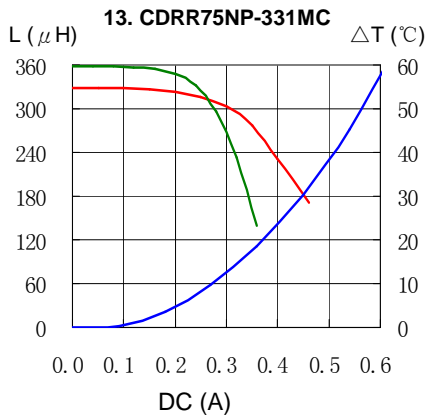


SMD Power Inductor CDRR75

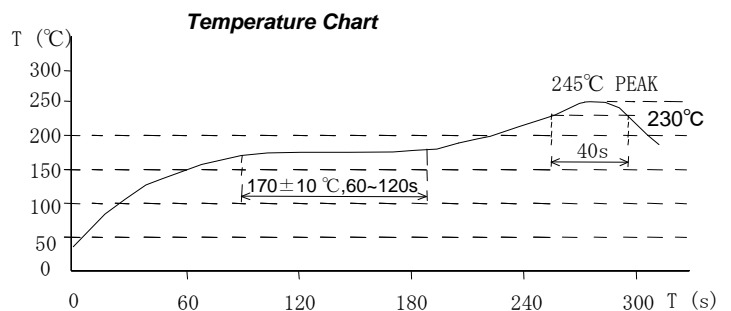
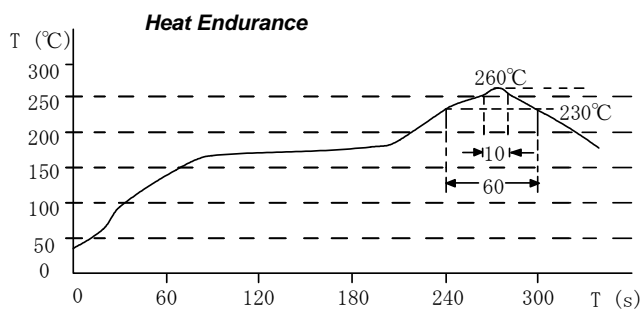


Saturation Current & Temperature Rise Graph

— L (20°C) — L (125°C) — ΔT



Solder Reflow Condition



Please refer to the sales offices on our website - <http://www.sumida.com>

Hong Kong
Tel.+852-2880-6781
FAX.+852-2565-9600
sales@hk.sumida.com

Saitama(Japan)
Tel.+81-48-691-7300
FAX.+81-48-691-7340
sales@jp.sumida.com

Chicago
Tel.+1-847-545-6700
FAX. +1-847-545-6720
sales@us.sumida.com

Shanghai
Tel.+86-21-5836-3299
FAX.+86-21-5836-3266
shanghai.sales@cn.sumida.com

Seoul
Tel.+82-2-6237-0777
FAX.+82-2-6237-0778
sales@kr.sumida.com

Oberzell
Tel.+49-8591-937-0
FAX. +49-8591-937-103
contact@eu.sumida.com

Shenzhen
Tel.+86-755-8291-0228
FAX.+86-755-8291-0338
shenzhen.sales@cn.sumida.com

Singapore
Tel.+65-6296-3388
FAX.+65-6841-4426
sales@sg.sumida.com

Neumarkt
Tel.+49-9181-4509-110
FAX. +49-9181-4509-310
infocomp@eu.sumida.com

Taipei
Tel.+886-2-8751-2737
FAX.+886-2-8751-2738
sales@tw.sumida.com

San Jose
Tel.+1-408-321-9660
FAX.+1-408-321-9308
sales@us.sumida.com