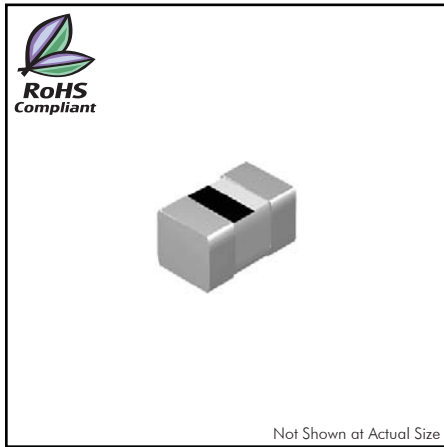


CT0201HQF Series

From 0.6nH to 22nH



CHARACTERISTICS

Description: SMD ceramic core, high Q multi-layer chip inductor for high frequency.

Applications: Cellular telephones, bluetooth, computer communications, radar detectors, automotive electronics, WLAN, UWB, digital TV tuners, keyless remotes and miscellaneous high-frequency circuits.

Operating Temperature: -55°C to 125°C (including self-temperature rise)

Inductance Tolerance: ±0.1nH, ±0.2nH, ±0.3nH, ±3%, ±5%

IDC: Applied current to coils, the inductance shall be less than 10% initial value.

Packaging: Tape & Reel.

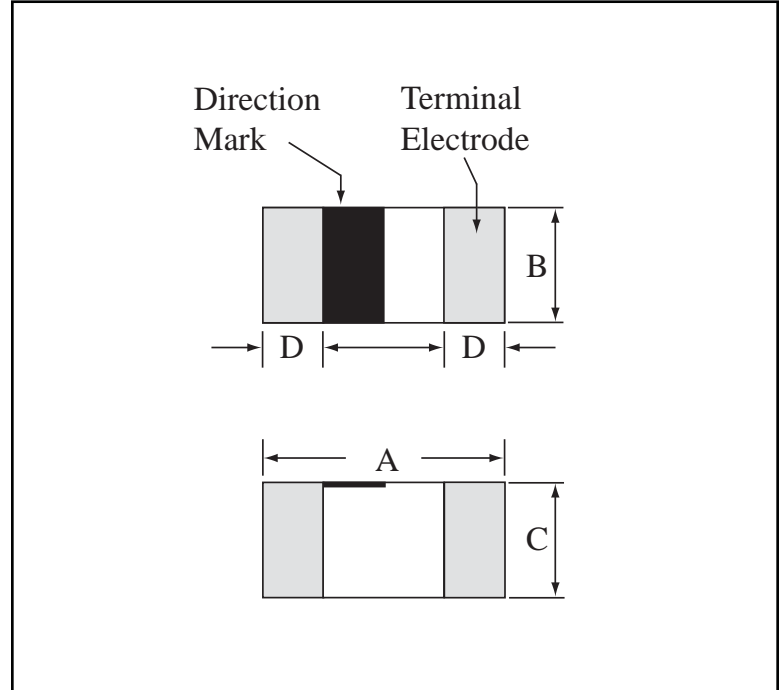
Miscellaneous: RoHS Compliant.

Additional Information: Additional electrical & physical information available upon request.

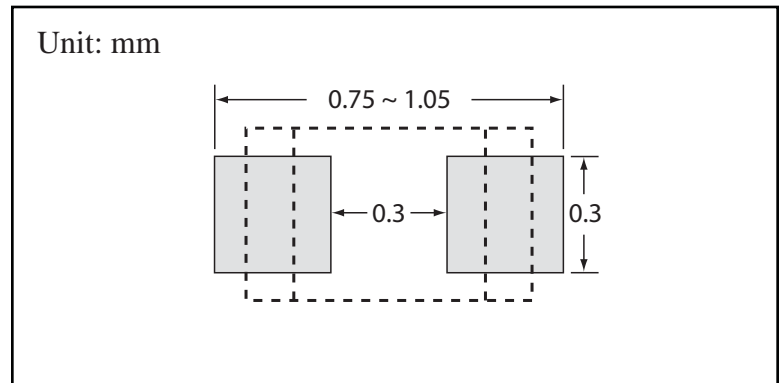
Samples available. See website for ordering information.

PHYSICAL DIMENSIONS

Size	A	B	C	D
mm	0.6±0.03	0.3±0.03	0.3±0.03	0.10±0.05
inches	0.02±0.001	0.01±0.001	0.01±0.001	0.004±0.002



PAD LAYOUT



Multi-layer Chip Inductors - Ceramic

www.ctparts.com

SPECIFICATIONS

Please specify tolerance code when ordering.
 CT0201HQF-0N6_ ← B = ±0.1nH, C = ±0.2nH, S = ±0.3nH, H = ±3%, J = ±5%

Part Number	Inductance (nH)	Available Tolerance (%)	Q Min.	Test Freq. (MHz)	Q Typ. @ 500MHz	Q Typ. @ 800MHz	Q Typ. @ 1.8GHz	Q Typ. @ 2.0GHz	Q Typ. @ 2.4GHz	SRF Min. (MHz)	DCR Max. (Ω)	IDC Max. (mA)
CT0201HQF-0N6_	0.6	±0.1nH/±0.2nH/±0.3nH	14	500	>35	>47	>75	>80	>88	10000	0.06	900
CT0201HQF-0N7_	0.7	±0.1nH/±0.2nH/±0.3nH	14	500	>35	>47	>75	>80	>88	10000	0.06	900
CT0201HQF-0N8_	0.8	±0.1nH/±0.2nH/±0.3nH	14	500	>35	>47	>75	>80	>88	10000	0.06	900
CT0201HQF-0N9_	0.9	±0.1nH/±0.2nH/±0.3nH	14	500	>35	>47	>75	>80	>88	10000	0.06	900
CT0201HQF-1N0_	1.0	±0.1nH/±0.2nH/±0.3nH	14	500	>35	>47	>75	>80	>88	10000	0.07	850
CT0201HQF-1N1_	1.1	±0.1nH/±0.2nH/±0.3nH	14	500	>35	>47	>75	>80	>88	10000	0.07	850
CT0201HQF-1N2_	1.2	±0.1nH/±0.2nH/±0.3nH	14	500	35	47	75	80	88	10000	0.08	800
CT0201HQF-1N3_	1.3	±0.1nH/±0.2nH/±0.3nH	14	500	32	43	70	74	82	10000	0.09	760
CT0201HQF-1N4_	1.4	±0.1nH/±0.2nH/±0.3nH	14	500	29	39	63	67	75	10000	0.12	640
CT0201HQF-1N5_	1.5	±0.1nH/±0.2nH/±0.3nH	14	500	27	36	59	62	69	10000	0.15	600
CT0201HQF-1N6_	1.6	±0.1nH/±0.2nH/±0.3nH	14	500	25	33	54	57	63	10000	0.19	510
CT0201HQF-1N7_	1.7	±0.1nH/±0.2nH/±0.3nH	14	500	25	32	52	54	61	10000	0.11	680
CT0201HQF-1N8_	1.8	±0.1nH/±0.2nH/±0.3nH	14	500	25	32	51	53	59	10000	0.12	640
CT0201HQF-1N9_	1.9	±0.1nH/±0.2nH/±0.3nH	14	500	24	31	50	53	58	10000	0.13	620
CT0201HQF-2N0_	2.0	±0.1nH/±0.2nH/±0.3nH	14	500	24	31	50	53	58	10000	0.15	600
CT0201HQF-2N1_	2.1	±0.1nH/±0.2nH/±0.3nH	14	500	24	31	50	53	58	10000	0.16	550
CT0201HQF-2N2_	2.2	±0.1nH/±0.2nH/±0.3nH	14	500	24	31	50	53	58	10000	0.20	500
CT0201HQF-2N3_	2.3	±0.1nH/±0.2nH/±0.3nH	14	500	24	31	49	52	58	10000	0.24	460
CT0201HQF-2N4_	2.4	±0.1nH/±0.2nH/±0.3nH	14	500	22	28	45	48	53	10000	0.26	430
CT0201HQF-2N5_	2.5	±0.1nH/±0.2nH/±0.3nH	14	500	22	29	46	49	54	10000	0.28	415
CT0201HQF-2N6_	2.6	±0.1nH/±0.2nH/±0.3nH	14	500	21	27	44	46	51	10000	0.30	405
CT0201HQF-2N7_	2.7	±0.1nH/±0.2nH/±0.3nH	14	500	20	26	41	43	48	10000	0.32	400
CT0201HQF-2N8_	2.8	±0.1nH/±0.2nH/±0.3nH	14	500	20	26	41	43	47	9500	0.20	500
CT0201HQF-2N9_	2.9	±0.1nH/±0.2nH/±0.3nH	14	500	20	26	41	43	47	9300	0.22	480
CT0201HQF-3N0_	3.0	±0.1nH/±0.2nH/±0.3nH	14	500	20	26	41	43	47	9100	0.24	460
CT0201HQF-3N1_	3.1	±0.1nH/±0.2nH/±0.3nH	14	500	20	26	41	43	47	8900	0.25	450
CT0201HQF-3N2_	3.2	±0.1nH/±0.2nH/±0.3nH	14	500	20	26	40	43	47	8700	0.28	415
CT0201HQF-3N3_	3.3	±0.1nH/±0.2nH/±0.3nH	14	500	20	26	40	43	47	8600	0.28	415
CT0201HQF-3N4_	3.4	±0.1nH/±0.2nH/±0.3nH	14	500	20	25	40	43	47	8400	0.29	410
CT0201HQF-3N5_	3.5	±0.1nH/±0.2nH/±0.3nH	14	500	20	25	40	42	46	8200	0.30	405
CT0201HQF-3N6_	3.6	±0.1nH/±0.2nH/±0.3nH	14	500	19	25	40	42	46	8100	0.32	400
CT0201HQF-3N7_	3.7	±0.1nH/±0.2nH/±0.3nH	14	500	19	25	40	42	46	8000	0.36	370
CT0201HQF-3N8_	3.8	±0.1nH/±0.2nH/±0.3nH	14	500	19	25	39	41	45	7800	0.40	355
CT0201HQF-3N9_	3.9	±0.1nH/±0.2nH/±0.3nH	14	500	19	25	39	41	45	7700	0.41	350
CT0201HQF-4N3_	4.3	±0.2nH/±0.3nH	14	500	18	24	37	39	43	6500	0.48	320
CT0201HQF-4N7_	4.7	±0.2nH/±0.3nH	14	500	19	24	37	39	42	6400	0.42	350
CT0201HQF-5N1_	5.1	±0.2nH/±0.3nH	14	500	19	24	37	39	42	6100	0.45	330
CT0201HQF-5N6_	5.6	±0.2nH/±0.3nH	14	500	18	24	36	37	41	5500	0.47	325
CT0201HQF-6N2_	6.2	±0.2nH/±0.3nH	14	500	18	23	35	36	39	5100	0.52	305
CT0201HQF-6N8_	6.8	±3% / ±5%	14	500	18	23	35	36	39	4800	0.55	305
CT0201HQF-7N5_	7.5	±3% / ±5%	14	500	18	23	34	35	38	4600	0.55	305
CT0201HQF-8N2_	8.2	±3% / ±5%	14	500	17	22	33	34	36	4300	0.57	290
CT0201HQF-9N1_	9.1	±3% / ±5%	14	500	17	22	33	34	36	4000	0.65	270
CT0201HQF-10N_	10	±3% / ±5%	14	500	17	22	33	34	36	3800	0.85	230
CT0201HQF-12N_	12	±3% / ±5%	14	500	17	22	31	32	33	3300	0.85	230
CT0201HQF-15N_	15	±3% / ±5%	14	500	17	21	28	29	29	2600	0.89	220
CT0201HQF-18N_	18	±3% / ±5%	14	500	16	21	26	26	25	2300	1.05	205
CT0201HQF-22N_	22	±3% / ±5%	14	500	16	21	26	26	24	1900	1.29	190



Manufacturer of Passive Components
800-684-5322 Inside US 949-453-1811 Outside US
 Copyright © 2015 by CT Magnetics, DBA Central Technologies. All rights reserved.
 CT Magnetics reserves the right to make improvements or change specifications without notice

REV 01.20.15