

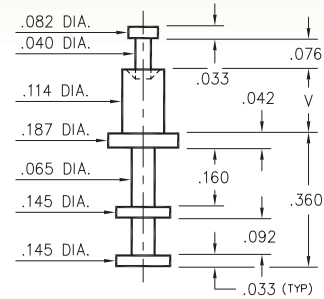
MALE PCB PINS

SOLDER TERMINAL TURRETS

2810

2810-X-00-XX-00-00-07-0

Swage mount in .118 hole

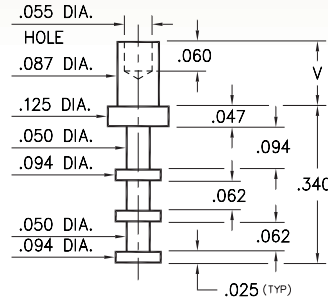


Basic Part Number	Board Thickness	Length V
2810-2	.062	.105
2810-3	.094	.135
2810-4	.125	.165

2524

2524-X-00-XX-00-00-07-0

Swage mount in .092 hole

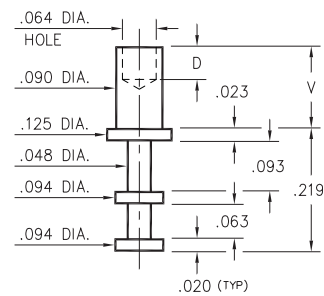


Basic Part Number	Board Thickness	Length V
2524-1	.031	.075
2524-2	.062	.105
2524-3	.094	.135
2524-4	.125	.165

2561

2561-X-00-XX-00-00-07-0

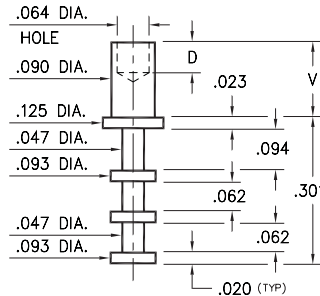
Swage mount in .094 hole



2508

2508-X-00-XX-00-00-07-0

Swage mount in .094 hole

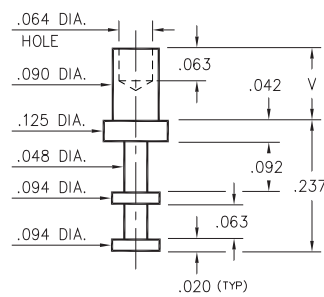


Basic Part Number	Board Thickness	Length V	Depth D
25XX-1	.031	.063	.047
25XX-2	.062	.094	.062
25XX-3	.094	.125	.062
25XX-4	.125	.156	.062

2551

2551-X-00-XX-00-00-07-0

Swage mount in .094 hole

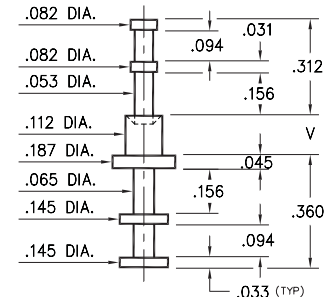


Basic Part Number	Board Thickness	Length V
2551-1	.031	.075
2551-2	.062	.105
2551-3	.094	.135
2551-4	.125	.165

2812

2812-X-00-XX-00-00-07-0

Swage mount in .116 hole



Basic Part Number	Board Thickness	Length V
2812-1	.062	.105
2812-2	.094	.135
2812-3	.125	.165
2812-4	.188	.230

SPECIFICATIONS:

Pin Material: Brass Alloy 360, 1/2 Hard
(Swage pins are annealed)

Dimensions: Inches

Tolerances On: Lengths: $\pm .005$
Diameters: $\pm .002$
Angles: $\pm 2^\circ$



ORDER CODE: XXXX - X - 00 - XX - 00 - 00 - 07 - 0

BASIC PART #

SPECIFY PIN FINISH:

- 01 200 μ " TIN/LEAD OVER NICKEL
- ◆ 80 200 μ " TIN OVER NICKEL (RoHS)
- ◆ 44 300 μ " SILVER OVER COPPER (RoHS)
- 50 300 μ " ELECTRO-SOLDER (60/40 SnPb)

