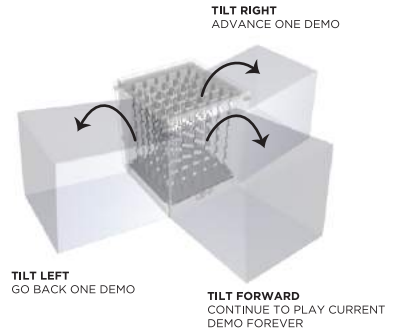



1. Plug in your Cube! **2. It's ready to go**

Now, check out your preloaded 3D visualizations...



The 10 classic 3D visualizations will loop forever by default.

You can stop the loop and play just one selected demo by tilting left, right, and forward.

🎵 = sound reactive visualizations

There's more! Flip over to find out how to load new visualizations to your cube.




Get new visualizations with a single click @ CubeViz!

Step 1: Plug in your Cube with the included USB cable to your Mac or PC

Step 2: Go to L3DCube.com to download CubeViz to your Mac or PC

Step 3: Open up CubeViz! You will see this screen:



NOTE! When you load on a new VizTheme, this will replace the current visualizations on your Cube. Don't worry though, you can always reload those, or any visualizations, back onto your cube @ CubeViz.

#thefutureislit



/lookingglassfactory