

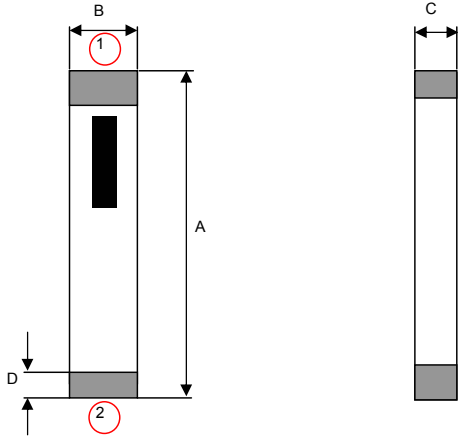
Spezifikation für Freigabe / specification for release

Kunde / customer : _____
 Artikelnummer / part number : **7488910245**
 Bezeichnung : **SMD Antenne WE-MCA**
 description : **Chip-Antenna WE-MCA**



DATUM / DATE : 2004-10-11

A Mechanische Abmessungen / dimensions:



size	9,5 x 2	
A	9,5 ± 0,2	mm
B	2,0 ± 0,2	mm
C	1,2 +0,1/- 0,2	mm
D	0,5 ± 0,3	mm

①	Feeding Point	
②	NC	

B Elektrische Eigenschaften / electrical properties:

Eigenschaften / properties	Testbedingungen / test conditions		Wert / value	Einheit / unit	tol.
Frequenzbereich / frequency range		f	2400 ... 2500	MHz	
VSWR			2,0		max.
Impedanz / impedance		Z	50	Ω	
Antennengewinn / peak gain	(XZ-V)	A	3,0	dBi	typ.
Antennengewinn / average gain	(XZ-V)	A	1,0	dBi	typ.

C Abbildung/ appearance:



D Prüfgeräte / test equipment:

Agilent E5071A

E Testbedingungen / test conditions:

Luftfeuchtigkeit / humidity: 50 ~ 70%
 Umgebungstemperatur / temperature: 20°C ~ 25°C

F Werkstoffe & Zulassungen / material & approvals

Basismaterial / base material: Keramik / ceramic
 Kontakt Material / contact plating: Ag + Ni + Sn

G Eigenschaften / general specifications:

Betriebstemp. / operating temperature: -40°C ~ +85°C
 Lagerbedingung / storage conditions: 15°C ~ 35°C
 45 ~ 75% RH
 Leistung/ power capacity : 3 W max.

Freigabe erteilt / general release:	Kunde / customer				
Datum / date	Unterschrift / signature				
	Würth Elektronik				
Geprüft / checked	Kontrolliert / approved		AWe	Version 1	04-10-11
			Name	Änderung / modification	Datum / date

Würth Elektronik eiSos GmbH & Co.KG

D-74638 Waldenburg · Max-Eyth-Str. 1 · Germany · Telefon (+49) (0) 7942 - 945 - 0 · Telefax (+49) (0) 7942 - 945 - 400
<http://www.we-online.de>

Spezifikation für Freigabe / specification for release

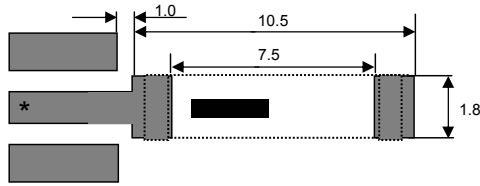
Kunde / customer : _____
 Artikelnummer / part number : **7488910245**
 Bezeichnung : **SMD Antenne WE-MCA**
 description : **Chip-Antenna WE-MCA**



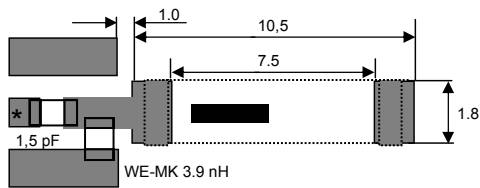
DATUM / DATE : 2004-10-11

H Lötadempfehlung / solder pads:

Without Matching Circuit:



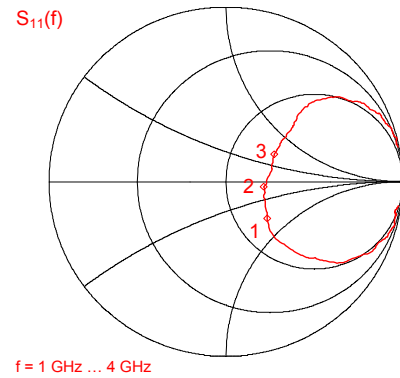
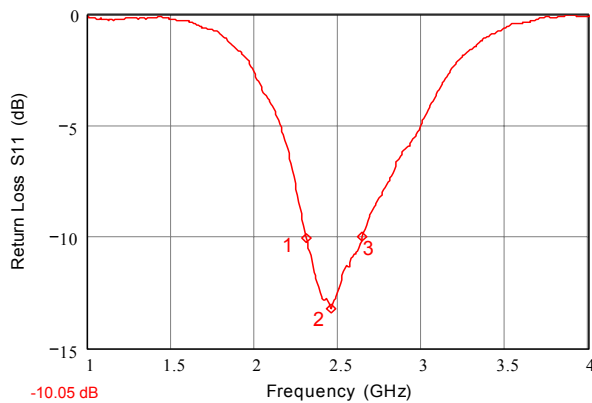
With Matching Circuit:



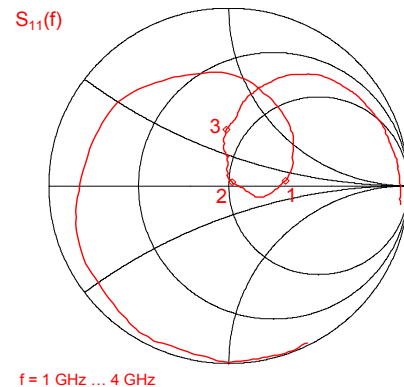
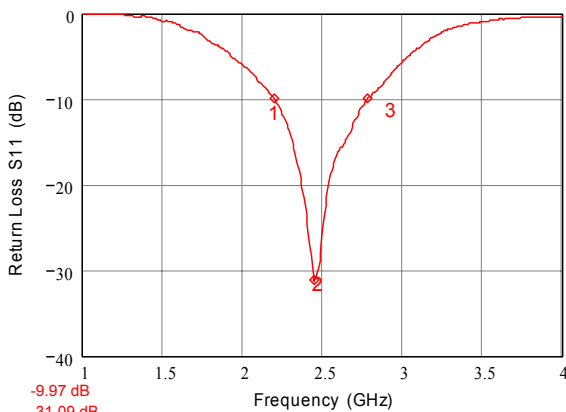
*Line width should be designed to match 50Ω characteristic impedance, depending on PCB material and thickness.
 (Matching circuit and component values will be different, depending on PCB layout)

K Messdiagramme/ measuring diagrams:

Without Matching Circuit:



With Matching Circuit:



Würth Elektronik eiSos GmbH & Co.KG

D-74638 Waldenburg · Max-Eyth-Str. 1 · Germany · Telefon (+49) (0) 7942 - 945 - 0 · Telefax (+49) (0) 7942 - 945 - 400
<http://www.we-online.de>

Spezifikation für Freigabe / specification for release

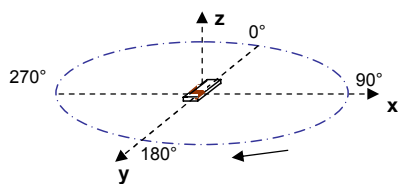
Kunde / customer : _____
 Artikelnummer / part number : **7488910245**
 Bezeichnung : **SMD Antenne WE-MCA**
 description : **Chip-Antenna WE-MCA**

LF



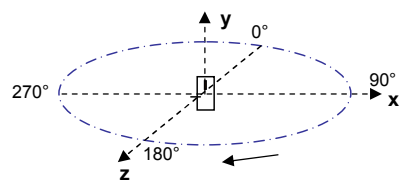
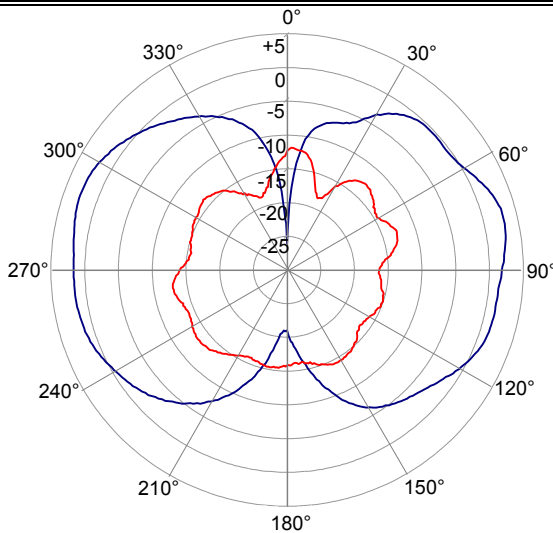
DATUM / DATE : 2004-10-11

L Richtdiagramme / radiation patterns:



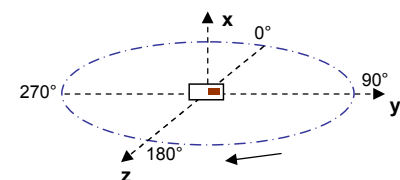
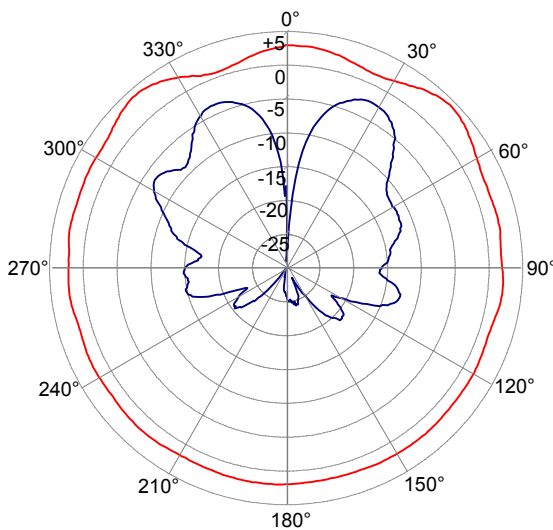
XY-cut scanning direction

XY cut @ 2.45 GHz
— Vertical
— Horizontal



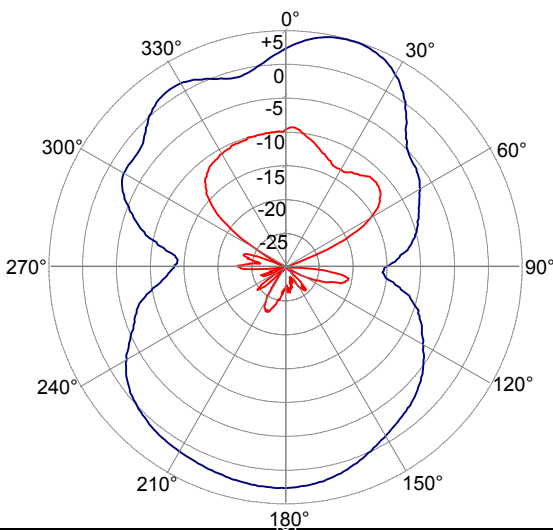
XZ-cut scanning direction

XZ cut @ 2.45 GHz
— Vertical
— Horizontal



YZ-cut scanning direction

YZ cut @ 2.45 GHz
— Vertical
— Horizontal



Würth Elektronik eiSos GmbH & Co.KG

D-74638 Waldenburg · Max-Eyth-Str. 1 · Germany · Telefon (+49) (0) 7942 - 945 - 0 · Telefax (+49) (0) 7942 - 945 - 400
<http://www.we-online.de>

Spezifikation für Freigabe / specification for release

Kunde / customer : _____

Artikelnummer / part number : **7488910245**

LF

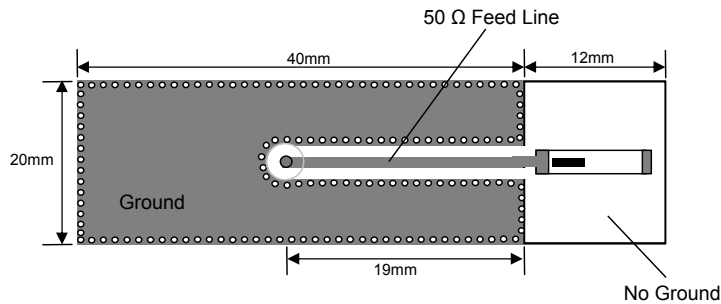


Bezeichnung : **SMD Antenne WE-MCA**

description : **Chip-Antenna WE-MCA**

DATUM / DATE : 2004-10-11

M Testboard / evaluation board:



This electronic component is designed and developed with the intention for use in general electronics equipments. Before incorporating the components into any equipments in the field such as aerospace, aviation, nuclear control, submarine, transportation, (automotive control, train control, ship control), transportation signal, disaster prevention, medical, public information network etc. where higher safety and reliability are especially required or if there is possibility of direct damage or injury to human body. In addition, even electronic component in general electronic equipments, when used in electrical circuits that require high safety, reliability functions or performance, the sufficient reliability evaluation-check for the safety must be performed before use. It is essential to give consideration when to install a protective circuit at the design stage.

Würth Elektronik eiSos GmbH & Co.KG

D-74638 Waldenburg · Max-Eyth-Str. 1 · Germany · Telefon (+49) (0) 7942 - 945 - 0 · Telefax (+49) (0) 7942 - 945 - 400
<http://www.we-online.de>