

ZB6ZB55B

Complete body for illuminated push button, Harmony XB6, yellow light block with body/ fixing collar with integral LED 12...24 V 1NO +1NC



Main

Range of Product	Harmony XB6
Product or Component Type	Complete body for illuminated push-button
Device short name	ZB6
Fixing collar material	Plastic
Sale per indivisible quantity	1
Contacts type and composition	1 NO + 1 NC
Contact operation	Slow-break
Connections - terminals	Faston connector 2.8 x 0.5 mm
Light source	LED
Bulb base	Integral LED
Light source colour	Yellow
[Us] rated supply voltage	12...24 V AC/DC

Complementary

CAD overall width	0.94 in (24 mm)
CAD overall height	0.71 in (18 mm)
CAD overall depth	2.01 in (51 mm)
Terminals description ISO n°1	(11-12)NC
Net Weight	0.02 lb(US) (0.009 kg)
Contacts usage	Standard
Positive opening	With EN/IEC 60947-5-1 appendix K
Operating travel	0.04 in (1 mm) NC changing electrical state) 0.08 in (2 mm) NO changing electrical state) 0.17 in (4.3 mm) total travel)
Operating force	1.6 N NO changing electrical state 2.5 N NC changing electrical state
Contacts material	Silver alloy (Ag/Ni)
Short-circuit protection	6 A cartridge fuse gG EN/IEC 60947-5-1
[Ui] rated insulation voltage	250 V 3)EN/IEC 60947-1
[Uimp] rated impulse withstand voltage	4 kV EN/IEC 60947-1
[Ie] rated operational current	3 A 120 V, AC-15, B300 1.5 A 240 V, AC-15, B300 0.1 A 250 V, DC-13, R300 0.22 A 125 V, DC-13, R300
Electrical durability	1000000 Cycles, AC-15, 2 A 230 V 3600 cyc/h 0.5 EN/IEC 60947-5-1 appendix C 1000000 cycles, DC-15, 2 A 230 V 3600 cyc/h 0.5 EN/IEC 60947-5-1 appendix C
Electrical reliability	$\Lambda = 10\exp(-8)$ 5 V 1 mA with confidence level of 90 % EN/IEC 60947-5-4
Signalling type	Steady
Supply voltage limits	6...30 V AC/DC
Current Consumption	15 mA
Surge withstand	1 KV direct contact IEC 61000-4-5 2 kV in free air IEC 61000-4-5

The information provided in this documentation contains general descriptions and/or technical characteristics of the performance of the products contained herein. This documentation is not intended as a substitute for and is not to be used for determining suitability or reliability of these products for specific user applications. It is the duty of any such user or integrator to perform the appropriate and complete risk analysis, evaluation and testing of the products with respect to the relevant specific application or use thereof. Neither Schneider Electric Industries SAS nor any of its affiliates or subsidiaries shall be responsible or liable for misuse of the information contained herein.

Environment

Protective treatment	TC
Ambient Air Temperature for Storage	-40...158 °F (-40...70 °C)
Ambient air temperature for operation	-13...158 °F (-25...70 °C)
Electrical shock protection class	Class II IEC 61140
Standards	EN/IEC 60947-5-5 JIS C 852 UL 508 EN/IEC 60947-1 JIS C 4520 EN/IEC 60947-5-1 CSA C22.2 No 14
Product Certifications	CCC GOST UL CSA
Vibration resistance	+/- 3 mm 2...500 Hz)IEC 60068-2-6 5 gn 2...500 Hz)IEC 60068-2-6
Shock resistance	30 gn 18 ms) half sine wave acceleration IEC 60068-2-27 50 gn 11 ms) half sine wave acceleration IEC 60068-2-27
Resistance to fast transients	2 kV IEC 61000-4-4
Resistance to electromagnetic fields	9.14 V/m (10 V/m) IEC 61000-4-3
Resistance to electrostatic discharge	6 KV on contact (on metal parts) IEC 61000-2-6 8 kV in free air (in insulating parts) IEC 61000-2-6
Electromagnetic emission	Class B IEC 55011




Ordering and shipping details

Category	22459-PUSHBUTTONS, 16MM
Discount Schedule	CS2
GTIN	3389110784497
Nbr. of units in pkg.	1
Package weight(Lbs)	0.42 oz (12 g)
Returnability	No
Country of origin	ES

Packing Units

Unit Type of Package 1	PCE
Package 1 Height	0.79 in (2 cm)
Package 1 width	4.33 in (11 cm)
Package 1 Length	4.33 in (11 cm)
Unit Type of Package 2	S01
Number of Units in Package 2	80
Package 2 Weight	2.41 lb(US) (1.093 kg)
Package 2 Height	5.91 in (15 cm)
Package 2 width	5.91 in (15 cm)
Package 2 Length	15.75 in (40 cm)

Offer Sustainability

Sustainable offer status	Green Premium product
California proposition 65	WARNING: This product can expose you to chemicals including: Lead and lead compounds, which is known to the State of California to cause cancer and birth defects or other reproductive harm. For more information go to www.P65Warnings.ca.gov
REACH Regulation	 REACH Declaration
EU RoHS Directive	Pro-active compliance (Product out of EU RoHS legal scope)  EU RoHS Declaration
Mercury free	Yes
RoHS exemption information	 Yes

China RoHS Regulation	China RoHS Declaration
Environmental Disclosure	Product Environmental Profile
Circularity Profile	End Of Life Information
WEEE	The product must be disposed on European Union markets following specific waste collection and never end up in rubbish bins.
Contractual warranty	
Warranty	18 months

Body for Illuminated Pushbutton

Dimensions

