




Balancing Aluminum Integrated Resistor



FEATURES

- **200W** Rating in **1.25" x 1.25"** footprint
- **Aluminum** base for superior thermal performance
- Excellent **CTE match** to standard heatsinks
- **Lighter – Smaller – Cooler** than equivalent Steel Resistor
- **Custom Configurations** available
- **Custom Integrated Components** available
- **RoHS** Compliant

USES

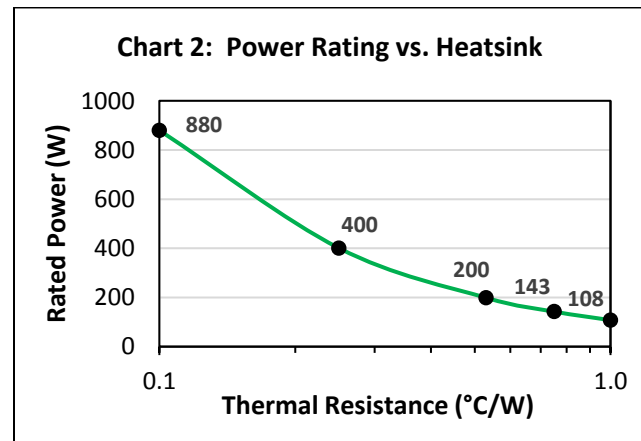
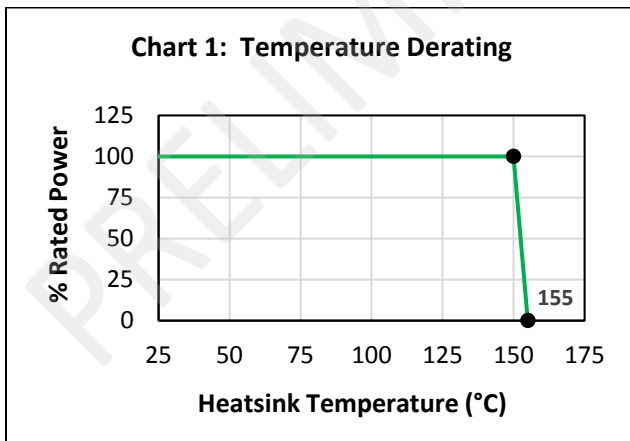
- Power Switching
- Dynamic Braking
- Bleeder Resistor
- In-rush current limiting
- Snubber Circuit
- Heating

Electrical Specifications

		BAIR 2
Resistance Range ¹	ohms	12, 15, 20, 22, 25, 47, 50, 100, 150
Resistance Tolerance ²	%	5, 10, 20
Power Rating on Heatsink ³	W	200
TCR	ppm/°C	<+700
Maximum Substrate Temperature	°C	155
Ambient Temperature Range	°C	-55 to +155
Dielectric Breakdown Voltage	V (dc/ac peak)	2kV

Notes

1. Custom resistance values available. Contact factory for all customization requests.
2. Price varies based on tolerance.
3. Mounted on a **0.53°C/W** heatsink with ambient air temperature of **25°C**.
For additional power rating information, see **Charts 1 & 2** below:




General Note

All information is subject to Skenos Technologies, LLC. own data and is considered accurate at time of going to print. Skenos Technologies, LLC reserves the right to update product specifications without notice or liability.

February 2, 2018





DIMENSIONS

BAIR 2		
	Meas.	Tol. (in)
L	1.250"	+/- 0.005
W	1.250"	
ØD	0.126"	nom
t	0.090"	
a	0.060"	
b	0.104"	
c	0.364"	
d	0.364"	
wt.	8-10g	

TERMINATION OPTIONS

Option	Code	Nominal Dimensions
Solder pad only	S	
Flying leads	L	
Push-on connectors	T	

PART NUMBER / ORDERING INFORMATION

BAIR2-S-100R JTYN

Type/Size	Version	Value	Tolerance	Termination	RoHS Compliant	Attributes
BAIR 2	S = Standard	Resistance Value as per standard IEC 60062	J = 5% K = 10% M = 20%	S = Solder Pad only L = Flying Leads T = Push-on connectors C = Custom	Y = Yes N = No	N = None F = Fuse T = Thermistor L = Legend V = Custom breakdown voltage

Note: More than one attribute can be listed

General Note

All information is subject to Skenos Technologies, LLC. own data and is considered accurate at time of going to print. Skenos Technologies, LLC reserves the right to update product specifications without notice or liability.

February 2, 2018

