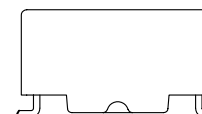
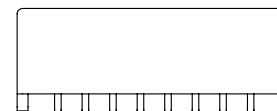


NOTES:

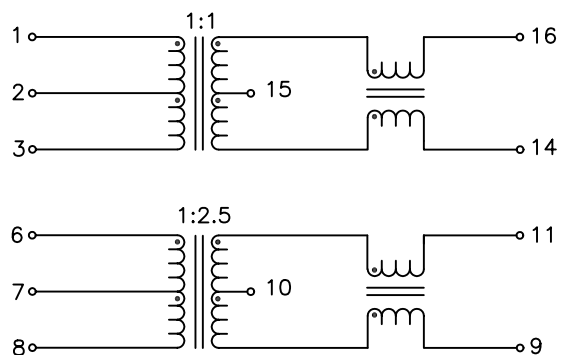
1. ROHS COMPLIANT
2. HEADER: PHENOLIC WITH FLAMMABILITY RATING UL 94V-0 OR BETTER.
3. STORAGE TEMPERATURE: -50°C TO +125°C
4. COMPLIANCE TO J-STD:
  - A. J-STD-002: SOLDERABILITY AT 245°C REFLOW PROFILE
  - B. J-STD-020: LEVEL 1, NO MOISTURE SENSITIVE
  - C. J-STD-075: R7, 245°C MAXIMUM THROUGH REFLOW SOLDER
5. TO ORDER TAPE & REEL PACKAGING ADD A "T" SUFFIX TO THE PART NUMBER(i.e EX2024FNL BECOMES EX2024FNLT).



FINAL OUTLINE

© Copyright, 2014. Pulse Electronics Corp. All rights reserved. Pulse confidential & proprietary. (06/11/14)

PRODUCT DESCRIPTION	TLA DRAWING	PS DRAWING	SHEET	PART NO.	DATASHEET REV.
MDL,SIN,10D,1:2.5,SM,TU	EX2024FNL-10	PS-2753.001-A	1 OF 3	EX2024FNL	A



SCHEMATIC – PINS 4, 5, 12 AND 13 NOT CONNECTED

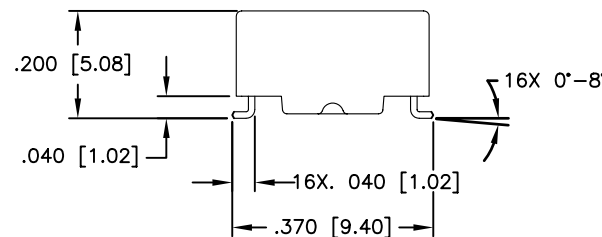
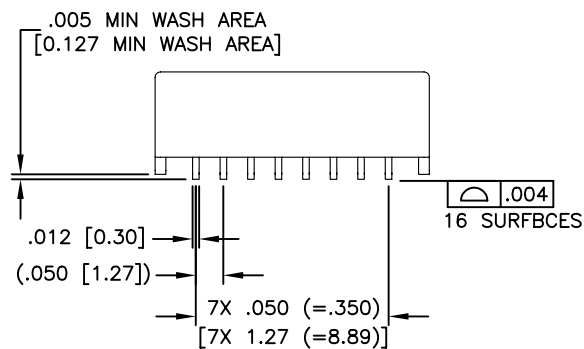
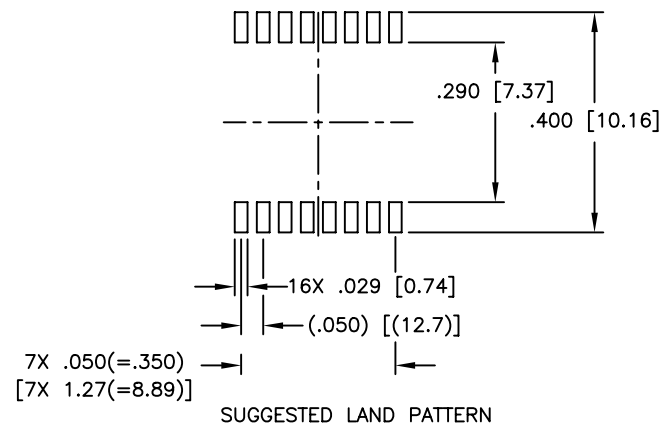
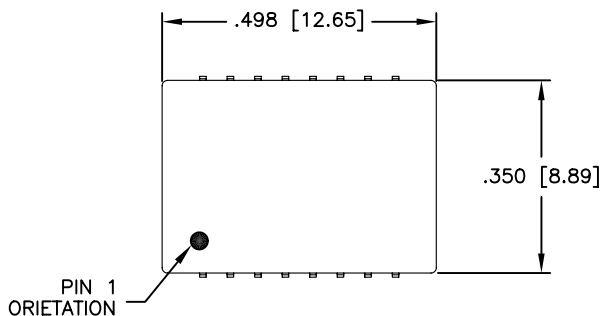
ELECTRICAL CHARACTERISTICS AT +25°C UNLESS OTHER SPECIFIED

PARAMETER	SPECIFICATIONS			
OPERATING TEMPERATURE	-40°C ~ +85°C			
POLARITY	PER SCHEMATIC			
URNS RATIO	(6-8):(11-9) = 1:2.5 ±3% (1-3):(16-14) = 1:1 ±3%			
INDUCTANCE (OCL) (MEDIA SIDE, -40°C~85°C)	(1-3) = 200 uH MIN (AT 100 KHz 20 mVRMS) (6-8) = 35 uH MIN			
CAPACITANCE WINDING TO WINDING	30 pF MAX ( AT 100 KHz 20 mVRMS)			
COMMON MODE REJECTION RATIO	1 MHz	30 MHz	40 MHz	100 MHz
	-50 dB MIN	-50 dB MIN	-40 dB MIN	-40 dB MIN
DC RESISTANCE	2.0 OHMS MAX			
LEAKAGE INDUCTANCE	0.8 uH MAX			
INPUT – OUTPUT ISOLATION	1500 VRMS MIN @ 60 SECONDS			

NOTE: f IS FREQUENCY IN MHz.

© Copyright, 2014. Pulse Electronics Corp. All rights reserved. Pulse confidential & proprietary. (06/11/14)

PRODUCT DESCRIPTION	TLA DRAWING	PS DRAWING	SHEET	PART NO.	DATASHEET REV.
MDL,SIN,10D,1:2.5,SM,TU	EX2024FNL-10	PS-2753.001-A	2 OF 3	EX2024FNL	A



DIMENSIONS ARE IN INCHES [MILLIMETERS] WITH THE FOLLOWING TOLERANCES: [MILLIMETERS] ARE FOR REFERENCE ONLY.  
 .XX= ±.01 [±0.25]  
 .XXX= ±.005 [±0.13]

© Copyright, 2014. Pulse Electronics Corp. All rights reserved. Pulse confidential & proprietary. (06/11/14)

PRODUCT DESCRIPTION	TLA DRAWING	PS DRAWING	SHEET	PART NO.	DATASHEET REV.
MDL,SIN,10D,1:2.5,SM,TU	EX2024FNL-10	PS-2753.001-A	3 OF 3	EX2024FNL	A