

SMT Power Inductors

Unshielded Drum Core - P1252NL Series



- Height:** 7.5mm Max
- Footprint:** 22.33mm x 15.14mm Max
- Current Rating:** up to 15A
- Inductance Range:** 0.78°H to 10°H

Electrical Specifications @ 25°C - Operating Temperature -40°C to +125°C

| Part ^{6,7} Number | Inductance @ IPK ADC (μH ± 20%) | I _{rated} ⁵ (A) | DCR (MAX) (mΩ) | Saturation Current (A) @ 25°C | Heating Current (A) |
|----------------------------|---------------------------------|-------------------------------------|----------------|-------------------------------|---------------------|
| P1252.781NL * | 0.78 | 15.0 | 2.6 | 30.0 | 15.0 |
| P1252.152NL | 1.5 | 15.0 | 4.0 | 25.0 | 15.0 |
| P1252.222NL | 2.2 | 12.0 | 6.1 | 20.0 | 12.0 |
| P1252.332NL | 3.3 | 10.0 | 8.6 | 17.0 | 10.0 |
| P1252.392NL * | 3.9 | 9.0 | 10 | 15.0 | 9.0 |
| P1252.472NL | 4.7 | 8.4 | 14 | 13.0 | 8.4 |
| P1252.605NL | 6.0 | 7.5 | 17 | 12.0 | 7.5 |
| P1252.782NL | 7.8 | 7.5 | 18 | 11.0 | 7.5 |
| P1252.103NL | 10 | 6.0 | 26 | 10.0 | 6.0 |

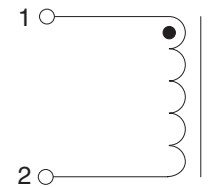
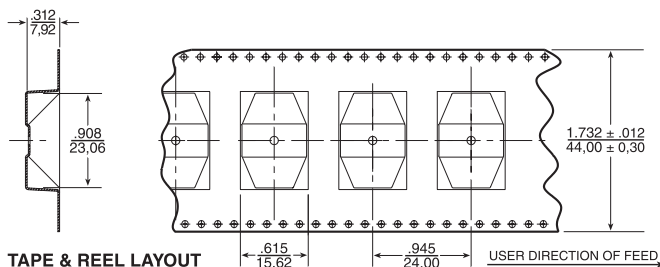
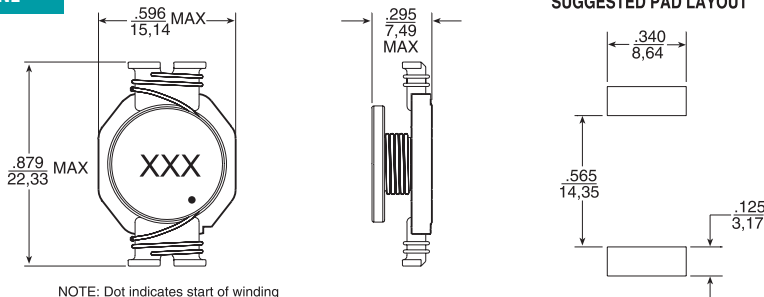
- Notes:**
- The temperature rise of the component (ambient plus temperature rise) must be within the specified operating temperature range.
 - Inductance tested at 100kHz, 0.1 mV_{RMS}
 - Inductance drop = 10% typical at the saturation current
 - ΔT = 40°C rise typical at the heating current
 - The rated current is lower of the saturation or heating current.
 - Optional Tape & Reel packaging can be ordered by adding a "T" suffix to the part number (i.e P1252.781NL becomes P1252.781NLT). Pulse complies to industry standard tape and reel specification EIA481.
 - The "NL" suffix indicates an RoHS-compliant part number. Non-NL suffixed parts are not necessarily RoHS compliant, but are electrically and mechanically equivalent to NL versions. If a part number does not have the "NL" suffix, but an RoHS compliant version is required, please contact Pulse for availability.

* Contact Pulse for availability

Mechanical

Schematic

P1252.XXXNL



Weight4.1 grams
Tape & Reel300/reel

Dimensions: $\frac{\text{Inches}}{\text{mm}}$

Unless otherwise specified, all tolerances are $\pm \frac{.010}{0,25}$

For More Information

Pulse Worldwide Headquarters

15255 Innovation Drive Ste 100
San Diego, CA 92128
U.S.A.

Tel: 858 674 8100
Fax: 858 674 8262

Pulse Europe

Pulse Electronics GmbH
Am Rottland 12
58540 Meinerzhagen
Germany

Tel: 49 2354 777 100
Fax: 49 2354 777 168

Pulse China Headquarters

Pulse Electronics (ShenZhen) CO., LTD
D708, Shenzhen Academy of
Aerospace Technology,
The 10th Keji South Road,
Nanshan District, Shenzhen,
P.R. China 518057

Tel: 86 755 33966678
Fax: 86 755 33966700

Pulse North China

Room 2704/2705
Super Ocean Finance Ctr.
2067 Yan An Road West
Shanghai 200336
China

Tel: 86 21 62787060
Fax: 86 2162786973

Pulse South Asia

3 Fraser Street 0428
DUO Tower
Singapore 189352

Tel: 65 6287 8998
Fax: 65 6280 0080

Pulse North Asia

1F., No.111 Xiyuan Road
Zhongli District
Taoyuan City 32057
Taiwan (R.O.C)

Tel: 886 3 4356768
Fax: 886 3 4356820

Performance warranty of products offered on this data sheet is limited to the parameters specified. Data is subject to change without notice. Other brand and product names mentioned herein may be trademarks or registered trademarks of their respective owners. © Copyright, 2019. Pulse Electronics, Inc. All rights reserved.