

CUSTOMER TERMINAL	RoHS	LEAD(Pb)-FREE
Sn96%, Ag4%	Yes	Yes

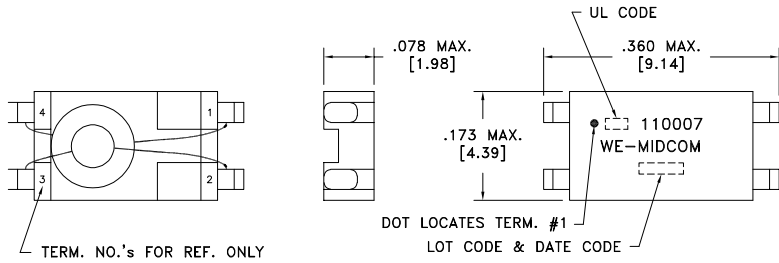


ELECTRICAL SPECIFICATIONS @ 25°C unless otherwise noted:

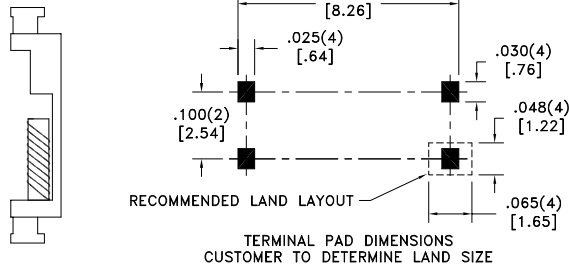
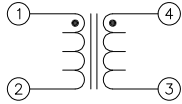
PARAMETER	TEST CONDITIONS	VALUE
D.C. RESISTANCE	1-2 @20°C	0.350 ohms max.
D.C. RESISTANCE	3-4 @20°C	0.350 ohms max.
INDUCTANCE	1-2 10kHz, 100mVAC, Ls	30uH min.
DIELECTRIC	1-4 3750VAC, 1 second	3000VAC, 1 minute
TURNS RATIO	(4-3):(1-2)	1.67:1, ±1%
SURGE TEST	6kV Peak	1.2 x 50uS

GENERAL SPECIFICATIONS:

Designed to comply with the following requirements as defined by IEC60950-1, EN60950-1, UL60950-1/CSA60950-1 and AS/NZS60950.1:  
 - Supplementary insulation for a primary circuit at a working voltage of 250Vrms.



TERM. NO.'s FOR REF. ONLY



Customer to tie terminals 2+3, 7+8 and 11+12 on PC board.

Application of the transformer allows for the leadwires between terminals 2&3, 7&8 and 11&12 to solder bridge.

AGENCY NUMBER	
UL CODE FILE# E205930	BB

REV.	DATE	Packaging Specifications Method: Tape & Reel PKG-0748 www.we-online.com/midcom	CONVENTION PLACEMENT
6C	9/21		
6B	10/09		
6A	9/07	SEE REVISION SHEET FOR REVISION LEVEL	

Tolerances unless otherwise specified:  
 Angles: ±1°  
 Fractions: ±1/64  
 Decimals: ±.005 [.13]  
 Footprint: ±.005 [.13]  
 This drawing is dual dimensioned. Dimensions in brackets are in millimeters.

DRAWING TITLE  
**TRANSFORMER**  
 eiSos p/n: 750110007

PART NO.  
**750110007**  
 SPECIFICATION SHEET 1 OF 1

