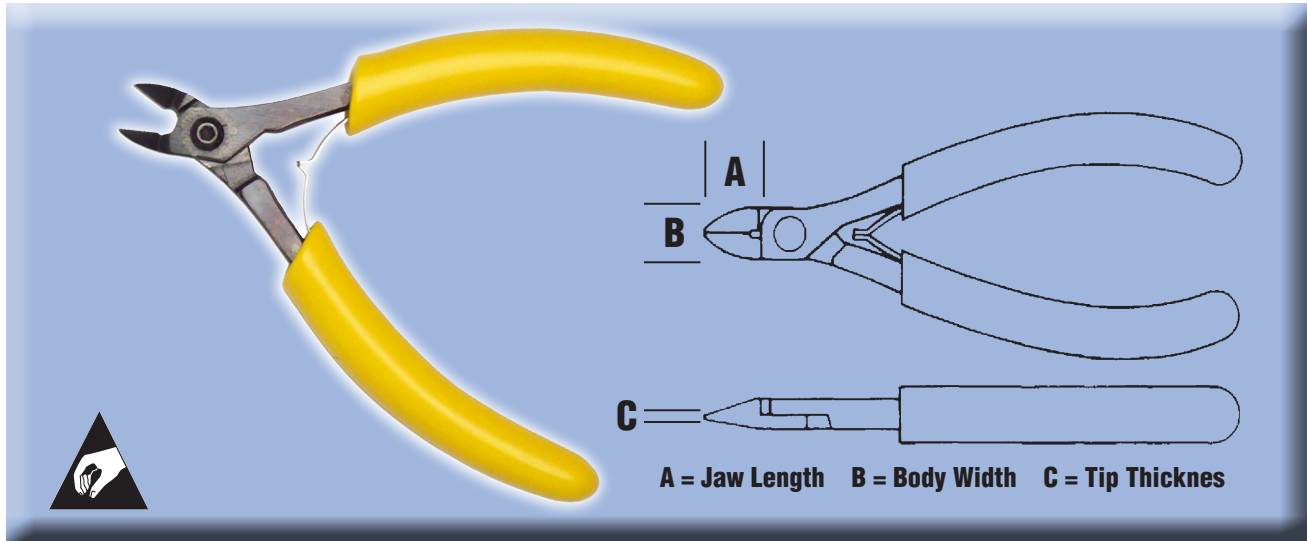








Swanstrom Tools USA

Super Diagonal Cutters



<u>TOOL NUMBER</u>	<u>EDGE</u>	<u>OAL INCH</u>	<u>JAW LENGTH</u>	<u>BODY WIDTH</u>	<u>TIP THICKNESS</u>	
OVAL						
	S130	Bevel	4.10	0.36	0.33	0.03
	S131	Flush	4.10	.036	0.33	0.03
	S132	Super Flush	4.10	0.36	0.33	0.03
	S140	Bevel	4.70	0.45	0.40	0.03
	S141	Flush	4.70	0.45	0.40	0.03
	S142	Super Flush	4.70	0.45	0.40	0.03
	S150	Bevel	4.85	0.50	0.50	0.05
	S151	Flush	4.85	0.50	0.50	0.05
	S152	Super Flush	4.85	0.50	0.50	0.05
	S160	Bevel	5.30	0.68	0.60	0.06
	S161	Flush	5.30	0.68	0.60	0.06
	S162	Super Flush	5.30	0.68	0.60	0.06

3300 James Day Avenue • Superior, WI 54880-5526 • (715) 392-9231 • Toll Free: (800) 287-8872 • Fax: (715) 392-9233
 Website: www.swanstromtools.com • E-mail: sales@swanstromtools.com



**Swanstrom
Tools USA**

Super Diagonal Cutters

<u>TOOL NUMBER</u>	<u>EDGE</u>	<u>OAL INCH</u>	<u>JAW LENGTH</u>	<u>BODY WIDTH</u>	<u>TIP THICKNESS</u>	
TAPERED						
	S143LI	Bevel	4.70	0.40	0.40	0.03
	S144LI	Flush	4.70	0.40	0.40	0.03
	S145LI	Super Flush	4.70	0.40	0.40	0.03
	S153	Bevel	4.80	0.50	0.50	0.03
	S154	Flush	4.80	0.50	0.50	0.03
	S155	Super Flush	4.80	0.50	0.50	0.03
	S163	Bevel	5.40	0.68	0.60	0.04
	S164	Flush	5.40	0.68	0.60	0.04
	S165	Super Flush	5.40	0.68	0.60	0.04
TAPERED, RELIEVED						
	S138-1	Super Flush	4.10	0.36	0.33	0.02
	S146LI	Bevel	4.70	0.40	0.40	0.03
	S147LI	Flush	4.70	0.40	0.40	0.03
	S148LI	Super Flush	4.70	0.40	0.40	0.03
	S156	Bevel	4.80	0.50	0.50	0.04
	S157	Flush	4.80	0.50	0.50	0.04
	S158	Super Flush	4.80	0.50	0.50	0.04
	S166	Bevel	5.40	0.68	0.60	0.04
	S167	Flush	5.40	0.68	0.60	0.04
	S168	Super Flush	5.40	0.68	0.60	0.04
45 DEGREE LONG HEAD						
	S247LI	Flush	5.00	0.73	0.27	0.04
20 DEGREE SHORT HEAD						
	S482-1	Flush	4.60	0.38	0.40	0.03

* For lead catcher add "LC" suffix to tool number