

265 V, 135 °C

Applications

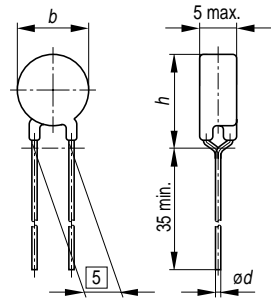
- Overcurrent and short-circuit protection
- For enhanced rated current requirements

Features

- Coated thermistor disk
- Surge-proof
- Manufacturer's logo and type designation stamped on in white
- VDE approval (exception: C811)

Options

- Leadless disks and leaded disks without coating available upon request
- Thermistors with diameter $b \leq 11,0$ mm are also available on tape



TPT0648-4

Dimensions (mm)

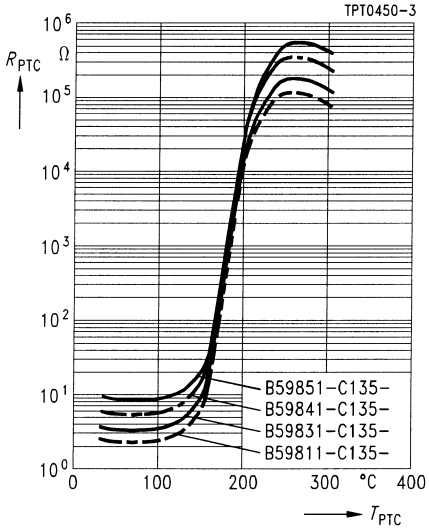
Type	b_{max}	$\varnothing d$	h_{max}
C 811	26,0	0,8	29,5
C 831	22,0	0,6	25,5
C 841	17,5	0,6	21,0
C 851	13,5	0,6	17,0
C 861	11,0	0,6	14,5
C 871	9,0	0,6	12,5
C 881	6,5	0,6	10,0
C 891	4,0	0,5	7,5

Max. operating voltage ($T_A = 60\text{ °C}$)	V_{max}	265	V
Rated voltage	V_N	230	V
Switching cycles (typ.)	N	100	
Reference temperature (typ.)	T_{Ref}	135	°C
Resistance tolerance	ΔR_N	$\pm 25\%$	
Operating temperature range ($V = 0$)	T_{op}	$-40/+125$	°C
	T_{op}	0/60	°C

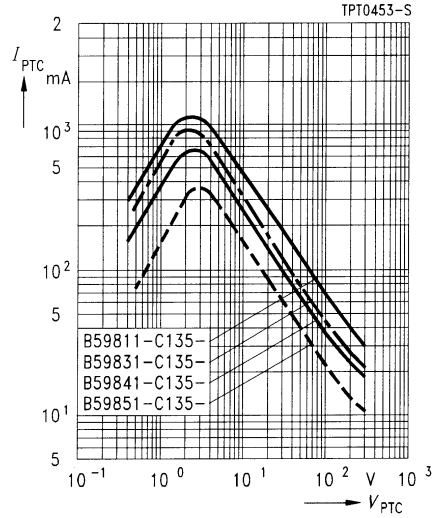
Type	I_N	I_S	I_{Smax} ($V=V_{max}$)	t_S (V_{max}, I_{Smax})	I_r (typ.) ($V=V_{max}$)	R_N	R_{min}	Ordering code
	mA	mA	A	s	mA	Ω	Ω	
C 811	730	1450	10,0	< 10	25	2,6	1,8	B59811-C135-A70
C 831	470	970	7,0	< 8	20	3,7	2,6	B59831-C135-A70
C 841	350	700	4,1	< 8	15	6	4,3	B59841-C135-A70
C 851	215	445	2,2	< 8	13	10	7,1	B59851-C135-A70
C 861	150	320	1,5	< 8	10	15	10,6	B59861-C135-A70
C 871	108	225	1,0	< 8	9	25	17,8	B59871-C135-A70
C 881	60	120	0,4	< 8	6	70	49,8	B59881-C135-A70
C 891	30	65	0,2	< 8	5	150	107	B59891-C135-A70

Characteristics (typical)

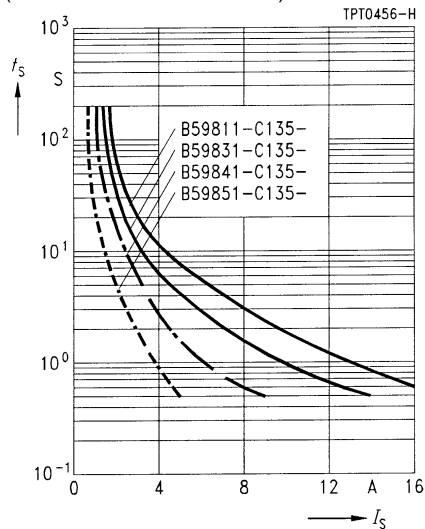
PTC resistance R_{PTC} versus
PTC temperature T_{PTC}
(measured at low signal voltage)



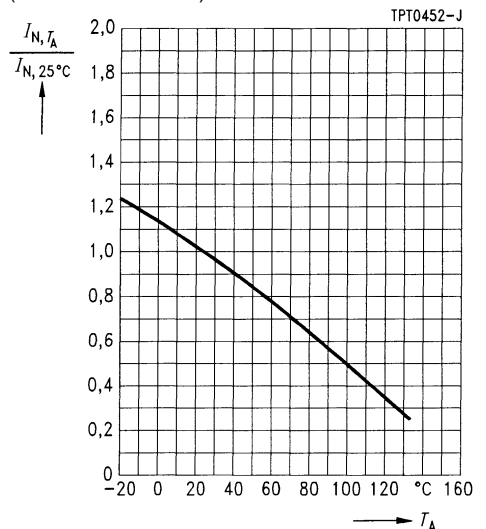
PTC current I_{PTC} versus PTC voltage V_{PTC}
(measured at 25 °C in still air)



Switching time t_S versus switching current I_S
(measured at 25 °C in still air)

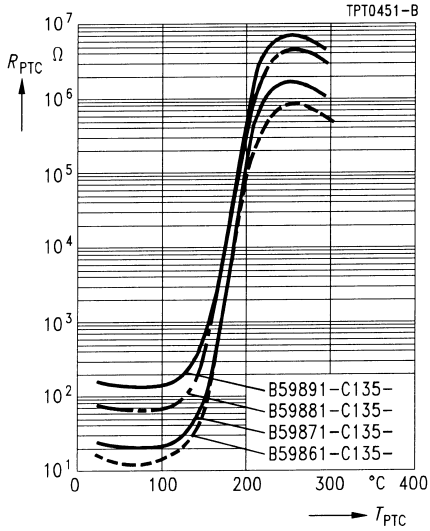


Rated current I_N versus ambient temperature T_A
(measured in still air)

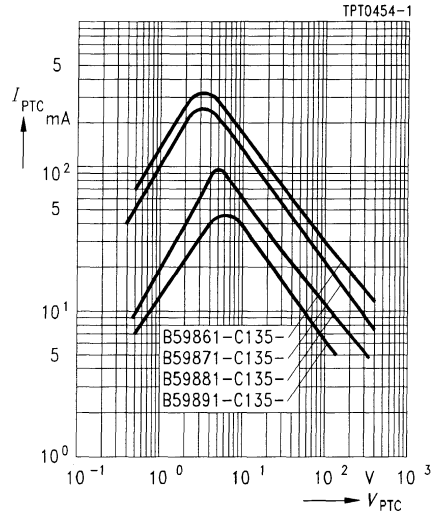


Characteristics (typical)

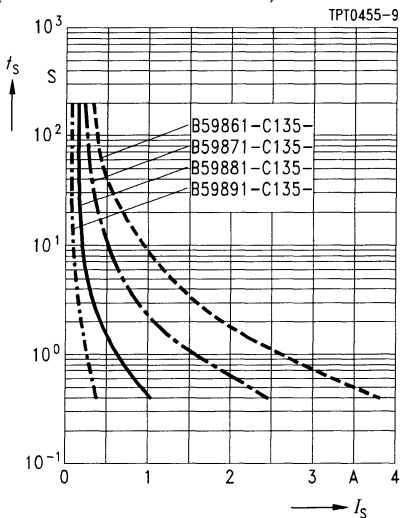
PTC resistance R_{PTC} versus
 PTC temperature T_{PTC}
 (measured at low signal voltage)



PTC current I_{PTC} versus PTC voltage V_{PTC}
 (measured at 25 °C in still air)



Switching time t_S versus switching current I_S
 (measured at 25 °C in still air)



Rated current I_N versus ambient temperature T_A
 (measured in still air)

