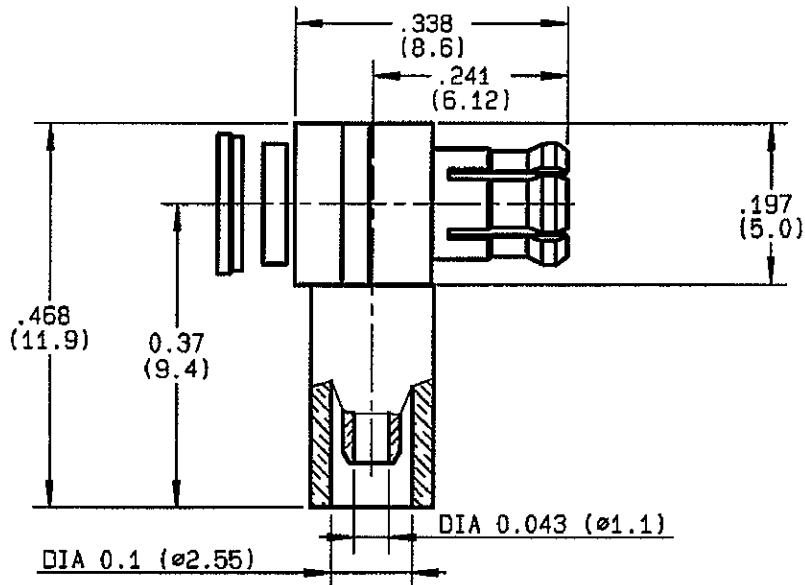


**RIGHT ANGLE PLUG CRIMP TYPE  
CABLE 2/50 S**

**R113.181.000**  
SERIES **MCX**



NOMINAL IMPEDANCE	<b>50</b> Ω
FREQUENCY RANGE	<b>0-6</b> GHz
TEMPERATURE RATING	<b>-55/+155</b> °C
V.S.W.R	<b>1.10 + .075 x F(GHz)Maxi</b>
RF INSERTION LOSS	<b>0.5 √F(GHz) dB Maxi</b>
VOLTAGE RATING	<b>170</b> Veff Maxi
DIELECTRIC WITHSTANDING VOLTAGE	<b>500</b> Veff Mini
INSULATION RESISTANCE	<b>1000</b> M ΩMini
HERMETIC SEAL	<b>NA</b> Atm.cm <sup>3</sup> /s
LEAKAGE (pressurized only)	<b>NA</b>
MECHANICAL DURABILITY	<b>500</b> Cycles
WEIGHT	gr
SPECIFICATION	

CABLES : **KX 21**  
**RG 178**  
**RG 178 LC**  
**RG 196**

OTHERS CHARACTERISTICS

CABLE RETENTION	<b>32</b> N Mini
CENTER CONTACT RETENTION	
Axial force - mating end	<b>10</b> N Mini
Axial force - opposite end	<b>10</b> N Mini
Torque	<b>NA</b> cm.N Mini
RECOMMENDED TORQUES	
Mating	<b>NA</b> cm.N
Panel nut	<b>NA</b> cm.N
Clamp nut	<b>NA</b> cm.N

CONNECTOR PARTS:

MATERIALS

FINISH

(all values are given )  
in micrometers

BODY	BRASS	GOLD 0.2 OVER NICKEL 2
OUTER CONTACT	BERYLLIUM COPPER	GOLD 0.5 OVER NICKEL 2
CENTER CONTACT	BRASS	GOLD 1.3 OVER NICKEL 2
INSULATOR	PTFE	-
GASKET		-
OTHERS PIECES		

ISSUE:  
**0746G**

CREATION DATE FILE PART-NUMBER  
**30/03/1988**

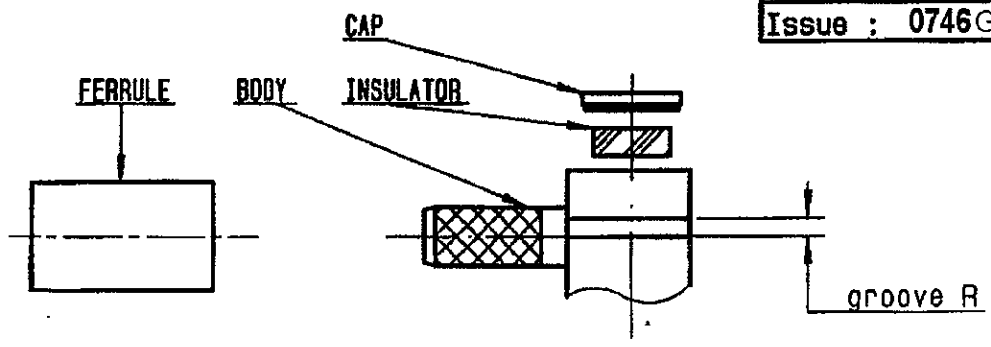


**RADIALL**®

BAFFERT

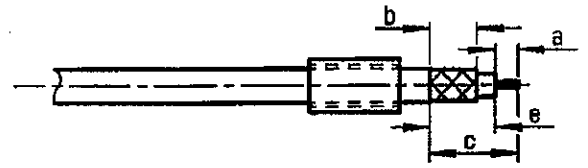
The information given here is subject to change without notice.  
Design changes may be in order to improve the product .

Connect to the future



①

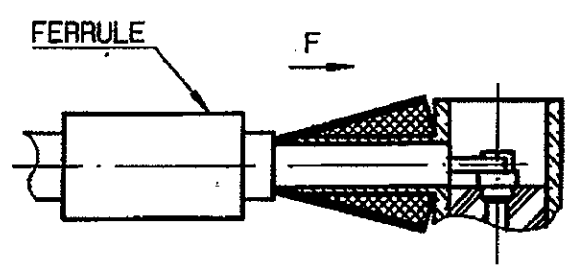
Slide onto the cable the ferrule .  
Strip the cable .  
Tin cable inner conductor .



Stripping	a	b	c	d	e
Inch	0.079	0.197	0.374	0	0.236
mm	2	5	9.5	-	6

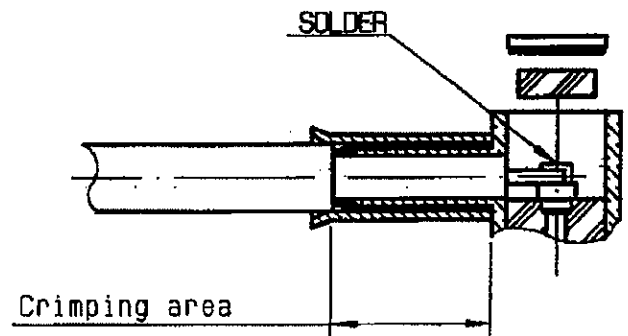
②

Fan the braid .  
Push connector body under the braid .  
Slide the ferrule on the braid  
( in direction F )



③

Crimp the ferrule with crimping tool R282 271 000 ( Hex. : .128) or crimping tool R 282 293 000 ( M22520/5-01 ) + dies R 282 235 003 ( M22520/5-03 )  
Solder inner conductor .  
Introduce the insulator into the body .  
Press fit the cap .



④

Slide mounting tool R282 868 onto the body grooves .  
Press fit the cap turning tool handle with adapted wrench .275(AF) (cap in the same plan than square face) .

