

# HM1520LF – Relative Humidity Module



- Tubular form for through wall mounting
- Product free from Lead, Cr(6+), Cd and Hg
- Calibrated, linear voltage for easy electronic interface
- Typical 1 to 1.6 Volt DC output for 0 to 20% RH at 5Vdc supply
- Ratiometric to voltage supply
- Patented solid polymer structure



## DESCRIPTION

Based on the rugged HS1101LF capacitive humidity sensor, HM1520LF is a dedicated humidity transducer designed for measurements at low humidity. Direct measurement of dew point or water concentration can be easily obtained in really cost effective conditions. Direct interface with a micro-controller is made possible with the module's linear voltage output.

## FEATURES

- Full interchangeability
- Not affected by water immersion
- Controlled temperature dependency

### Humidity Sensor Specific features

Not affected by long period at low humidity values  
High resistance to chemical  
Fast response time

## APPLICATIONS

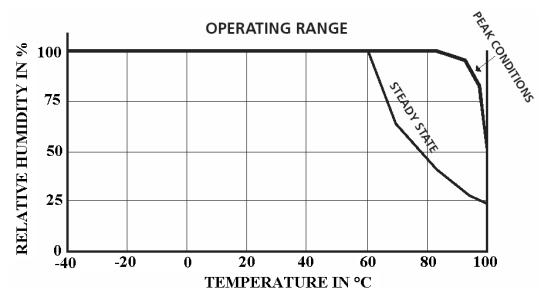
- Low Humidity
- Meteorology
- ...

## PERFORMANCE SPECS

### MAXIMUM RATINGS

Ratings	Symbol	Value	Unit
Storage Temperature	Tstg	-30 to 70	°C
Storage Humidity	RHstg	0 to 100	% RH
Supply Voltage (Peak)	Vs	10	Vdc
Humidity Operating Range	RH	0 to 100	% RH
Temperature Operating Range	Ta	-40 to 60	°C

**Peak conditions:** less than 10% of the operating time.



## HM1520LF – Relative Humidity Module

### ELECTRICAL CHARACTERISTICS

(Ta=23°C, Vs=5Vdc +/-5%, RL>1MΩ unless otherwise stated)

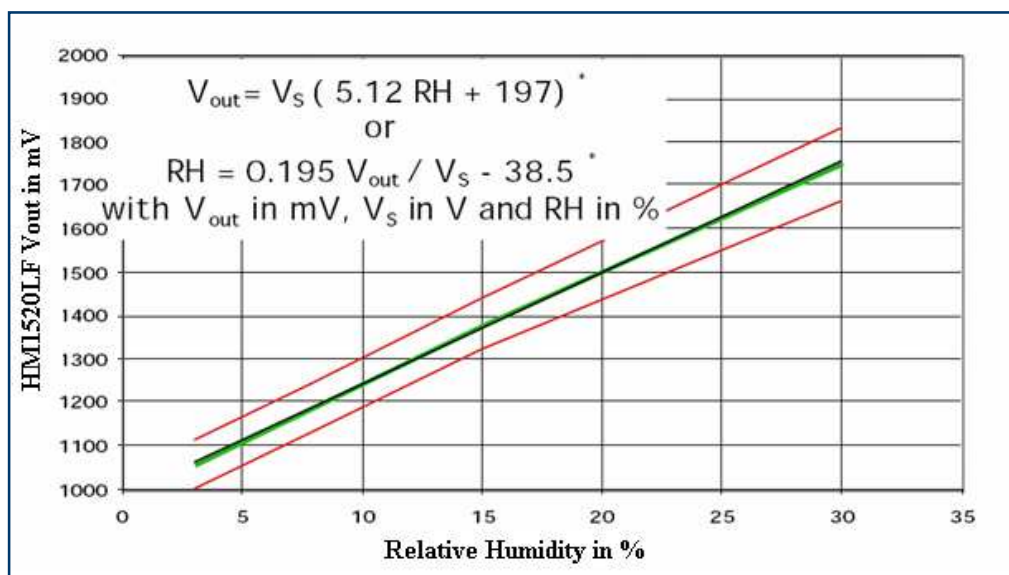
Humidity Characteristics	Symbol	Min	Typ	Max	Unit
Humidity Measuring Range / Ta -40 to 60°C	RH	0		100	%RH
Relative Humidity Accuracy (1 to 20% RH) at 23°C	RH		+/-2	+/-3	%RH
Relative Humidity Accuracy @55% RH at 23°C	RH		+/-5		%RH
Supply Voltage (regulated at 5Vdc*)	Vs	4.75	5	5.25	Vdc
Nominal Output @10%RH (Ta = 25°C)	Vout	1.17	1.24	1.31	V
Current Consumption	Ic		1.4	2	mA
Temperature Coefficient (10 to 50°C and 1 to 20% RH)	Tcc		- 0.05	-0.1	%RH/°C
Humidity Average Sensitivity from 5% to 10%RH	ΔVout/ΔRH		+26		mV/%RH
Sink Current Capability (RL=33kΩ)	Is			150	μA
Humidity Hysteresis				+/-1	%RH
Time Constant (at 63% of signal, static) 5% to 10%RH	τ			10	s
Warm Up Time (electronic)	tw		150		ms
Humidity Resolution			0.4		%RH
Long Term Stability			0.5		%RH/yr
Output Impedance	Z		70		Ω

\*Maximum power supply ramp up time to Vcc should be less than 4ms.

### TYPICAL PERFORMANCE CURVES

#### HUMIDITY SENSOR

- HM1520LF Preliminary Specification when used from 1 to 30% RH



- Those equations can be used above 30% RH and allow to obtain an over all accuracy as described in page 4 of this document in all humidity measuring range.
- Temperature (in the range 0 to 50°C) does not affect HM1520LF measurement when used from 1% to 30% RH. No temperature compensation is required.

## HM1520LF – Relative Humidity Module

- Signal output from 1% to 20% RH at 23°C

RH (%)	1	2	3	4	5	6	7	8	9	10
Vout (mV)	1013	1038	1064	1089	1115	1141	1166	1192	1217	1243
RH (%)	11	12	13	14	15	16	17	18	19	20
Vout (mV)	1269	1294	1320	1346	1371	1397	1422	1448	1474	1499

With Vs = 5.0 Volts DC

Calibration data are **traceable to NIST** standards through CETIAT laboratory.

**IMPORTANT NOTICE : HM1520LF is based on HS1101LF capacitive sensor and thus is fully useable on a large range of relative humidity (1% to 99% RH). In that range, HM1520LF presents a typical accuracy of +/-5% RH at 55% RH.)**

However HM1520LF is a dedicated module for humidity measurements at low Relative Humidity levels.

**Thus, HM1520LF is also well adapted to measure water concentrations (ppm) or low dew points when associated with an ambient temperature probe.**

HM1520LF features an optimized accuracy for **water concentration below 6000 ppm water or 0°C dew point at 23°C** (equivalent to 20% RH).

- Typical Output of HM1520LF when measuring water concentration at ambient temperature of 23°C

ppm	275	550	825	1100	1375	1650	1925	2200	2470	2750
Vout (mV)	1013	1038	1064	1089	1115	1141	1166	1192	1217	1243
ppm	3025	3300	3570	3850	4120	4395	4670	4945	5220	5495
Vout (mV)	1269	1294	1320	1346	1371	1397	1422	1448	1474	1499

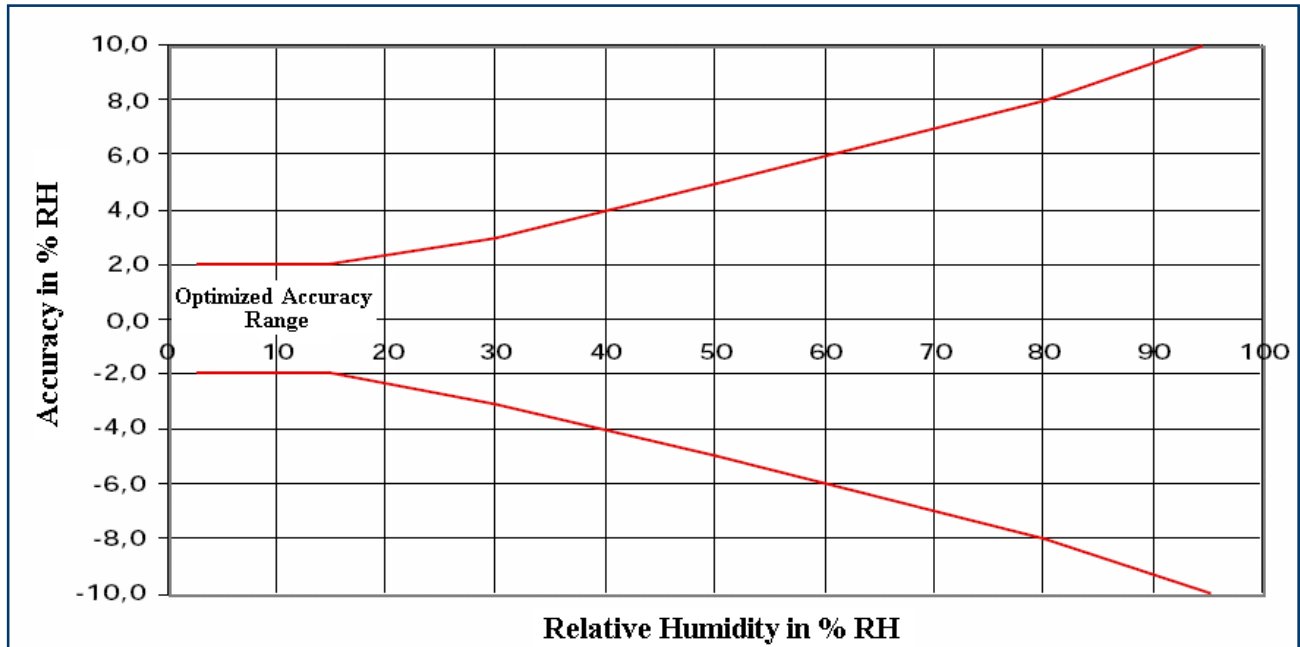
$$\text{ppm}_{\text{water}} = 10.75 V_{\text{out}} - 10615 \text{ with } V_{\text{out}} \text{ in mV}$$

- Typical Output of HM1520LF when measuring dew point at ambient temperature of 23°C

DP (°C)	-36	-29	-24	-21	-18.5	-16	-14.5	-13	-11.5	-10
Vout (mV)	1013	1038	1064	1089	1115	1141	1166	1192	1217	1243
DP (°C)	-9	-7.8	-6.8	-5.8	-4.9	-4.1	-3.2	-2.5	-1.6	-1.1
Vout (mV)	1269	1294	1320	1346	1371	1397	1422	1448	1474	1499

## HM1520LF – Relative Humidity Module

- Accuracy of HM1520LF when used from 1% to 95% RH



## QUALIFICATION PROCESS

### RESISTANCE TO PHYSICAL AND CHEMICAL STRESSES

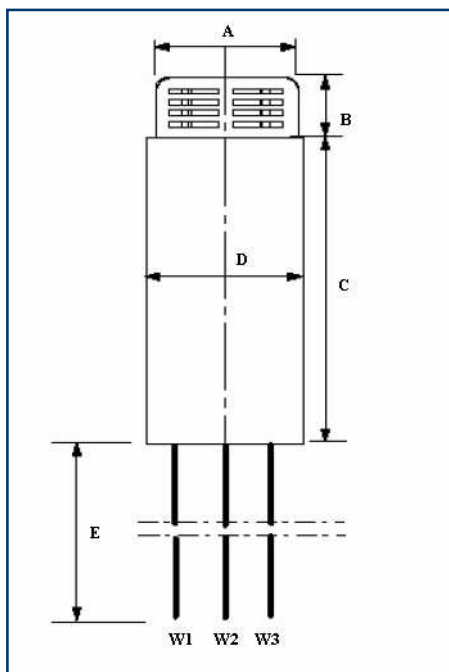
- HM1520LF has passed through qualification processes of MEAS-FRANCE including vibration, shock, storage, high temperature and humidity, ESD.
- Additional tests under harsh chemical conditions demonstrate good operation in presence of salt atmosphere, SO<sub>2</sub> (0.5%), H<sub>2</sub>S (0.5%), O<sub>3</sub>, NO<sub>x</sub>, NO, CO, CO<sub>2</sub>, Softener, Soap, Toluene, acids (H<sub>2</sub>SO<sub>4</sub>, HNO<sub>3</sub>, HCl), HMDS, Insecticide, Cigarette smoke, this is not an exhaustive list.
- HM1520LF is not light sensitive.

### SPECIFIC PRECAUTIONS

- HM1520LF is protected against reversed polarity.
- If you wish to use HM1520LF in a chemical atmosphere not listed above, consult us.

## HM1520LF – Relative Humidity Module

### PACKAGE OUTLINE



Dim	Min (mm)	Max (mm)
<b>A</b>	9.75	10.25
<b>B</b>	4.00	4.50
<b>C</b>	53	55
<b>D</b>	10.9	11.4
<b>E*</b>	200	250

\* Specific length available on request

Wire	Color	Function
<b>W1</b>	White	Ground
<b>W2</b>	Blue	Supply Voltage
<b>W3</b>	Yellow	Humidity Output Voltage

### ORDERING INFORMATION

**HPP805C031 (MULTIPLE PACKAGE QUANTITY OF 10 PIECES)  
HM1520LF – HUMIDITY ANALOG VOLTAGE OUTPUT MODULE**

Sample kit of HM1520LF is available through MEASUREMENT SPECIALTIES web site:  
<http://www.meas-spec.com/humidity-sensors.aspx>

#### Customer Service contact details

Measurement Specialties, Inc - MEAS France  
Impasse Jeanne Benozzi  
CS 83 163  
31027 Toulouse Cedex 3  
FRANCE  
Tél: +33 (0)5 820 822 02  
Fax: +33(0)5 820 821 51  
Sales: [humidity.sales@meas-spec.com](mailto:humidity.sales@meas-spec.com)

## HM1520LF – Relative Humidity Module

Revision	Comments	Who	Date
A	Characteristics updated	D. LE GALL	January 08
B	Standardized datasheet format and Current consumption lowering updated	D. LE GALL	April 08
C	New MEAS template, MEAS-France contact details updated	D. LE GALL-ZIRILLI	October 12

The information in this sheet has been carefully reviewed and is believed to be accurate; however, no responsibility is assumed for inaccuracies. Furthermore, this information does not convey to the purchaser of such devices any license under the patent rights to the manufacturer. Measurement Specialties, Inc. reserves the right to make changes without further notice to any product herein. Measurement Specialties, Inc. makes no warranty, representation or guarantee regarding the suitability of its product for any particular purpose, nor does Measurement Specialties, Inc. assume any liability arising out of the application or use of any product or circuit and specifically disclaims any and all liability, including without limitation consequential or incidental damages. Typical parameters can and do vary in different applications. All operating parameters must be validated for each customer application by customer's technical experts. Measurement Specialties, Inc. does not convey any license under its patent rights nor the rights of others.