

Type	Turns R.	U_{eff} V	U_p kV	$V_o \cdot t$ V μ s	t_r μ s	L_p mH	L_{Str} μ H	R_p Ω	R_s Ω	C_k pF	Case	Connec- tions	Weight ca. g
------	----------	----------------	-------------	----------------------------	------------------	-------------	----------------------	-------------------	-------------------	-------------	------	------------------	-----------------

Ignition current 100 mA – 250 mA Rise time t_r at $R_L = 40 \Omega$

IT 235	1:1	500	4	300	1,2	3	40	0,75	0,75	7	5	8	13
IT 237	1:1	500	2,5	1'100	1	25	35	1,8	2,2	50	5	8	14
IT 238	1:1	1'000	4	300	2,3	3	80	0,8	0,8	7	5	7	13
IT 239	1:1	1'000	6	350	2,3	3	80	0,8	0,8	5	5	6	13
IT 255	1:1	750	4	250	1,1	2,2	40	0,7	0,7	8	3	3	6
IT 341	1:1	500	3,2	1'300	0,3	9	10	0,3	0,3	123	8	14	45
IT 213	1:1:1	380	2,5	450	0,4	6,5	20	1,4	1,5	40	2	2	9
IT 223	1:1:1	500	2,5	500	2,4	7	90	1,2	1,2	5	6	11	13
IT 233	1:1:1	500	4	300	1,3	3	45	0,75	0,75	7	5	9	13
IT 253	1:1:1	500	3,2	180	1,3	1,1	45	0,5	0,5	6	3	4	6
IT 312	1:1:1	380	2,5	1'200	1	21	35	2,4	2,7	30	7	13	24
IT 236	1:1:1:1	500	2,5	300	1,1	2	40	0,65	0,65	12	5	10	13
IT 248	2:1	750	3,2	350	1,8	17	80	3	1,5	9	3	3	6
IT 249	2:1:1	500	3,2	330	3,3	17	140	2,7	1,3	9	3	4	6
IT 234	3:1:1	500	4	300	1	17	40	2	0,6	9	5	9	13

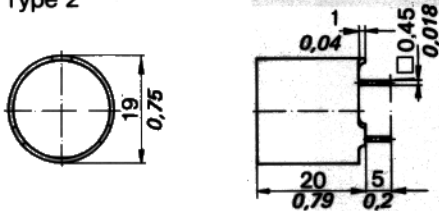
Ignition current 250 mA – 1 A Rise time t_r at $R_L = 10 \Omega$

IT 258	1:1	750	3,2	250	0,25	2,5	3	0,6	0,7	80	3	3	6
IT 331	1:1	380	2,5	1'300	1,6	26	15	0,6	0,6	65	7	12	32
IT 313	1:1:1	380	2,5	450	0,6	3	6	0,32	0,37	27	7	13	24
IT 332	3:1	380	2,5	1'200	1,2	200	60	6	0,5	65	7	12	33
IT 314	3:1:1	380	2,5	500	1	35	20	1,5	0,65	30	7	13	25

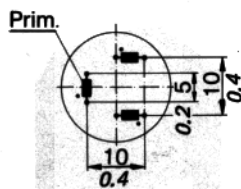
Dimensions

Connections

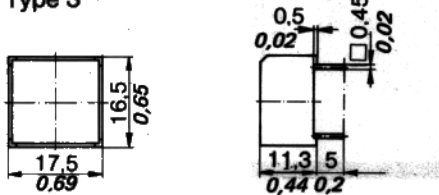
Type 2



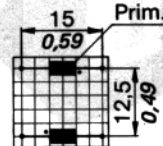
2



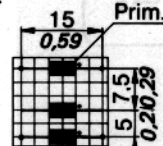
Type 3



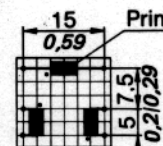
3



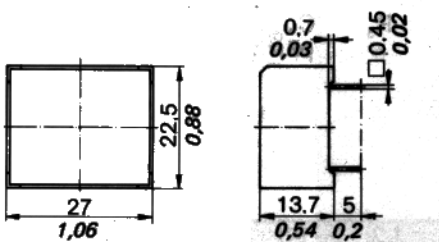
4



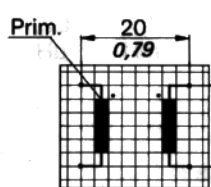
5



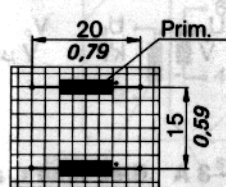
Type 5



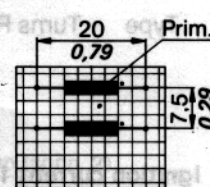
6



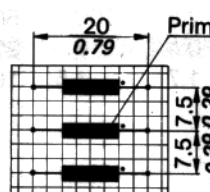
7



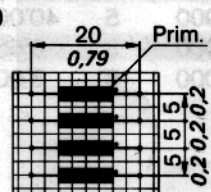
8



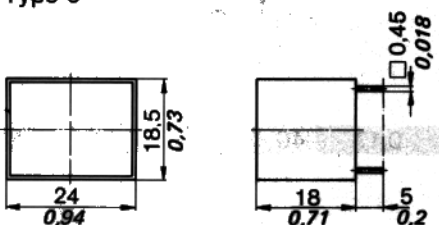
9



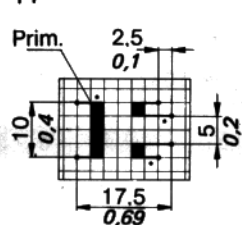
10



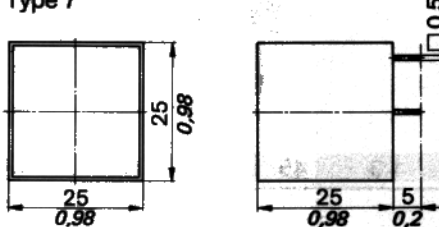
Type 6



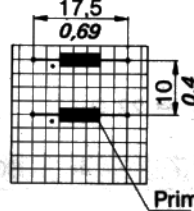
11



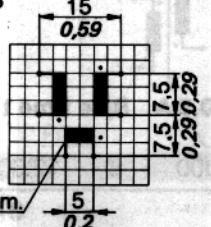
Type 7



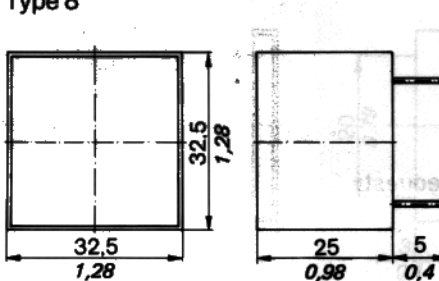
12



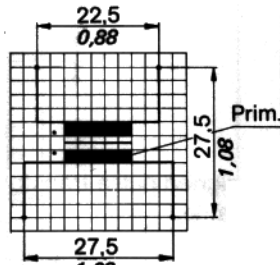
13



Type 8



14



inches in italics