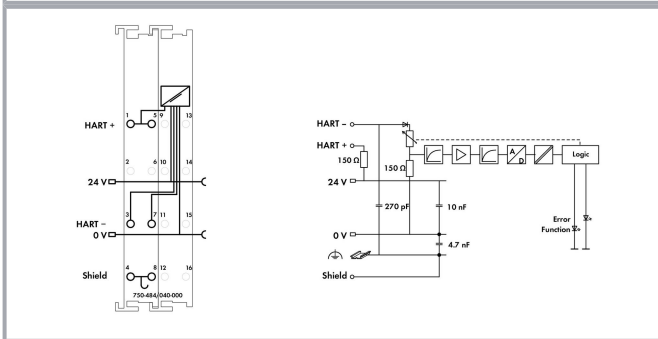
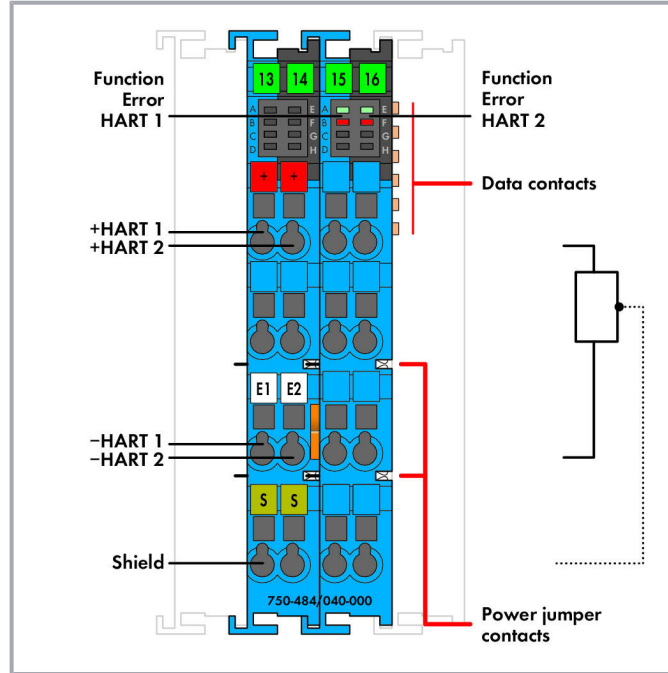




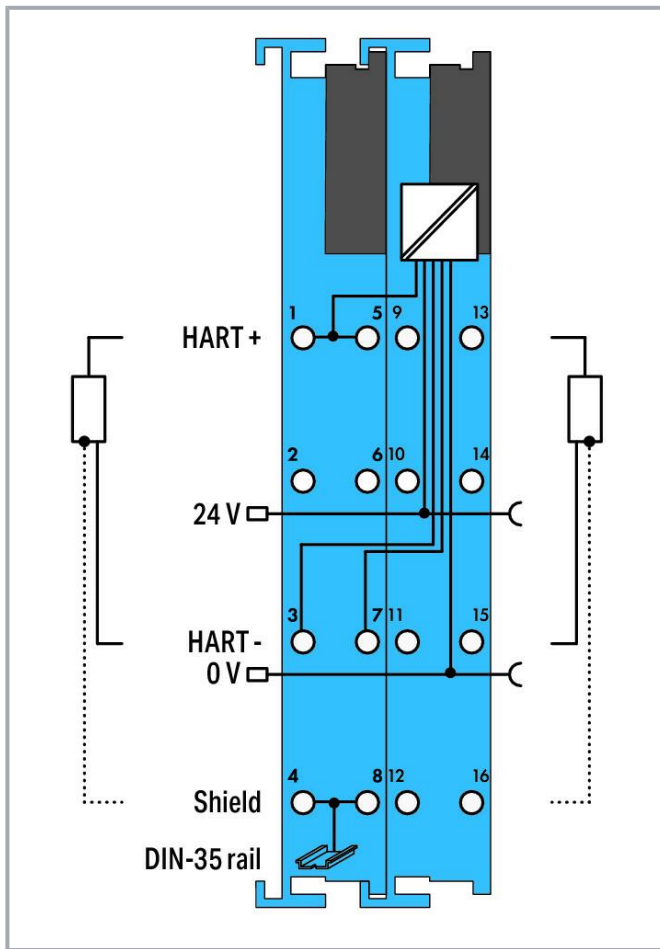
Color: ■



Subject to changes. Please also observe the further product documentation!

WAGO Kontakttechnik GmbH & Co. KG
 Hansastr. 27
 32423 Minden
 Phone: +49571 887-0 | Fax: +49571 887-169
 Email: info.de@wago.com | Web: www.wago.com

Do you have any questions about our products?
 We are always happy to take your call at +49 (571) 887-44222.



Item description

This analog input module connects two field-side signal conditioners equipped with a HART interface that are to be used in hazardous areas of Zone 0+1.

The module supplies signal conditioners, reads process values via analog interface, and enables HART communication for configuring and importing dynamic variables.

The WAGO I/O System 750 XTR must be installed either in Zone 2 or in a non-hazardous area.

The 24 V supply is supplied to the field contacts (HART +) from the power jumper contacts via multipliers. The shield directly connects to the DIN-rail.

The measurement input is equipped with current limitation, which limits the current to 25 mA. This module powers 2-wire signal conditioners.

Up to 4 HART dynamic variables (PV, SV, TV, QV) per channel can be mapped in the cyclic process image of the coupler or controller (parameterizable). For HART communication with connected intelligent HART field devices, the HART protocol can be mapped in the cyclic process image of the coupler or controller (parameterizable).

FDT/DTM device drivers are available for select (programmable) couplers, allowing HART tool routing to the connected HART device.

Subject to changes. Please also observe the further product documentation!



The device is ideal for operation in extreme environments thanks to:

- Extended temperature range
- Greater immunity to impulse voltages and electromagnetic interference
- Higher vibration and shock resistance

Data

Notes

Note

The analog output module must only be operated via 24 VDC Ex i XTR power supply (750-606/040-000)!

General information (e.g., installation regulations) on explosion protection is available in the WAGO I/O System 750 XTR manuals!

Technical data

Number of analog inputs	2
Total number of channels (module)	2
Signal type	Current
Signal type (current)	4 ... 20 mA DC
Supply voltage (sensor)	16.5 VDC; Transmitter supply U_V at 20 mA
Sensor connection	2 x (2-wire)
Input filter	parameterizable
Input filter: parameterizable (channel by channel)	yes
Signal characteristic	Single-ended
Diagnostics	Wire break, measurement range overflow
Resolution [bit]	12 bits
Power consumption P_{max}	1.60 W (with slaves (20 mA))
Data width	2 x 2-byte data; 2 x 2-byte data + 2n x 4-byte data (n = number of dynamic variables); 2 x 2-byte data + 6-byte mailbox
Overvoltage protection	30 V, reverse polarity protected
Conversion time (typ.)	10 ms
Measurement error (reference temperature)	25 °C
Measurement error – deviation (max.) from the upper-range value	0.2 %
Temperature error (max.) of the upper-range value	0.01 %/K
Intrinsic safety Ex i	yes
Supply voltage (system)	5 VDC; via data contacts

Subject to changes. Please also observe the further product documentation!

WAGO Kontakttechnik GmbH & Co. KG
 Hansastr. 27
 32423 Minden
 Phone: +49571 887-0 | Fax: +49571 887-169
 Email: info.de@wago.com | Web: www.wago.com

Do you have any questions about our products?
 We are always happy to take your call at +49 (571) 887-44222.



Power consumption (5 V system supply)	25 mA
Supply voltage (field)	24 VDC; (Ex i XTR power supply: $U_o = \text{max. } 26.8 \text{ V}$); via power jumper contacts (power supply via blade contact; transmission via spring contact)
Power consumption, field supply (module with no external load)	26 mA
HART devices per channel	One device (single-drop, no multi-drop)
HART modems per channel	One modem (no multiplex)
Power loss P_l	0.62 W (without slaves)
Isolation	300 VAC system/field
Dielectric strength	510 VAC/775 VDC; per EN 60870-2-1
Rated surge voltage	1 kV; Rated surge voltage between intrinsically safe and non-intrinsically safe circuits: 1.5 kV (EN 60079-11)
Number of incoming power jumper contacts	2
Number of outgoing power jumper contacts	2
Current carrying capacity (power jumper contacts)	1 A
Ex guideline	EN/IEC 60079-0, -7, -11
Safety-relevant data (circuit)	$U_o = 26.8 \text{ V}$; $I_o = 90.07 \text{ mA}$; $P_o = 603.5 \text{ mW}$; Linear characteristic curve
Reactances Ex ia IIC	$L_o = 1.8 \text{ mH}$; $C_o = 0.092 \text{ }\mu\text{F}$
Reactances Ex ia IIB	$L_o = 16 \text{ mH}$; $C_o = 0.72 \text{ }\mu\text{F}$
Reactances Ex ia IIA	$L_o = 27 \text{ mH}$; $C_o = 2.37 \text{ }\mu\text{F}$
Reactances Ex ia I	$L_o = 38 \text{ mH}$; $C_o = 3.85 \text{ }\mu\text{F}$
Reactances (note)	Reactances without accounting for the concurrence of L and C
Marking	ATEX/IECEx: II 3 (1) G Ex ec [ia Ga] IIC T4 Gc; II (1) D [Ex ia Da] IIIC; I (M1) [Ex ia Ma] I

Connection data

Connection technology: inputs/outputs	16 x CAGE CLAMP®
Connection type (1)	Inputs/Outputs
Solid conductor	0.25 ... 2.5 mm ² / 24 ... 14 AWG
Fine-stranded conductor	0.25 ... 2.5 mm ² / 24 ... 14 AWG
Strip length	8 ... 9 mm / 0.31 ... 0.35 inch

Physical data

Width	24 mm / 0.945 inch
Height	100 mm / 3.937 inch

Subject to changes. Please also observe the further product documentation!

WAGO Kontakttechnik GmbH & Co. KG
 Hansastr. 27
 32423 Minden
 Phone: +49571 887-0 | Fax: +49571 887-169
 Email: info.de@wago.com | Web: www.wago.com

Do you have any questions about our products?
 We are always happy to take your call at +49 (571) 887-44222.



Depth	67.8 mm / 2.669 inch
Depth from upper edge of DIN-rail	60.6 mm / 2.386 inch

Mechanical data

Mounting type	DIN-35 rail
---------------	-------------

Material data

Color	blue
Housing material	Polycarbonate; polyamide 6.6
Fire load	1.248 MJ
Weight	92.9 g
Conformity marking	CE

Environmental requirements

Surrounding air temperature (operation)	-40 ... 70 °C
Surrounding air temperature (storage)	-40 ... 85 °C
Protection type	IP20
Pollution degree (5)	2 per IEC 61131-2
Operating altitude	without temperature derating: 0 ... 2000 m; with temperature derating: 2000 ... 5000 m (0.5 K/100 m); 5000 m (max.)
Mounting position	horizontal (standing/lying); vertical
Relative humidity (without condensation)	95 %
Relative humidity (with condensation)	Short-term condensation per Class 3K7/IEC EN 60721-3-3 and E-DIN 40046-721-3 (except for wind-driven precipitation, water and ice formation)
Vibration resistance	per IEC 60068-2-6 (acceleration: 5g), EN 60870-2-2, IEC 60721-3-1, -3
Shock resistance	per IEC 60068-2-27 (15g/11 ms/half-sine/1,000 shocks; 25g/6 ms/1,000 shocks), EN 61373
EMC immunity to interference	per EN 61000-6-1, -2, EN 61131-2, marine applications, EN 60255-26, EN 60870-2-1, EN 61850-3, IEC 61000-6-5, IEEE 1613, VDEW: 1994
EMC emission of interference	per EN 61000-6-3, -4, EN 61131-2, EN 60255-26, marine applications, EN 60870-2-1, EN 61850-3
Exposure to pollutants	Per IEC 60068-2-42 and IEC 60068-2-43
Permissible H ₂ S contaminant concentration at a relative humidity 75 %	10 ppm
Permissible SO ₂ contaminant concentration at a relative humidity 75 %	25 ppm

Subject to changes. Please also observe the further product documentation!

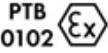




%

Commercial data


PU (SPU)	1 Stück
Packaging type	box
Country of origin	DE
GTIN	4055143649506
Customs tariff number	85389099990

Approvals / Certificates

Ex-Approvals

Logo	Approval	Additional Approval Text	Certificate name
	ATEX TUEV Nord Cert GmbH	EN 60079-0	TUEV_17_ATEX_196484X
 <small>Ex n[A] Gc IIC T4 Gc [Ex ia Da] IIC [Ex ia Ma] I</small>	CCCEX CQST/CNEx	CNCA-C23-01	2020312310000212
	EAC Brjansker Zertifizierungsstelle	TP TC 012/2011	EAC RU C-DE.AM02.B. 00163/19
	IECEX TUEV Nord Cert GmbH	IEC 60079-0	IECEX TUN 17.0005X
	UL Underwriters Laboratories Inc. (HAZARDOUS LOCATIONS)	UL 121201	E198726 Sec.1

Ship Approvals

Logo	Approval	Additional Approval Text	Certificate name
	ABS American Bureau of Shipping	-	18- HG1778162- PDA
	DNV GL	-	TAA00000Y7

Subject to changes. Please also observe the further product documentation!

Det Norske Veritas, Germanischer Lloyd



LR
Lloyds Register

-

17/20073 LR




PRS
Polski Rejestr Statków

-

TE/2215
/880590/18

UL-Approvals

Logo	Approval	Additional Approval Text	Certificate name
	UL Underwriters Laboratories Inc. (ORDINARY LOCATIONS)	UL 61010-2-201	E175199 Sec10

Optional accessories

Marking accessories

Marker carrier

Item no.: 750-103
Group marker carrier

www.wago.com/750-103

Marker

Item no.: 2009-145/000-006

Mini-WSB Inline; for Smart Printer; 1700 pieces on roll; stretchable 5 - 5.2 mm; plain; snap-on type; blue /000-006

www.wago.com/2009-145/000-006

Item no.: 2009-145

Mini-WSB Inline; for Smart Printer; 1700 pieces on roll; stretchable 5 - 5.2 mm; plain; snap-on type; white

www.wago.com/2009-145

Item no.: 2009-145/000-002

Mini-WSB Inline; for Smart Printer; 1700 pieces on roll; stretchable 5 - 5.2 mm; plain; snap-on type; yellow

www.wago.com/2009-145/000-002

Item no.: 2009-145/000-007

Mini-WSB Inline; for Smart Printer; 1700 pieces on roll; stretchable 5 - 5.2 mm; plain; snap-on type; gray /000-007

www.wago.com/2009-145/000-007

Item no.: 2009-145/000-005

Mini-WSB Inline; for Smart Printer; 1700 pieces on roll; stretchable 5 - 5.2 mm; plain; snap-on type; red /000-005

www.wago.com/2009-145/000-005

Subject to changes. Please also observe the further product documentation!

WAGO Kontakttechnik GmbH & Co. KG

Hansastr. 27








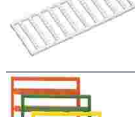
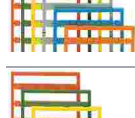
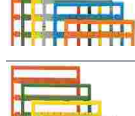
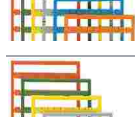

32423 Minden

Phone: +49571 887-0 | Fax: +49571 887-169

Email: info.de@wago.com | Web: www.wago.com

Do you have any questions about our products?

We are always happy to take your call at +49 (571) 887-44222.

	Item no.: 2009-145/000-012 Mini-WSB Inline; for Smart Printer; 1700 pieces on roll; stretchable 5 - 5.2 mm; plain; snap-on type; orange	www.wago.com/2009-145/000-012
	Item no.: 2009-145/000-023 Mini-WSB Inline; for Smart Printer; 1700 pieces on roll; stretchable 5 - 5.2 mm; plain; snap-on type; green	www.wago.com/2009-145/000-023
	Item no.: 2009-145/000-024 Mini-WSB Inline; for Smart Printer; 1700 pieces on roll; stretchable 5 - 5.2 mm; plain; snap-on type; violet	www.wago.com/2009-145/000-024
	Item no.: 248-501/000-006 Mini-WSB marking card; as card; not stretchable; plain; snap-on type; blue	www.wago.com/248-501/000-006
	Item no.: 248-501/000-007 Mini-WSB marking card; as card; not stretchable; plain; snap-on type; gray	www.wago.com/248-501/000-007
	Item no.: 248-501/000-002 Mini-WSB marking card; as card; not stretchable; plain; snap-on type; yellow	www.wago.com/248-501/000-002
	Item no.: 248-501/000-012 Mini-WSB marking card; as card; not stretchable; plain; snap-on type; orange	www.wago.com/248-501/000-012
	Item no.: 248-501 Mini-WSB marking card; as card; not stretchable; plain; snap-on type; white	www.wago.com/248-501
	Item no.: 248-501/000-017 Mini-WSB marking card; as card; not stretchable; plain; snap-on type; light green	www.wago.com/248-501/000-017
	Item no.: 248-501/000-005 Mini-WSB marking card; as card; not stretchable; plain; snap-on type; red	www.wago.com/248-501/000-005
	Item no.: 248-501/000-024 Mini-WSB marking card; as card; not stretchable; plain; snap-on type; violet	www.wago.com/248-501/000-024
	Item no.: 248-501/000-023 Mini-WSB marking card; as card; not stretchable; plain; snap-on type; green	www.wago.com/248-501/000-023
Group marker carrier		

Subject to changes. Please also observe the further product documentation!










Item no.: 750-107
Group marker carrier

www.wago.com/750-107








Shield termination

Shield clamping saddle

	Item no.: 790-116 Shield clamping saddle; 19 mm wide; diameter of compatible conductor; 7 ... 16 mm	www.wago.com/790-116
	Item no.: 790-124 Shield clamping saddle; 27 mm wide; diameter of compatible conductor; 6 ... 24 mm	www.wago.com/790-124
	Item no.: 790-108 Shield clamping saddle; 11 mm wide; diameter of compatible conductor; 3 ... 8 mm	www.wago.com/790-108
	Item no.: 790-140 Shield clamping saddle; diameter of compatible conductor	www.wago.com/790-140
	Item no.: 790-216 Shield clamping saddle; 21.8 mm wide; 6 ... 16 mm	www.wago.com/790-216
	Item no.: 790-220 Shield clamping saddle; 30 mm wide; 6 ... 20 mm	www.wago.com/790-220
	Item no.: 790-208 Shield clamping saddle; 12.4 mm wide; 3 ... 8 mm	www.wago.com/790-208

Carrier rail

Mounting accessories

	Item no.: 210-197 Steel carrier rail; 35 x 15 mm; 1.5 mm thick; 2 m long; slotted; similar to EN 60715; silver-colored	www.wago.com/210-197
	Item no.: 210-198 Copper carrier rail; 35 x 15 mm; 2.3 mm thick; 2 m long; unslotted; according to EN 60715; copper-colored	www.wago.com/210-198
	Item no.: 210-504 Steel carrier rail; 35 x 7.5 mm; 1 mm thick; 2 m long; slotted; galvanized; according to EN 60715; silver-colored	www.wago.com/210-504
	Item no.: 210-505 Steel carrier rail; 35 x 7.5 mm; 1 mm thick; 2 m long; unslotted; galvanized; according to EN 60715; silver-colored	www.wago.com/210-505
	Item no.: 210-506 Steel carrier rail; 35 x 15 mm; 1.5 mm thick; 2 m long; unslotted; galvanized; similar to EN 60715; silver-colored	www.wago.com/210-506
	Item no.: 210-508 Steel carrier rail; 35 x 15 mm; 1.5 mm thick; 2 m long; slotted; galvanized; similar to EN 60715; silver-colored	www.wago.com/210-508
	Item no.: 210-113 Steel carrier rail; 35 x 7.5 mm; 1 mm thick; 2 m long; unslotted; according to EN 60715; silver-colored	www.wago.com/210-113

Subject to changes. Please also observe the further product documentation!



Item no.: 210-118

Steel carrier rail; 35 x 15 mm; 2.3 mm thick; 2 m long; unslotted; according to EN 60715; silver-colored

www.wago.com/210-118



Item no.: 210-112

Steel carrier rail; 35 x 7.5 mm; 1 mm thick; 2 m long; slotted; according to EN 60715; "Hole width 25 mm; silver-colored

www.wago.com/210-112



Item no.: 210-114

Steel carrier rail; 35 x 15 mm; 1.5 mm thick; 2 m long; unslotted; similar to EN 60715; silver-colored


www.wago.com/210-114



Item no.: 210-115

Steel carrier rail; 35 x 7.5 mm; 1 mm thick; 2 m long; slotted; according to EN 60715; "Hole width 18 mm; silver-colored

www.wago.com/210-115



Item no.: 210-196

Aluminum carrier rail; 35 x 8.2 mm; 1.6 mm thick; 2 m long; unslotted; similar to EN 60715; silver-colored

www.wago.com/210-196

Power supplies

Supply module



Item no.: 750-606/040-000

Power Supply; 24 VDC; Diagnostics; Intrinsically safe; Extreme

www.wago.com/750-606/040-000

Downloads

Documentation

Data sheet

750-484/040-000, 2AI 4-20mA HART Ex i XTR

pdf
216.9 kB

[Download](#)

Manual

2-channel, 4-20mA, HART, Ex i, single ended /XTR

V 1.1.0
Jun 8, 2020

pdf
4.8 MB

[Download](#)

Bid Text

750-484/040-000

doc - Datei

Sep 13, 2018

doc
37.9 kB

[Download](#)

750-484/040-000

X81 - Datei

Feb 19, 2019

xml
10.5 kB

[Download](#)

Additional Information

Disposal; Electrical and electronic equipment, Packaging

V 1.0.0

pdf
265.8 kB

[Download](#)

Subject to changes. Please also observe the further product documentation!

WAGO Kontakttechnik GmbH & Co. KG

Hansastr. 27

32423 Minden

Phone: +49571 887-0 | Fax: +49571 887-169

Email: info.de@wago.com | Web: www.wago.com

Do you have any questions about our products?

We are always happy to take your call at +49 (571) 887-44222.



System Description

Overview on WAGO-I/O-SYSTEM 750 approvals		pdf 780.2 kB	Download
Intrinsically Safe XTR Modules – General Product Information		pdf 401.8 kB	Download
System Manual XTR Basic conditions and recommendations for higher operational safety	V 1.3.0 Feb 1, 2021	pdf 6.3 MB	Download

Application Notes

Application Note CoDeSys 2.3

HART Tool Routing via PROFIBUS with 750-833 and 750-333 (a116140) This application note describes how to set up asset management systems, which facilitate simple, efficient configuration of HART field devices. Using the Cerabar PMC51 (Endress+Hauser) as an example, connecting any HART sensor to a WAGO PROFIBUS controller and a WAGO PROFIBUS Coupler is explained. The cyclic PROFIBUS Master (750-8208) realizes the data exchange. As an acyclic master, a TH LINK PROFIBUS provides access for the plant asset management applications WAGOframe, PACTware and FieldCare.	1.0.0 Mar 22, 2019	pdf 5.3 MB	Download
HART Tool Routing via ETHERNET with 750-820x/750-88x and CODESYS 2.3 (a116120) This application note describes how to set up asset management systems, which facilitate simple, efficient configuration of HART field devices. With the Cerabar PMC51 (Endress+Hauser) as an example, a connection is established from any HART sensor to a WAGO PROFIBUS Controller and a WAGO ETHERNET Fieldbus Coupler. The configuration is made with the asset management software WAGOframe, PACTware und FieldCare.	1.0.0 Mar 22, 2019	pdf 3.9 MB	Download

Application Note e!COCKPIT

HART Tool Routing via ETHERNET with 750-820x and e!RUNTIME (a116130) This application note describes how to set up asset management systems, which facilitate simple, efficient configuration of HART field devices. With the Cerabar PMC51 (Endress+Hauser) as an example, a connection is established from any HART sensor to a WAGO PROFIBUS Controller and a WAGO ETHERNET fieldbus coupler. The configuration is made with the asset management software WAGOframe, PACTware und FieldCare.	1.0.0 Mar 22, 2019	pdf 2.9 MB	Download
--	-----------------------	---------------	----------

Subject to changes. Please also observe the further product documentation!



CAD/CAE-Data

CAD data

2D/3D Models 750-484/040-000	URL	Download
------------------------------	---------------------	--------------------------

CAE data

EPLAN Data Portal 750-484/040-000	URL	Download
-----------------------------------	---------------------	--------------------------

ZUKEN Portal 750-484/040-000	URL	Download
------------------------------	---------------------	--------------------------

EPLAN Data Portal 750-484/040-000	URL	Download
-----------------------------------	---------------------	--------------------------

Installation Notes

Product family

WAGO I/O System 750 XTR

I/O-System 750 XTR: Dort automatisieren, wo jedes andere System an seine Grenzen stößt – und das zuverlässig und wirtschaftlich! XTR – dieses Kürzel im Systemnamen steht für extremen Schutz vor klimatischen Einflüssen, Schwingungen, Erschütterungen und Überspannungen.

[Show all products from the family](#)

Subject to changes. Please also observe the further product documentation!

WAGO Kontakttechnik GmbH & Co. KG
Hansastr. 27
32423 Minden
Phone: +49571 887-0 | Fax: +49571 887-169
Email: info.de@wago.com | Web: www.wago.com

Do you have any questions about our products?
We are always happy to take your call at +49 (571) 887-44222.