


TWO IN ONE MINI COMBICON Headers for Through Hole Reflow Applications MC 1,5/...G...THT without and with Threaded Flange 3.5 or 3.81 mm Pitch

Integrating high-position single section THR pin strips in the SMD process places special demands on the tolerances of the components and mounting systems. On the packaging side, expensive tapes and feeders in special widths are also necessary.

With the "Two in One" solution for THR pin strips, it is now possible to have components with a high number of positions, i.e. 12 - 20. Packaging in accordance with today's industrial standard, particularly tape widths of 56 mm or 72 mm, remains unchanged. The same processing equipment and known requirements for the mounting process, as are already valid for pin strips with a low number of positions, facilitate integration in existing production processes.

The THR pin strip is assembled on the PCB from two segments. Each segment is packaged in a tape. The inner side panels have not been added to the segments. This makes room for the housings to be mounted and aligned without contact. After reflow soldering, one has the same properties as with single section pin strips, i.e. plugging remains as convenient as before.

The "2 in 1" THR pin strips are available in pitches of 3.5 mm and 3.81 mm with horizontal and vertical plug-in directions. Housings with a side panel or with a threaded flange and 12 to 20 positions are therefore available. Packaging as "Tape on Reel" can be supplied on request.



COMBICON Select

The COMBICON search engine with CAD downloading




COMBICON Select – the printed circuit board connection software supports your workflow from the PCB and housing layout to the ordering process with:

- Systematic and fast selection of products
- Universal Internet aided engineering with extensive CAD downloading
- Easy-to-use e-shopping functions.

<http://select.phoenixcontact.com>

MC 1,5/...-GL(R)...THT 3.5 or 3.81 mm Pitch



Note:

Through Hole Reflow headers for automated mounting processes can be packaged as "Tape On Reel" if requested.

Description	No. of pos.	Dim. a [mm]	Type	Order No.	Pcs./Pkt.
Two-In-One header, plug-in direction horizontal to the conductor axis, 3.5 mm pitch, side panel on the left, open on one side, color: black,	6	17.5	MC 1,5/6-GL-3,5 THT	19 61 63 0	50
	7	21	MC 1,5/7-GL-3,5 THT	19 61 64 3	
	8	24.5	MC 1,5/8-GL-3,5 THT	19 61 65 6	
	9	28	MC 1,5/9-GL-3,5 THT	19 61 66 9	
	10	31.5	MC 1,5/10-GL-3,5 THT	19 61 67 2	
Two-In-One header, plug-in direction horizontal to the conductor axis, 3.5 mm pitch, side panel on the right, open on one side, color: black,	6	17.5	MC 1,5/6-GR-3,5 THT	19 61 70 8	50
	7	21	MC 1,5/7-GR-3,5 THT	19 61 71 1	
	8	24.5	MC 1,5/8-GR-3,5 THT	19 61 72 4	
	9	28	MC 1,5/9-GR-3,5 THT	19 61 73 7	
	10	31.5	MC 1,5/10-GR-3,5 THT	19 61 74 0	
Two-In-One header, plug-in direction horizontal to the conductor axis, 3.81 mm pitch, side panel on the left, open on one side, color: black,	6	19.05	MC 1,5/6-GL-3,81 THT	19 61 35 5	50
	7	22.86	MC 1,5/7-GL-3,81 THT	19 61 36 8	
	8	26.67	MC 1,5/8-GL-3,81 THT	19 61 37 1	
	9	30.48	MC 1,5/9-GL-3,81 THT	19 61 38 4	
	10	34.29	MC 1,5/10-GL-3,81 THT	19 61 39 7	
Two-In-One header, plug-in direction horizontal to the conductor axis, 3.81 mm pitch, side panel on the right, open on one side, color: black,	6	19.05	MC 1,5/6-GR-3,81 THT	19 61 42 3	50
	7	22.86	MC 1,5/7-GR-3,81 THT	19 61 43 6	
	8	26.67	MC 1,5/8-GR-3,81 THT	19 61 44 9	
	9	30.48	MC 1,5/9-GR-3,81 THT	19 61 45 2	
	10	34.29	MC 1,5/10-GR-3,81 THT	19 61 46 5	
CP-MSTB				17 34 63 4	100
CP-MSTB NAT HT				19 54 35 9	100
SK 3,5/2,8 or SK 3,81/2,8 (see COMBICON catalog)					

(1) **Coding profile**, is inserted into the groove on the header **after** reflow-soldering, made of red plastic

(2) **Coding profile**, is inserted into the groove on the header **before** reflow-soldering, made of high-temperature resistant beige plastic

(3) **Marker card**, with 14 pcs. 10-section marker strips, white, self-adhesive, for 140 terminal blocks

Technical data

Dimensions	
Pitch	[mm]
Hole diameter	[mm]
Pin dimensions	[mm]

Technical data in accordance with IEC/ DIN VDE

Insulating material group	-
Surge voltage category / contamination class	-/-
Rated voltage	[V]
Rated surge voltage	[kV]
Nominal current / cross section	[A]/[mm ²]
Maximum load current / cross section	[A]/[mm ²]

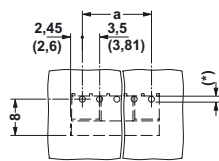
Insulating material

Inflammability class in acc. with UL 94

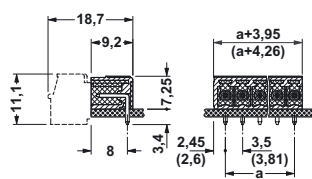
Approval data (UL/CUL and CSA)

Nominal voltage / current / conductor sizes	UL/CUL: [V]/[A]/AWG CSA: [V]/[A]/AWG
---	---

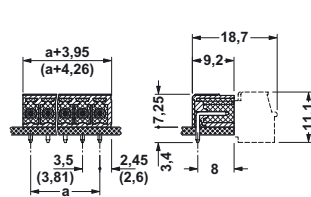
see description		
3.5 / 3.81		
*) ≤ 8-pos. = 1.3 / > 8-pos. = 1.4		
0.8 x 0.8		
	IIIa	
III / 3	III / 2	II / 2
160	160	250
2.5	2.5	2.5
	8 / -	
	8 / -	
	PA	
	V0	
	300 / 8 / -	
	-	



MC 1,5/...-GL-THT



MC 1,5/...-GR-THT



MC 1,5/...-GFL(R)...THT 3.5 or 3.81 mm Pitch



Note:

Through Hole Reflow headers for automated mounting processes can be packaged as "Tape On Reel" if requested.

Description	No. of pos.	Dim. a [mm]	Type	Order No.	Pcs./Pkt.
Two-In-One header, plug-in direction horizontal to the conductor axis, 3.5 mm pitch, threaded flange on the left, open on one side, color: black,	6	17.5	MC 1,5/6-GFL-3,5 THT	19 62 98 5	50
	7	21	MC 1,5/7-GFL-3,5 THT	19 62 99 8	
	8	24.5	MC 1,5/8-GFL-3,5 THT	19 63 00 7	
	9	28	MC 1,5/9-GFL-3,5 THT	19 61 68 5	
	10	31.5	MC 1,5/10-GFL-3,5 THT	19 61 69 8	
Two-In-One header, plug-in direction horizontal to the conductor axis, 3.5 mm pitch, threaded flange on the right, open on one side, color: black,	6	17.5	MC 1,5/6-GFR-3,5 THT	19 63 01 0	50
	7	21	MC 1,5/7-GFR-3,5 THT	19 63 02 3	
	8	24.5	MC 1,5/8-GFR-3,5 THT	19 63 03 6	
	9	28	MC 1,5/9-GFR-3,5 THT	19 61 75 3	
	10	31.5	MC 1,5/10-GFR-3,5 THT	19 61 76 6	
Two-In-One header, plug-in direction horizontal to the conductor axis, 3.81 mm pitch, threaded flange on the left, open on one side, color: black,	6	19.05	MC 1,5/6-GFL-3,81 THT	19 62 85 9	50
	7	22.86	MC 1,5/7-GFL-3,81 THT	19 62 86 2	
	8	26.67	MC 1,5/8-GFL-3,81 THT	19 62 87 5	
	9	30.48	MC 1,5/9-GFL-3,81 THT	19 61 40 7	
	10	34.29	MC 1,5/10-GFL-3,81 THT	19 61 41 0	
Two-In-One header, plug-in direction horizontal to the conductor axis, 3.81 mm pitch, threaded flange on the right, open on one side, color: black,	6	19.05	MC 1,5/6-GFR-3,81 THT	19 62 89 1	50
	7	22.86	MC 1,5/7-GFR-3,81 THT	19 62 90 1	
	8	26.67	MC 1,5/8-GFR-3,81 THT	19 62 91 4	
	9	30.48	MC 1,5/9-GFR-3,81 THT	19 61 47 8	
	10	34.29	MC 1,5/10-GFR-3,81 THT	19 61 48 1	
(1) Coding profile , is inserted into the groove on the header after reflow-soldering, made of red plastic			CP-MSTB	17 34 63 4	100
(2) Coding profile , is inserted into the groove on the header before reflow-soldering, made of high-temperature resistant beige plastic			CP-MSTB NAT HT	19 54 35 9	100
(3) Marker card , with 14 pcs. 10-section marker strips, white, self-adhesive, for 140 terminal blocks			SK 3,5/2,8 or SK 3,81/2,8 (see COMBICON catalog)		

Technical data

Dimensions	
Pitch	[mm]
Hole diameter	[mm]
Pin dimensions	[mm]

Technical data in accordance with IEC/ DIN VDE

Insulating material group	-
Surge voltage category / contamination class	-/-
Rated voltage	[V]
Rated surge voltage	[kV]
Nominal current / cross section	[A]/[mm ²]
Maximum load current / cross section	[A]/[mm ²]

Insulating material

Inflammability class in acc. with UL 94

Approval data (UL/CUL and CSA)

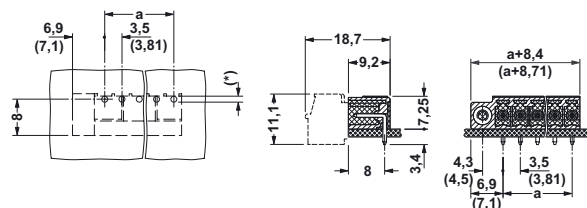
Nominal voltage / current / conductor sizes	UL/CUL: [V]/[A]/AWG CSA: [V]/[A]/AWG
---	---

see description

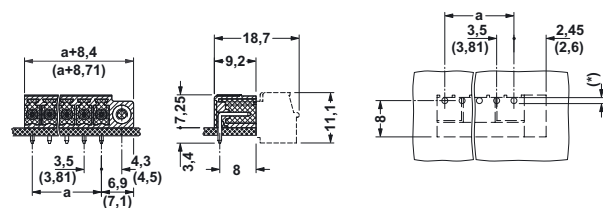
3.5 / 3.81

*) ≤ 8-pos. = 1.3 / > 8-pos. = 1.4

0.8 x 0.8



MC 1,5/...-GFL-THT



MC 1,5/...-GFR-THT

MCV 1,5/...-GL(R)...THT 3.5 or 3.81 mm Pitch



Note:

Through Hole Reflow headers for automated mounting processes can be packaged as "Tape On Reel" if requested.

Description	No. of pos.	Dim. a [mm]	Type	Order No.	Pcs./Pkt.
Two-In-One header, plug-in direction vertical to the conductor axis, 3.5 mm pitch, side panel on the left, open on one side, color: black,	6	17.5	MCV 1,5/6-GL-3,5 THT	19 61 77 9	50
	7	21	MCV 1,5/7-GL-3,5 THT	19 61 78 2	
	8	24.5	MCV 1,5/8-GL-3,5 THT	19 61 79 5	
	9	28	MCV 1,5/9-GL-3,5 THT	19 61 80 5	
	10	31.5	MCV 1,5/10-GL-3,5 THT	19 61 81 8	
Two-In-One header, plug-in direction vertical to the conductor axis, 3.5 mm pitch, side panel on the right, open on one side, color: black,	6	17.5	MCV 1,5/6-GR-3,5 THT	19 61 84 7	50
	7	21	MCV 1,5/7-GR-3,5 THT	19 61 85 0	
	8	24.5	MCV 1,5/8-GR-3,5 THT	19 61 86 3	
	9	28	MCV 1,5/9-GR-3,5 THT	19 61 87 6	
	10	31.5	MCV 1,5/10-GR-3,5 THT	19 61 88 9	
Two-In-One header, plug-in direction vertical to the conductor axis, 3.81 mm pitch, side panel on the left, open on one side, color: black,	6	19.05	MCV 1,5/6-GL-3,81 THT	19 61 49 4	50
	7	22.86	MCV 1,5/7-GL-3,81 THT	19 61 50 4	
	8	26.67	MCV 1,5/8-GL-3,81 THT	19 61 51 7	
	9	30.48	MCV 1,5/9-GL-3,81 THT	19 61 52 0	
	10	34.29	MCV 1,5/10-GL-3,81 THT	19 61 53 3	
Two-In-One header, plug-in direction vertical to the conductor axis, 3.81 mm pitch, side panel on the right, open on one side, color: black,	6	19.05	MCV 1,5/6-GR-3,81 THT	19 61 56 2	50
	7	22.86	MCV 1,5/7-GR-3,81 THT	19 61 57 5	
	8	26.67	MCV 1,5/8-GR-3,81 THT	19 61 58 8	
	9	30.48	MCV 1,5/9-GR-3,81 THT	19 61 59 1	
	10	34.29	MCV 1,5/10-GR-3,81 THT	19 61 60 1	
(1) Coding profile , is inserted into the groove on the header after reflow-soldering, made of red plastic			CP-MSTB	17 34 63 4	100
(2) Coding profile , is inserted into the groove on the header before reflow-soldering, made of high-temperature resistant beige plastic			CP-MSTB NAT HT	19 54 35 9	100
(3) Marker card , with 14 pcs. 10-section marker strips, white, self-adhesive, for 140 terminal blocks			SK 3,5/2,8 or SK 3,81/2,8 (see COMBICON catalog)		

Technical data

Dimensions	
Pitch	[mm]
Hole diameter	[mm]
Pin dimensions	[mm]

Technical data in accordance with IEC/ DIN VDE

Insulating material group	-
Surge voltage category / contamination class	-/-
Rated voltage	[V]
Rated surge voltage	[kV]
Nominal current / cross section	[A]/[mm ²]
Maximum load current / cross section	[A]/[mm ²]

Insulating material

Inflammability class in acc. with UL 94

Approval data (UL/CUL and CSA)

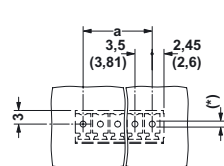
Nominal voltage / current / conductor sizes	UL/CUL: [V]/[A]/AWG CSA: [V]/[A]/AWG
---	---

see description

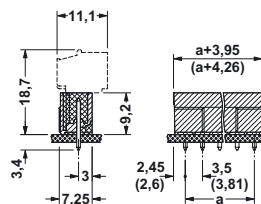
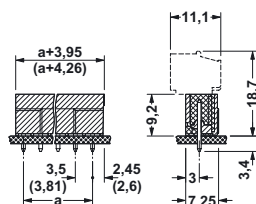
3.5 / 3.81

*) ≤ 8-pos. = 1.3 / > 8-pos. = 1.4

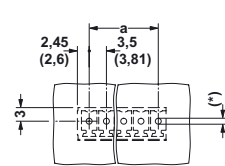
0.8 x 0.8




MCV 1,5/...-GL-THT



MCV 1,5/...-GR-THT



MCV 1,5/...-GFL(R)...THT 3.5 or 3.81 mm Pitch



Note:

Through Hole Reflow headers for automated mounting processes can be packaged as "Tape On Reel" if requested.

Description	No. of pos.	Dim. a [mm]	Type	Order No.	Pcs./Pkt.
Two-In-One header, plug-in direction vertical to the conductor axis, 3.5 mm pitch, threaded flange on the left, open on one side, color: black,	6	17.5	MCV 1,5/6-GFL-3,5 THT	19 63 04 9	50
	7	21	MCV 1,5/7-GFL-3,5 THT	19 63 05 2	
	8	24.5	MCV 1,5/8-GFL-3,5 THT	19 63 06 5	
	9	28	MCV 1,5/9-GFL-3,5 THT	19 61 82 1	
	10	31.5	MCV 1,5/10-GFL-3,5 THT	19 61 83 4	
Two-In-One header, plug-in direction vertical to the conductor axis, 3.5 mm pitch, threaded flange on the right, open on one side, color: black,	6	17.5	MCV 1,5/6-GFR-3,5 THT	19 63 07 8	50
	7	21	MCV 1,5/7-GFR-3,5 THT	19 63 08 1	
	8	24.5	MCV 1,5/8-GFR-3,5 THT	19 63 09 4	
	9	28	MCV 1,5/9-GFR-3,5 THT	19 61 89 2	
	10	31.5	MCV 1,5/10-GFR-3,5 THT	19 61 90 2	
Two-In-One header, plug-in direction vertical to the conductor axis, 3.81 mm pitch, threaded flange on the left, open on one side, color: black,	6	19.05	MCV 1,5/6-GFL-3,81 THT	19 62 92 7	50
	7	22.86	MCV 1,5/7-GFL-3,81 THT	19 62 93 0	
	8	26.67	MCV 1,5/8-GFL-3,81 THT	19 62 94 3	
	9	30.48	MCV 1,5/9-GFL-3,81 THT	19 61 54 6	
	10	34.29	MCV 1,5/10-GFL-3,81 THT	19 61 55 9	
Two-In-One header, plug-in direction vertical to the conductor axis, 3.81 mm pitch, threaded flange on the right, open on one side, color: black,	6	19.05	MCV 1,5/6-GFR-3,81 THT	19 62 95 6	50
	7	22.86	MCV 1,5/7-GFR-3,81 THT	19 62 96 9	
	8	26.67	MCV 1,5/8-GFR-3,81 THT	19 62 97 2	
	9	30.48	MCV 1,5/9-GFR-3,81 THT	19 61 61 4	
	10	34.29	MCV 1,5/10-GFR-3,81 THT	19 61 62 7	
(1) Coding profile , is inserted into the groove on the header after reflow-soldering, made of red plastic			CP-MSTB	17 34 63 4	100
(2) Coding profile , is inserted into the groove on the header before reflow-soldering, made of high-temperature resistant beige plastic			CP-MSTB NAT HT	19 54 35 9	100
(3) Marker card , with 14 pcs. 10-section marker strips, white, self-adhesive, for 140 terminal blocks			SK 3,5/2,8 or SK 3,81/2,8 (see COMBICON catalog)		

Technical data

Dimensions	
Pitch	[mm]
Hole diameter	[mm]
Pin dimensions	[mm]

Technical data in accordance with IEC/ DIN VDE

Insulating material group	-
Surge voltage category / contamination class	-/-
Rated voltage	[V]
Rated surge voltage	[kV]
Nominal current / cross section	[A]/[mm²]
Maximum load current / cross section	[A]/[mm²]

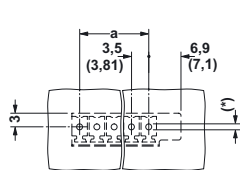
Insulating material

Inflammability class in acc. with UL 94

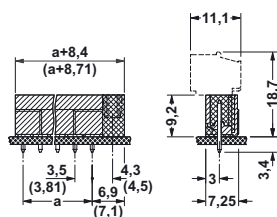
Approval data (UL/CUL and CSA)

Nominal voltage / current / conductor sizes	UL/CUL: [V]/[A]/AWG CSA: [V]/[A]/AWG
---	---

see description		
3.5 / 3.81		
*) ≤ 8-pos. = 1.3 / > 8-pos. = 1.4		
0.8 x 0.8		
	IIIa	
III / 3	III / 2	II / 2
160	160	250
2.5	2.5	2.5
	8 / -	
	8 / -	
	PA	
	V0	
	300 / 8 / -	



MCV 1,5/...-GFL-THT



MCV 1,5/...-GFR-THT