



Copper Splicing Products

Scotchlok™ Connectors and Tools	1.2
MS²™ Splicing System	1.12
MS²™ Modular Splicing Rigs and Equipment	1.18
MS²™ Splicing Rig Spare Parts	1.25
710 Splicing System	1.29
710 Splicing Rig Tools and Accessories	1.32

Many of the products in this catalog are certified as compliant with RoHS standards. For a complete and updated listing of specific RoHS-compliant products, refer to the 3M Communications Technology website at www.3M.com/ROHS.

3M™ Scotchlok™ Connectors and Tools



More than 50 years ago, 3M introduced the industry's original insulation displacement connector—the Scotchlok Connector UR. Today, with increased demand for high-speed and high-bandwidth networks, the complete series of 3M connectors and tools is now more important than ever. Through the years, we have learned new technologies while building on the original successful design, shape, color-coded cap concepts, and element configuration of the original insulation displacement contact design. We offer many connectors tested to Cat. 5 compliance allowing service providers the ability to meet the demand for enhanced services such as high speed Internet, video-on-demand, and video conferencing. Double elements in many products, solvent-resistant plastic construction, full wire range product offering and factory installed sealant are just some of features and benefits of 3M Scotchlok communication connectors.



PRODUCT REFERRAL GENERATOR

Better Buried Closures
SLiC™ Aerial Closures

Foam-Sealed Closures

3M™ SCOTCHLOK™ COMMUNICATION CONNECTORS

3M Scotchlok Butt Connectors

Scotchlok butt connectors employ a specially designed, wire insulation displacement contact to make a reliable electrical connection to each wire. A “live-spring” joint is made by driving the wire down into the “U” contact connector. This process displaces the wire insulation and grasps all conductors with a firm pressure, all in one motion. No stripping of wire insulation is required. Some connectors include a factory installed sealant to help protect against corrosion and provide moisture resistance. They are also available in dry versions for central office and vault applications. Available butt connectors include: UR2, UR2-D, UR, UP3, UAL, UY2, UY2-D, UY, UP2, 211, UCC, UPC, 557-TG2

UR2

The UR2 connector is gel filled for moisture resistance and is suitable for PIC cable applications, filled or unfilled. It accepts either 2 or 3 wires within wire range of 0.4-0.9 mm (26-19 AWG) and insulation outside diameter up to 2.08 mm/.082". It is made of polypropylene, is UL listed, and Cat.5 compliant.



UR2-D

The UR2-D is the dry version of the UR2 for use where moisture resistance is not needed (central office and vault) and suitable for PIC, pulp or paper cable applications.



UR

The UR connector is gel filled for moisture resistance and for PIC cable applications, filled or unfilled. It accepts 2 or 3 wires within wire range of 0.4-0.9 mm (26-19 AWG) and insulation outside diameter up to 1.52 mm/.060". It is made of polycarbonate, is UL listed, and Cat. 5 compliant.



UP3

The UP3 connector is dry for flame retardant applications. It accepts 2 or 3 wires within wire range of 0.4-0.9 mm (26-19 AWG) and insulation diameter up to 1.52 mm/.06". It is made of polycarbonate and is UL listed.



UAL

The UAL connector is gel filled for moisture resistance and for PIC cable applications, filled or unfilled. It accepts 2 or 3 wire Cu, 0.5-.09 mm (24-19 AWG) or Al, 8.8-1.2 mm (20-17 AWG) or a combination of both and insulation diameter up to 2.08 mm/.082". It is made of polycarbonate.



UY2

The UY2 connector is gel filled for moisture resistance and is suitable for PIC cable applications, filled or unfilled. It accepts 2 wires within wire range of 0.4-0.9 mm (26-19 AWG) and insulation outside diameter up to 2.08 mm/.082". It is made of polypropylene, is UL listed, and Cat. 5 compliant.



3M™ SCOTCHLOK™ COMMUNICATION CONNECTORS

3M Scotchlok Butt Connectors

UY2-D

The UY2-D is the dry version of the UY2 for use where moisture resistance is not needed (central office and vault) and suitable for PIC, pulp or paper cable applications.

UY

The UY connector is gel filled for moisture resistance and is suitable for PIC cable applications, filled or unfilled. It accepts 2 wires within wire range of 0.4-0.7 mm (26-22 AWG) and insulation outside diameter up to 1.52 mm/.06". It is made of polycarbonate, is UL listed, and Cat.5 compliant.

UP2

The UP2 connector is dry for flame retardant applications. It accepts 2 wires within wire range of 0.4-0.7 mm (26-22 AWG) and insulation diameter up to 1.52 mm/.06". It is made of polycarbonate and is UL listed.

211

The 211 trim-out connector is primarily used to cut out defective connectors without interrupting service. The side loading design and pre-crimp feature makes it especially useful where conductor length is limited. It contains a built in cut-off blade and test port with built-in strain relief and can also be used for standard butt splicing. The 211 is gel filled for moisture resistance suitable for PIC cable applications, filled or unfilled. It accepts 2 wires within wire range of 0.4-0.9 mm (26-19 AWG) and insulation outside diameter up to 2.08 mm/.082". It is made of polypropylene, is UL listed, and Cat. 5 compliant.

UCC

The UCC clearing cap is used to isolate a full cable pair. It contains a non-conductive plastic blade to hold conductors in place. Gel filled for moisture resistance, it is suitable for PIC cable applications, filled or unfilled. It accepts 2 wires within wire range of 0.4-0.7 mm (26-22 AWG) and insulation outside diameter up to 1.52 mm/.06". It is made of polycarbonate and is UL listed.

UPC

The UPC clearing cap is dry for flame retardant applications. It accepts 2 wires within wire range of 0.4-0.7 mm (26-22 AWG) and insulation outside diameter up to 1.52 mm/.06". It is made of polycarbonate and is UL listed.

557-TG2

The 557-TG2 self stripping drop wire connector is for solid copper aerial drop wire. It is gel filled for moisture resistance and accepts 2 wires within wire range of 0.6-1.3 mm (22-16 AWG) and insulation outside diameter up to 3.0 mm/.12". It is made of polypropylene.



3M™ SCOTCHLOK™ COMMUNICATION CONNECTORS

3M Scotchlok Tap Connectors

3M™ Scotchlok™ tap connectors enable the user to tap into another wire without interrupting service saving the craftsperson valuable time.

A U-shaped element inside each connector displaces wire insulation material and makes contact with the copper conductor. Some Scotchlok tap connectors also include factory-installed sealant to help protect against corrosion and provide moisture resistance. They are also available in dry versions for central office and vault applications.

Available tap connectors include: UB2A, UB2A-D, UG, UPB.

UB2A

The UB2A connector allows direct tapping into existing PIC insulated solid copper conductors without interrupting service. It has a pre-crimp feature that equates to time savings for the craftsperson. It is gel filled for moisture resistance and for PIC cable applications, filled or unfilled. It accepts conductors within wire range of 0.4-0.9 mm (26-19 AWG) and insulation outside diameter up to 2.08 mm/.082". It is made of polypropylene, is UL listed, and Cat. 5 compliant.



UB2A-D

The UB2A-D is the dry version of the UB2A for use where moisture resistance is not needed and suitable for PIC, pulp or paper cable applications.



UG

The UG connector allows direct tapping into existing plastic insulated solid copper conductors without interrupting service. It is gel filled for moisture resistance and for PIC cable applications, filled or unfilled. It accepts conductors within wire range of 0.4-0.9 mm (26-19 AWG) tap and 0.4-0.7 mm (26-22 AWG) run wire with insulation outside diameter up to 1.54 mm/.061" tap and 1.12 mm/.044" run wire.

It is made of polycarbonate.



UPB

The UPB connector is dry for flame retardant applications. It accepts conductors within wire range of .04-.07 mm (26-22 AWG) and insulation outside diameter up to 1.27 mm/.050".

It is made of polycarbonate.



3M™ SCOTCHLOK™ COMMUNICATION CONNECTORS

3M Scotchlok Inline Connectors

3M Scotchlok inline connectors are designed to accommodate larger gauge solid copper or copper coated steel conductors. They are a safe, simple way of making a secure connection for four wires or one full pair applications. All are sealed and are moisture resistant. Available inline connectors include: UDW2, U1B, and U1R.



UDW2

The UDW2 is a four wire (1 full pair) aerial inline drop-wire connector for copper or copper coated steel conductors. It is used for mid-span splices where strain relief is provided. Gel filled for moisture resistance and for PIC cable applications, it accepts conductors within wire range of 0.9-1.3 mm (19-16 AWG) and insulation outside diameter up to 4.4 mm/.175". It is made of polycarbonate.



U1B

The U1B is a four wire (1 full pair) inline connector for solid copper wire. It is gel filled for moisture resistance and for PIC cable applications. It accepts conductors within wire range of 0.9-1.3 mm (19-16 AWG) and insulation outside diameter up to 3.16 mm/.125". It is made of polycarbonate.



U1R

The U1R is a four wire (1 full pair) inline connector for solid copper wire. It is gel filled for moisture resistance and for PIC cable applications. It accepts conductors within wire range of 0.5-0.9 mm (24-19 AWG) and insulation outside diameter up to 3.16 mm/.125". It is made of polycarbonate.

3M™ SCOTCHLOK™ COMMUNICATION CONNECTORS

3M Scotchlok Hand Crimping Tools

To complement the 3M line of efficient, reliable Scotchlok connectors, Scotchlok crimping tools are built to do the job right, and do it fast. All Scotchlok tools are engineered to fit comfortably in the hand while providing high mechanical advantage for less operator fatigue.

Crimping Tool, E-9R

PKG. (LBS.): 10 EACH (5.70) MIN. ORDER: 10 EACH UPC: 051138-87649

The E-9R tool features a lightweight, ergonomic, single stroke crimping action with a work-saving 10-to-1 mechanical advantage. Its innovative ratchet-release design indicates a positive crimp by automatically releasing after each successful connection. The integrated wire cutter allows the user to trim conductors prior to each connection without changing tools. The E-9R tool is compatible with all Scotchlok connectors except inline and drop wire connectors.



Crimping Tool, E-9Y

PKG. (LBS.): 10 EACH (3.00) MIN. ORDER: 10 EACH UPC: 054007-15625

The E-9Y tool has stepped jaws, a long nose and side wire cutter which provides crimping action for two- or three-conductor splicing. It has a mechanical advantage ratio of 3-to-1. The E-9Y tool is not recommended for 19 range (0.9 mm) and larger conductors.



Crimping Tool, E-9Y-P

PKG. (LBS.): 10 EACH (3.00) MIN. ORDER: 10 EACH UPC: 05115-22987

E-9Y tool in vinyl hanging pouch.



Crimping Tool, E-9J

PKG. (LBS.): 10 EACH (3.00) MIN. ORDER: 10 EACH UPC: 05115-22987

Ideal for increasing accuracy and accelerating installation and repairs, the E-9J tool offers a lightweight, single-stroke crimping action with a work-saving 10-to-1 mechanical advantage over applied hand force. Its ergonomic design enhances user productivity and reduces fatigue. It is compatible with all connectors except inline and drop wire connectors.



Crimping Tool, E-9BM

PKG. (LBS.): 6 EACH (5.80) MIN. ORDER: 6 EACH UPC: 054007-33482

This heavy-duty tool is capable of crimping all Scotchlok connectors. The E-9BM adjustable jaws allow it to handle all wire gauges and crimp MS2 module bases and covers onto connector bodies. It has a mechanical advantage of 10-to-1 over applied hand force.



Crimping Tool, E-9C

PKG. (LBS.): 1 EACH (2.10) MIN. ORDER: 1 EACH UPC: 054007-34211

With an automatic cartridge feed, 7-to-1 mechanical advantage and ratchet action, the E-9C tool allows the craftsperson to complete a crimp with one hand, freeing the other hand for wire handling. This tool is designed for 10-, 12-, and 16-connector cartridges with Scotchlok butt type connectors. One squeeze of the handle crimps the connector and ejects it, automatically advancing another connector into the crimping position.



Crimping Tool, E-9E

PKG. (LBS.): 10 EACH (5.70) MIN. ORDER: 10 EACH UPC: 054007-10577

A completely parallel closing action and a 4-to-1 mechanical advantage make the lightweight E-9E crimping tool one of the most versatile additions to any craftsperson's pouch. The E-9E tool will crimp all Scotchlok butt and tap connectors in all wire gauges.



SPECIFICATION CHART


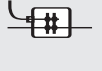

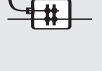



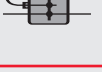








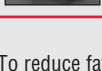

3M™ SCOTCHLOK™ CONNECTORS AND TOOLS

CONNECTOR	TYPE CONNECTOR	SPECIAL FEATURES	MAXIMUM INSULATION O.D.		PIC-UNFILLED AND PIC-FILLED		PULP OR PAPER	
			Metric (mm)	Inches	AWG	Metric (mm)	AWG	Metric (mm)
UR2 		Gel-filled UL Listed Polypropylene Cat.5	2,08	0.082	26-19	0,4-0,9	N/A	N/A
UR2-D 		Dry Polypropylene	2,08	0.082	26-19	0,4-0,9	26-19	0,4-0,9
UR 		Gel-filled UL Listed Polycarbonate Cat. 5	1,52	0.060	26-19	0,4-0,9	N/A	N/A
UY2 		Gel-filled UL Listed Polypropylene Cat.5	2,08	0.082	26-19	0,4-0,9	N/A	N/A
UY2-D 		Dry Polypropylene	2,08	0.082	26-19	0,4-0,9	26-19	0,4-0,9
UY 		Gel-filled UL Listed Polycarbonate Cat.5	1,52	0.060	26-22	0,4-0,7	N/A	N/A
*557TG2 		Gel-filled Polypropylene	3,0	0.12	22-16	0,6-1,3	N/A	N/A
UYF 		Gel-filled UL Listed Polycarbonate Cat. 5	1,52	0.060	26-20	0,4-0,8	N/A	N/A
UP2 		Dry Flame Retardant UL Listed Polycarbonate	1,52	0.060	26-22	0,4-0,7	26-22	0,4-0,7
UP3 		Dry Flame Retardant UL Listed Polycarbonate	1,52	0.060	26-19	0,4-0,9	26-19	0,4-0,9
UAL 		Gel-filled For Aluminum Polycarbonate	Outside parts: 2,08 Middle Prts: 1,88	Outside parts: 0.082 Middle Prts: 0.074	20-17 AL 24-19 CU	0,8-1,2 AL 0,5-0,9 CU	N/A	N/A
211 		Gel-filled UL Listed Polypropylene Cat. 5	2,08	0.082	26-19	0,4-0,9	N/A	N/A

*Inline and drop wire connectors can only be used with E-9BM.

SPECIFICATION CHART

3M™ SCOTCHLOK™ CONNECTORS AND TOOLS

CONNECTOR	TYPE CONNECTOR	SPECIAL FEATURES	MAXIMUM INSULATION O.D.		PIC-UNFILLED AND PIC-FILLED		PULP OR PAPER	
			Metric (mm)	Inches	AWG	Metric (mm)	AWG	Metric (mm)
UB2A 		Gel-filled UL Listed Polypropylene Cat. 5	2,08	0.082	26-19	0,4-0,9	N/A	N/A
UB2A-D 		Dry Polypropylene	2,08	0.082	26-19	0,4-0,9	26-19	0,4-0,9
UG 		Gel-filled Polycarbonate	Butt 1,67 Tap 1,12	0.066 0.044	26-19 26-22	0,4-0,9 0,4-0,6	N/A	N/A
UPB 		Dry UL Listed Flame Retardant Polycarbonate	1,27	0.050	26-22	0,4-0,7	26-22	0,4-0,7
*UDW2 		Full Pair Drop Pair Polycarbonate	4,4	0.175	19-16	0,9-1,3	N/A	N/A
*U1B 		Gel-filled Full Pair Polycarbonate	3,18	0.125	19-16	0,9-1,3	N/A	N/A
*U1R 		Gel-filled Full Pair Polycarbonate	3,18	0.125	24-19	0,5-0,9	N/A	N/A
UCC 		Gel-filled UL Listed Polycarbonate	1,52	0.060	26-22	0,4-0,7	N/A	N/A
UPC 		UL Listed Flame Retardant Polycarbonate	1,52	0.060	26-22	0,4-0,7	26-22	0,4-0,7

To reduce fatigue, use tool within each group with highest mechanical advantage, indicated in ().



E-9BM
(10:1)



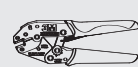
E-9C
(7:1)



E-9E
(4:1)



E-9Y**
(3:1)



E-9R
(10:1)



E-9J
(10:1)

*Inline and drop wire connectors can only be used with E-9BM.
**Not recommended for 19 gauge (0.9 mm) conductor and larger.

ORDERING INFORMATION

3M™ SCOTCHLOK™ CONNECTORS

CONNECTOR	BOX PACKAGING Weight kg (lbs.) MIN. ORDER UPC	BULK PACKAGING Weight kg (lbs.) MIN. ORDER UPC	CARTRIDGE PACKAGING Weight kg (lbs.) MIN. ORDER UPC	JAR PACKAGING Weight kg (lbs.) MIN. ORDER UPC	CLAMSHELL PACKAGING Weight kg (lbs.) MIN. ORDER UPC
UR2	100/box, 1000/cs. 1.36 (3) 1000 connectors 054007-68538	500/box, 5000/cs. 6.7 (15.2) 5000 connectors 054007-56390	10/cart, 100/pak., 1000/cs. 2.09 (4.6) 1000 connectors 054007-68541	500/jar, 5000/cs. 5.9 (13.1) 5000 connectors 051115-22977	25/pak, 1000/cs. 50/pak, 1000/cs. 1.8 (3.9) 1.54 (3.4) 1000 conns. 20 paks 051115-22985 051115-25920
UR2-D	N/A N/A N/A N/A	500/box, 5000/cs. 6.7 (15.2) 5000 connectors 054007-33277	10/cart, 100/pak., 1000/cs. 2.09 (4.6) 1000 connectors 054007-27816	500/jar, 10/cs. 5.98 (13.19) 5000 connectors 051115-25965	N/A N/A N/A N/A
UR	100/box, 1000/cs. 1.36 (3) 1000 connectors 054007-68537	500/box, 5000/cs. 6.7 (15.2) 5000 connectors 054007-68535	10/cart, 100/pak., 1000/cs. 2.09 (4.6) 1000 connectors 054007-68534	N/A N/A N/A N/A	N/A N/A N/A N/A
UY2	100/box, 1000/cs. 0.9 (1.3) 1000 connectors 054007-14911	1000/box, 5000/cs. 2.8 (6.1) 5000 connectors 054007-33278	12/cart, 120/pak., 1200/cs. 1.4 (3.5) 1200 connectors 054007-27817	500/jar, 10/cs. 3.8 (8.3) 500 connectors 051115-22979	25/pak, 1000/cs. 50/pak, 1000/cs. 1.3 (2.8) 1.08 (2.4) 1000 conns. 20 paks 051115-229854 051115-25921
UY2-D	N/A N/A N/A N/A	1000/box, 5000/cs. 2.8 (6.1) 5000 connectors 051138-57359	12/cart, 120/pak., 1200/cs. 1.4 (3.5) 1200 connectors 054007-71478	500/jar, 10/cs. 3.76 (8.3) 5000 connectors 051115-25964	N/A N/A N/A N/A
UY	100/box, 1000/cs. 0.9 (1.3) 1000 connectors 054007-14911	1000/box, 5000/cs. 2.8 (6.1) 5000 connectors 054007-33278	16/cart, 160/pak., 1600/cs. 1.4 (3.5) 1600 connectors 054007-27817	N/A N/A N/A N/A	N/A N/A N/A N/A
557TG2	N/A N/A N/A N/A	500/bag, 5000/box 9.09 (20) 5000 connectors 051138-57359	N/A N/A N/A N/A	N/A N/A N/A N/A	N/A N/A N/A N/A
UYF	500/box, 2500/cs. 2.15 (4.75) 2500 connectors 051115-18516	N/A N/A N/A N/A	N/A N/A N/A N/A	N/A N/A N/A N/A	N/A N/A N/A N/A
UP2	N/A N/A N/A N/A	1000/box, 5000/cs. 2.4 (5.4) 5000 connectors 054007-33420	16/cart, 160/pak., 1600/cs. 1.4 (3.2) 1600 connectors 054007-32698	N/A N/A N/A N/A	N/A N/A N/A N/A
UP3	100/box, 1000/cs. 1.22 (2.7) 1000 Connectors 051115-16230	1000/box, 5000/cs. 7.31 (13.3) 5000 connectors 054007-33419	10/cart, 100/pak., 1000/cs. 2.0 (4.4) 1000 connectors 054007-32700	N/A N/A N/A N/A	N/A N/A N/A N/A
UAL	100/box, 1000/cs. 1.22 (2.7) 1000 connectors 051115-19163	N/A N/A N/A N/A	10/cart, 100/pak., 1000/cs. 2.1 (4.7) 1000 connectors 054007-27828	N/A N/A N/A N/A	N/A N/A N/A N/A
211	100/box, 1000/cs. 1.2 (2.6) 1000 connectors 054007-34079	N/A N/A N/A N/A	N/A N/A N/A N/A	N/A N/A N/A N/A	N/A N/A N/A N/A

Butt Splicing

ORDERING INFORMATION

3M™ SCOTCHLOK™ CONNECTORS

CONNECTOR	BOX PACKAGING Weight kg (lbs.) MIN. ORDER UPC	BULK PACKAGING Weight kg (lbs.) MIN. ORDER UPC	CARTRIDGE PACKAGING Weight kg (lbs.) MIN. ORDER UPC	JAR PACKAGING Weight kg (lbs.) MIN. ORDER UPC	CLAMSHELL PACKAGING Weight kg (lbs.) MIN. ORDER UPC		
UB2A	100/box, 1000/cs. 1.2 (2.6) 1000 connectors 054007-92693	500/box, 5000/cs. 5.9 (12.9) 5000 connectors 054007-92696	N/A N/A N/A N/A	500/jar, 5000/cs. 4.43 (9.78) 5000 connectors 051115-25966	25/pak., 1000/cs. 1.5 (3.4) 1000 connectors 051115-22986		
UB2A-D	100/box, 1000/cs. (2.60) 1000 connectors 054007-92694	N/A N/A N/A N/A	N/A N/A N/A N/A	N/A N/A N/A N/A	N/A N/A N/A N/A		
UG	100/box, 1000/cs. (2.50) 1000 connectors 051115-15203	N/A N/A N/A N/A	N/A N/A N/A N/A	N/A N/A N/A N/A	N/A N/A N/A N/A		
UPB	N/A N/A N/A N/A	1000/box, 5000/cs. 3.0 (6.6) 5000 connectors 054007-33416	N/A N/A N/A N/A	N/A N/A N/A N/A	N/A N/A N/A N/A		
UDW2	25/bag, 100/box N/A 100 connectors 051138-11505	N/A N/A N/A N/A	N/A N/A N/A N/A	N/A N/A N/A N/A	N/A N/A N/A N/A		
U1B	100/box, 1000/cs. (16.00) 5000 connectors 054007-71340	N/A N/A N/A N/A	N/A N/A N/A N/A	N/A N/A N/A N/A	N/A N/A N/A N/A		
U1R	100/box, 1000/cs. (16.20) 2500 connectors 054007-56388	N/A N/A N/A N/A	N/A N/A N/A N/A	N/A N/A N/A N/A	N/A N/A N/A N/A		
UCC	N/A N/A N/A N/A	1000/box, 5000/cs. 2.31 (5.1) 5000 connectors 051115-15101	16/cart, 160/pak., 1600/cs. 1.6 (3.5) 1600 connectors 054007-31734	500/jar, 5000/cs. 2.8 (6.1) 5000 connectors 051115-22980	N/A N/A N/A N/A		
UPC	N/A N/A N/A N/A	1000/box, 5000/cs. 2.16 (4.76) 5000 connectors 054007-33557	16/cart, 160/pak., 1600/cs. 1.5 (3.0) 1600 connectors 054007-33721	N/A N/A N/A N/A	N/A N/A N/A N/A		
TOOLS	E-98M CRIMPING TOOL	E-9C CARTRIDGE TOOL	E-9R CRIMPING TOOL	E-9E CRIMPING TOOL	E-9Y CRIMPING TOOL*	E-9Y-P CRIMPING TOOL*	E-9J CRIMPING TOOL
Packaging kg (lbs.)/cs.	4.3 (9.5)	1/cs., 0.91 (2)	1/bag,10/cs.,2.59 (5.7)	1/bag,10/cs.,2.7 (6)	1/bag,10/cs.,1.53 (3.3) 1/pouch,10/cs.,1.53 (3.3)	1/bag,10/cs., 4.1 (9.02)	
Minimum Order	10 each	1 each	10 each	10 each	10 each	10 each	
UPC	054007-33482	054007-34211	051138-87649	054007-10577	054007-15625	051115-22987	051115-19004-9

*Not recommended for 19 AWG and larger.

Copper Outside Plant Products — Copper Splicing Products

Tap Splicing

Inline Splicing

Clear/Cap Only

3M™ MS²™ Splicing System



MS² 25-pair splicing modules provide the efficiency of multi-pair splicing, plus the proven performance of MS² modular system splicing.

4000, 4008, and 4005 series modules are the basic components of MS² modular system splicing. The modules are the building blocks of a systematized splicing technology that allows for reduced installation time outside or inside the plant. In addition, the MS² Splicing System helps reduce reworking demands, which save both time and effort in your construction and maintenance programs. To help make your job easier, all MS² modules, covers, and bases are now transparent.



PRODUCT REFERRAL GENERATOR

Better Buried Closures
SLiC™ Aerial Closures

Vault and Riser Closures
Foam-Sealed Closures

3M™ MS²™ SPLICING SYSTEM

U-shaped contacts enable gas-tight connections

The 4000 and 4008 series super-mini modules and 4005 super mate modules feature an array of U-shaped, phosphor-bronze contacts and stainless steel cut-off blades.

As a module is crimped, each contact strips the insulation from the positioned wire and securely grips the conductor. During this crimping operation, the cut-off blades inside each module trim the excess wire.

A single crimp completes a gas-tight connection on all 25-pairs in the module. It's simple and fast, because there's no need to strip or trim any of the individual pairs.

Pair testing is easy

Test entry ports on the front side of all modules provide access for testing individual pairs. All tests can be accomplished without opening the module, stripping insulation, or otherwise interrupting service by using MS² module test accessories.

The rugged design and construction of the modules is designed to withstand crimping and reopening which facilitates transfers or cable rearrangements.

Super-Mini Splicing Module 4000-G/TR

PKG. (LBS.): 120 EACH (8.77) MIN. ORDER: 120 EACH UPC: 051138-70906

The 4000-G/TR module not only meets Cat. 5 requirements of the TIA/EIA 568B and the ISO/IEC 11801:1995 for high-speed connectors, but it also is designed to deliver in place performance withstanding extended exposure to various conditions of extremely high humidity, including water immersion, while maintaining insulation resistance and circuit integrity.

Module with Sealant Box 4000-DWP/TR

REQUIREMENTS: INCLUDES ONE 4000-D/TR MODULE AND 4075-S SEALANT BOX
PKG. (LBS.): 12/BOX, 120/CS (16.60) MIN. ORDER: 120 EACH UPC: 051138-57574

The 4000-DWP/TR 25-pair module combines a 4000-D/TR module with a 4075-S sealant box. This combination offers waterproof* splicing of copper in buried, aerial, and underground applications. The module also makes reentry into splices encapsulated with reenterable gel much easier. Because the sealant box prevents encapsulants from filling the wire channels and test entry ports, modules may be tested at any time once the sealant box is removed.

*The term "waterproof" applies to this system as determined according to 3M Test Method No. TP0200-05. User should write for this method to determine suitability for application.



3M™ MS2™ SPLICING SYSTEM

Super Mate Pluggable Module 4005-DPM/TR

PKG. (LBS.): 120 EACH (7.80) MIN. ORDER: 120 EACH UPC: 054007-71370

4005-DPM/TR 25-pair super mate pluggable modules helps increase productivity and reduce expenses by avoiding the time- and cost-intensive job of cutting and resplicing conductors for rearrangement, addition, and removal of apparatus and stubs.

4005-DPM/TR modules plug into other super mate modules and onto the top of the 4000-D/TR or 4008-D/TR super-mini modules for bridging applications.

The 4005-GBM/TR modules are for bridging to encapsulated 4000-G/TR, 4005-GBM/TR or 4008-G/TR modules, as a bridge only.

The UL Listed 4005-DPM/FR is for applications requiring a flame-retardant module.

Super-Mini Module 4008-D/TR

PKG. (LBS.): 120 EACH (6.60) MIN. ORDER: 120 EACH UPC: 054007-71372

The 25-pair super-mini modules, available dry or encapsulated, are similar to the 4000TR series, except that the cut-off blades have been eliminated from the bottom of the modules. This allows the run of through wires to be half-tapped without cutting the conductors. The wires in the base are electrically connected, but are not cut off.

Sealant Box 4075-S

SEALANT BOX REQUIREMENTS: USE WITH ONE 4000-D/TR SERIES MODULE OR ONE 4008-D/TR SERIES MODULE
PKG. (LBS.): 12/BOX, 120/CS (9.10) MIN. ORDER: 120 EACH UPC: 051138-57567

The 4075-S sealant box is a molded PBT polyester box designed to be used with the 4000 series super-mini modules and provides waterproof* protection in PIC splicing applications. One applicator tool is included with every 12 sealant boxes.




Sealant Boxes 4077 Series

PRODUCT NUMBER: **4077-A** SEALANT BOX REQUIREMENTS: USE WITH ONE 4005-DPM/TR MODULE
PKG. (LBS.): 12/BOX, 120/CS (10.80) MIN. ORDER: 120 EACH UPC: 051138-57569

PRODUCT NUMBER: **4077-B** SEALANT BOX REQUIREMENTS: USE WITH ONE 4000-D/TR MODULE AND ONE 4005-DPM MODULE
PKG. (LBS.): 12/BOX, 120/CS (12.00) MIN. ORDER: 120 EACH UPC: 051138-57570

PRODUCT NUMBER: **4077-C** SEALANT BOX REQUIREMENTS: USE WITH TWO 4005-DPM/TR MODULES
PKG. (LBS.): 12/BOX, 120/CS (13.30) MIN. ORDER: 120 EACH UPC: 051138-57572

*The term "waterproof" applies to this system as determined according to 3M Test Method No. TP0200-05. User should write for this method to determine suitability for application.



3M™ MS²™ SPLICING SYSTEM

PRODUCT NUMBER: **4077-D** SEALANT BOX REQUIREMENTS: USE WITH THREE 4005-DPM/TR MODULES
 PKG. (LBS.): 12/BOX, 120/CS (16.60) MIN. ORDER: 120 EACH UPC: 051138-57573

Designed for use with 4005-DPM/TR super mate modules and/or in combination with 4000-D/TR modules. The sealant boxes provide waterproof* protection in PIC splicing applications where one or more modules are plugged together. One applicator tool is included with each box of 12 sealant boxes. **RUS Listed.**

4077-A one 4005-DPM/TR module
 4077-B one 4000-D/TR and one 4005-DPM module
 4077-C two 4005-DPM/TR modules
 4077-D three 4005-DPM/TR modules

SPECIFICATIONS

MS² 4000/4005/4008 SERIES SPLICING MODULES (SUPER-MINI AND SUPER MATE)

MAXIMUM INSULATION O.D.

Metric (mm)	1.65 [4000G/TR has maximum insulation O.D. of 1.35 mm (0.053")]
Inches	0.065 [4000G/TR has maximum insulation O.D. of 1.35 mm (0.053")]

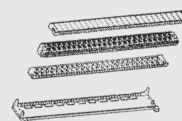
CABLE TYPE

PIC, Pulp or Paper	
AWG	22-28
Metric (mm)	0.7-0.3

SPECIFICATIONS

MS² 4000 SERIES STRAIGHT SPLICING MODULES

SPLICING MODULE	4000-D/TR/24	4000-G/TR	4000-D/CO	4000-DT/TR
-----------------	--------------	-----------	-----------	------------



MODULAR TYPE

	Dry Transparent	Gelled Transparent	Dry Flame retardant	Dry/test Transparent
--	--------------------	-----------------------	------------------------	-------------------------

COLORS

Cover	Transparent	Transparent	Gray	Transparent
Body top	Yellow	Yellow	Gray	Yellow
Body bottom	Dark gold	Dark gold	Gray	Dark gold
Base	Transparent smoked	Transparent smoked	Gray smoked	Transparent
Sealant boxes for 4000 modules	4075-S	N/A	N/A	4075-S



ORDERING INFORMATION

PKG. (LBS.)	24/bag, 120/cs. (6.50)	24/bag, 120/cs. (8.70)	24/bag, 120/cs. (6.40)	24/bag, 120/cs. (6.30)
MIN. ORDER	120 each	120 each	120 each	120 each
UPC	051138-57525	051138-70906	054007-30944	054007-71368

*The term "waterproof" applies to this system as determined according to 3M Test Method No. TP0200-05. User should write for this method to determine suitability for application.

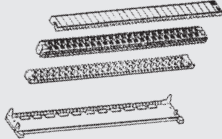
SPECIFICATIONS

3M™ MS™ PLUGGABLE/BRIDGE SPLICING MODULES 4005 SERIES

SPLICING MODULE	4005-DPM/TR	4005-GBM/TR	4005-DPM/FR	4005-DBM/TR/NB	4005-GBM/TR/NB
MODULE TYPE					
	Dry bridge Transparent	Gelled bridge Transparent	Dry bridge Flame retardant	Dry bridge No blade	Gelled bridge Transparent No blade
COLORS					
Cover	Transparent	Transparent	Gray	Transparent	Transparent
Body top	Yellow	Yellow	Gray	Yellow	Yellow
Body bottom	Blue	Blue	Dark blue	Blue	Blue
Insulator	Red	Red	Maroon	Red	Red
ORDERING INFORMATION					
PKG. (LBS.)	24/bag, 120/cs. (7.80)	24/bag, 120/cs. (11.30)	24/bag, 120/cs. (7.80)	24/bag, 120/cs. (7.80)	24/bag, 120/cs. (10.25)
MIN. ORDER	120 each	120 each	120 each	120 each	120 each
UPC	054007-71370	051115-15064	054007-17352	054007-92318	051115-16181
Note: 4077-A protects one 4005-DPM Module, 4077-B protects one 4000-D and one 4005-DPM Module, 4077-C protects two 4005-DPM Modules, 4077-D protects three 4005-DPM Modules.					




SPECIFICATIONS

MS² HALF-TAP SPLICING MODULES 4008 SERIES

SPLICING MODULE	4008-D/TR	4008-G/TR	4008-D/CO
			
MODULE TYPE			
	RUS Listed Dry Transparent	Gelled Transparent	Dry Flame retardant
COLORS			
Cover	Transparent	Transparent	Gray
Body top	Yellow	Yellow	Gray
Body bottom	Green	Green	Gray
Base	Transparent smoked	Transparent smoked	Gray
Sealant boxes for 4008 modules	4075-S after cut out	N/A	N/A
ORDERING INFORMATION			
PKG. (LBS.)	24/bag, 120/cs. (6.40)	24/bag, 120/cs. (8.90)	24/bag, 120/cs. (6.40)
MIN. ORDER	120 each	120 each	120 each
UPC	054007-71372	051138-89336	054007-30945

3M™ MS²™ COMPONENTS AND ACCESSORIES

PRODUCT NUMBER/ PACKAGING INFO	DESCRIPTION
4003-D/TR PKG. (LBS.): 120 EACH (1.28) MIN. ORDER: 120 EACH UPC: 054007-71596	Super-Mini Module Cover Transparent.
4004-D/TR PKG. (LBS.): 120 EACH (1.30) MIN. ORDER: 120 EACH UPC: 054007-71597	Super-Mini Module Base Smoked.
4004-DT/TR PKG. (LBS.): 120 EACH (1.30) MIN. ORDER: 120 EACH UPC: 054007-71654	Super-Mini Test Base Transparent.
4005-DPM/36PTJ PKG. (LBS.): 12 EACH (8.80) MIN. ORDER: 12 EACH UPC: 054007-68254	Preterminated Jumper Assemblies The assemblies consist of 24 AWG, PIC, unsheathed 25-pair binder group terminated on each end with a 4005-DPM module. It allows for quick restoration of cut cable and is 91.4 cm (36") long with a transparent cover.
4005-DPM/72PTJ PKG. (LBS.): 12 EACH (8.80) MIN. ORDER: 12 EACH UPC: 054007-68255	Preterminated Jumper Assemblies The assemblies consist of 24 AWG, PIC, unsheathed 25-pair binder group terminated on each end with a 4005-DPM module. It allows for quick restoration of cut cable and is 182.9 cm (72") long with a transparent cover.
4005-DPM/BTP/JMP PKG. (LBS.): 12 EACH (6.60) MIN. ORDER: 12 EACH UPC: 054007-17718	Bottom Test Plug The 4005-DPM/BTP/JMP is a test plug assembly consisting of a 4005-DPM module attached by a 60.9 cm (24") jumper to a module designed to plug into the bottom of a super-mini module. This assembly allows for reentry into any super-mini/super mate combination splice without interruption of service.
4039 PKG. (LBS.): 144 EACH (3.50) MIN. ORDER: 144 EACH UPC: 054007-57516	Marking Pen Use the 4039 marking pen for permanent marking of MS ² modules for easy identification at a later date.
4078-C PKG. (LBS.): 120 EACH (3.10) MIN. ORDER: 120 EACH UPC: 054007-34167	Half-Tap Cover Used to protect wire ends after the half-tap has been cut out of the super-mini 4008 half-tap module in pulp/paper and pressurized PIC cable and vault splices.



3M™ MS²™ Modular Splicing Rigs and Equipment



3M MS² splicing tools and equipment are easy to use in any kind of splicing operation, regardless of the environment or working conditions. By designing system components and techniques that are interchangeable, 3M simplifies the splicing task and reduces potential inventory headaches. Included in the system are detailed step-by-step instructions for each splicing application, user-friendly parts and components, and testing equipment to optimize splice accuracy.

Systemized splicing technology

MS² splicing simplifies wire joining and terminating operations by allowing many jobs to be performed with the same components, tools, and techniques. Any of the standard MS² splicing rigs with MS² splicing modules could meet all of your multi-pair splicing requirements in inside or outside plant — new construction, cable rearrangements or maintenance. Straight forward procedures designed to allow both splicing accuracy and good housekeeping, make the system's components simple to master.

3M™ MS²™ SPLICING RIG APPLICATIONS

PRODUCT NUMBER FOR KITS	BURIED/ UNDERGROUND	AERIAL	PEDESTAL/ CABINET	VAULT/ CENTRAL OFFICE
4021-M2/36/NXG	•			•
4021-M2/36/TMK/NXG	•	•	•	•
4022-M2/TMK/NXG	•	•	•	•
4022-MS/NXG	•			
4045-K/36/NXG	•	•	•	
4045-K2/36/FL/NXG	•	•	•	
4049/NXG	•		•	

3M™ MS²™ MODULAR SPLICING RIGS AND EQUIPMENT



Splicing Rig 4021-M2/36/NXG

PKG.: 1 EACH MIN. ORDER: 1 EACH UPC: 051115-18524

The 4021-M2/36/NXG splicing rig is a complete splicing rig designed for one- or two-person fold-back or inline splicing.



Splicing Rig 4021-M2/36/TMK/NXG

PKG.: 1 EACH MIN. ORDER: 1 EACH UPC: 051115-18525

The 4021-M2/36/TMK/NXG splicing rig is a complete splicing rig designed for one- or two-person fold-back or inline splicing. The TMK kit provides maximum mounting flexibility.



Splicing Rig 4022-M2/TMK/NXG

PKG.: 1 EACH MIN. ORDER: 1 EACH UPC: 051115-18526

The 4022-M2/TMK/NXG splicing rig is a complete splicing rig designed for one- or two-person fold-back or inline splicing. The TMK kit provides maximum mounting flexibility. Crimper not included.



Splicing Rig 4022-M2/NXG

PKG.: 1 EACH MIN. ORDER: 1 EACH UPC: 051115-18527

The 4022-M2/NXG splicing rig is a complete splicing rig designed for one- or two-person fold-back or inline splicing. Crimper not included.



Universal Splicing Rig 4045-K/36/NXG

PKG.: 1 EACH MIN. ORDER: 1 EACH UPC: 051115-18528

The 4045-K/36/NXG universal splicing rig is a versatile rig designed for one-person splicing in difficult-to-reach pedestal or rack areas.



Splicing Rig 4045-K2/36/FL/NXG

PKG.: 1 EACH MIN. ORDER: 1 EACH UPC: 051115-18486

The 4045-K/36/FL/NXG splicing rig is a versatile rig designed for one-person splicing. It allows maximum flexibility for difficult-to-reach areas and aerial applications.



Splicing Rig 4049/NXG

PKG. (LBS.): 1 EACH (25.00) MIN. ORDER: 1 EACH UPC: 051115-18529

The 4049/NXG splicing rig is a lightweight and portable splicing rig.



Module Maintenance Kit 4026-A

PKG. (LBS.): 1 EACH (11.00) MIN. ORDER: 1 EACH UPC: 054007-92307

The 4026-A module maintenance kit contains the tools necessary for reentry of super-mini and super-mate modules. The kit may be used for splice module combinations of two- through seven-way stackable splices.

For kit component information see pg. 1.21 and 1.22.

3M™ MS2™ SPLICING KIT COMPONENTS

PRODUCT NUMBER	DESCRIPTION	4021-M2/36/NXG	4021-M2/36/TMK/NXG	4022-M2/NXG	4022-M2/TMK/NXG
4049	Rig container/pail				
4036-H	Tool holster				
4028A	Rig case	1	1	1	1
4036-25	Hand crimper	1	1		
4041-SH	Splice head holder				
4040	Splicing head assembly includes:	2 each	2 each	2 each	2 each
4041	Splicing head	2	2	2	2
Spare-Rigs/PED	Pedestal	2	2	2	2
Spare-Rigs	Traverse clamp assembly with long bar	2	2	2	2
Spare-Rigs	Head clamp	2	2	2	2
4041-P	Splicing head and "T" bar pedestal support				
4046 CST	Collapsible support tube	1		1	
4047	Pair test plug	1	1	1	1
4051	Wire insertion tool	1	1	1	1
4052T	Tester check comb	2	2	2	2
4053-PM	Separation tool	1	1	1	1
Spare-Rigs/STB	Short traverse bar	1	1	1	1
4045-SHSA	Universal splicing head support assembly				
4049-VTB	Variable traverse brace assembly				
Spare-Rigs	Head support pedestal				
4025	Support vise				
4035A	Strand clamp				
4044	Cross connect splicing head frame adapter				
Spare-Rigs	Head meeting screws for pedestal				
4005-DPM/BTP/JMP	Super-mate bottom test plug jumper assembly				
4005-DPM/36PTJ	Preterminated jumper assembly				
4270-A	Hand presser				
Spare-Rigs	Support tube assembly				
4041-2	Unilength hook	2	2	2	2
4041-RS	Rear spring holders	2	2	2	2
3M710-TMK10-A	Tool mount kit includes:		1 each		1 each
3M710-TMK10-A1	Base		1		1
3M710-TMK10-A2	Tool clamp kit		1		1
3M710-TMK10-A3	Swivel bar kit		1		1
3M710-TMK10-A4	Tube clamp		1		1
3M710-TMK10-A5	Vise kit		1		1
3M710-TMK10-A6	Swivel/knob		1		1
3M710-TMK10-A7	Tube/clamp kit		1		1
3M710-TMK10-A8	90° mount		1		1
Spare-Rigs	Allen wrench	2	1	2	1
Spare-Rigs/TSXA	Tube support extension	1		1	
Spare-Rigs	MS ² mod. splicing system instructions	1	1	1	1

NOTE: Kit components can be ordered separately

3M™ MS²™ SPLICING KIT COMPONENTS

PRODUCT NUMBER	DESCRIPTION	4045-K2/36/FL/NXG	4045-K/36/NXG	4049-NXG	4026-A
4049	Rig container/pail			1	
4036-H	Tool holster			1	
4028A	Rig case	1	1		
4036-25	Hand crimper	1	1	1	
4041-SH	Splice head holder			1	
4040	Splicing head assembly includes:				
4041	Splicing head				
Spare-Rigs/PED	Pedestal				
Spare-Rigs	Traverse clamp assembly with long bar				
Spare-Rigs	Head clamp				
4041-P	Splicing head and "T" bar pedestal support	2	1	1	
4046-CST	Collapsible support tube				
4047	Pair test plug	1	1	1	1
4051	Wire insertion tool	1	1	1	1
4052T	Tester check comb	2	1	1	
4053	Cover removal tool				1
Spare-Rigs/STB	Short traverse bar				
4045-SHSA	Universal splicing head support assembly	1	1		
4049-VTB	Variable traverse brace assembly			1	
Spare-Rigs	Head support pedestal				
4025	Support vise	1			
4035A	Strand clamp	1			
4044	Cross connect splicing head frame adapter	1			
Spare-Rigs	Head meeting screws for pedestal				
4005-DPM/BTP/JMP	Super-mate bottom test plug jumper assembly				2
4005-DPM/36PTJ	Preterminated jumper assembly				2
4270-A	Hand presser				1
4053-PM	Separation tool	1	1	1	1
Spare-Rigs	Support tube assembly				
4041-2	Unilength hook	2	1	1	
4041-RS	Rear spring holders	2	1	1	
3M710-TMK10-A	Tool mount kit includes:				
3M710-TMK10-A1	Base				
3M710-TMK10-A2	Tool clamp kit				
3M710-TMK10-A3	Swivel bar kit				
3M710-TMK10-A4	Tube clamp				
3M710-TMK10-A5	Vise kit				
3M710-TMK10-A6	Swivel/knob				
3M710-TMK10-A7	Tube/clamp kit				
3M710-TMK10-A8	90° mount				
Spare-Rigs	Allen wrench	1	1	1	
Spare-Rigs/TSXA	Tube support extension				
Spare-Rigs	MS ² mod. splicing system instructions	1	1	1	

NOTE: Kit components can be ordered separately



PRODUCT REFERRAL GENERATOR

Better Buried Closures
Tapes and Sealing

3M™ MS²™ SPLICING RIG ACCESSORIES

PRODUCT NUMBER/ PACKAGING INFO	DESCRIPTION
3M710-TMK10-A PKG. (LBS.): 1 EACH (16.50) MIN. ORDER: 1 EACH UPC: 051138-78481	Support Rig Allows flexibility in mounting applications for pedestals, racks, manholes, etc. Can be used with 3M710 and MS ² .
4025 PKG. (LBS.): 1 EACH (1.91) MIN. ORDER: 1 EACH UPC: 054007-26468	Support Vise Used to mount the 4040 splicing head assembly in tight situations.
4028A PKG.: 1 EACH MIN. ORDER: 1 EACH UPC: 051138-70971	Tool Box with Modified Tray Durable, easy to transport tool box with tray 66 x 29.2 x 28.2 cm (26 x 11.5 x 11.1) Cube: 9.8 kg. (21.7 lbs.) Ctn. size: 67.1 x 30 x 58.4 cm (26.4 x 11.8 x 23").
4030 PKG. (LBS.): 1 EACH (18.20) MIN. ORDER: 1 EACH UPC: 054007-30183	Air/Hydraulic Crimping Unit Designed for high-volume module termination and uses air or nitrogen supply. An air cylinder or compressor with output pressure of 5.37 kg/cm 21 (90-100 PSI) must be used. The unit is either hand- or foot-operated.
4031 PKG. (LBS.): 1 EACH (13.75) MIN. ORDER: 1 EACH UPC: 054007-30184	Hand/Hydraulic Crimping Unit Lightweight and hand-operated. When proper crimping pressure is reached, a bypass valve opens.
4035A PKG. (LBS.): 1 EACH (3.65) MIN. ORDER: 1 EACH UPC: 054007-31917	Strand Clamp Designed to hold a 4041-P splicing head in aerial splicing applications. Anchored to the suspension strand, the strand clamps behind and below the splice bundle and can be used with strands from 5 mm (3/16") diameter to 10 mm (3/8").
4036-25 PKG. (LBS.): 1 EACH (9.00) MIN. ORDER: 1 EACH UPC: 054007-92843	Hand Crimper A self-contained, pistol-gripped crimper designed to crimp MS ² modules in the 4041 splicing head.
4039 PKG. (LBS.): 144 EACH (3.50) MIN. ORDER: 144 EACH UPC: 054007-57516	Marking Pen Use the 4039 marking pen for permanent marking for MS ² modules for easy identification at a later date.
4040 PKG. (LBS.): 1 EACH (6.50) MIN. ORDER: 1 EACH UPC: 054007-27822	Splicing Head Assembly Contains a splicing head, a pedestal, a traverse clamp assembly with a long bar, and a head clamp for use with two-man fold-back splicing.
4041-SH PKG. (LBS.): 1 EACH (7.00) MIN. ORDER: 1 EACH UPC: 054007-92955	Splicing Head Holder For use with MS ² splicing head.



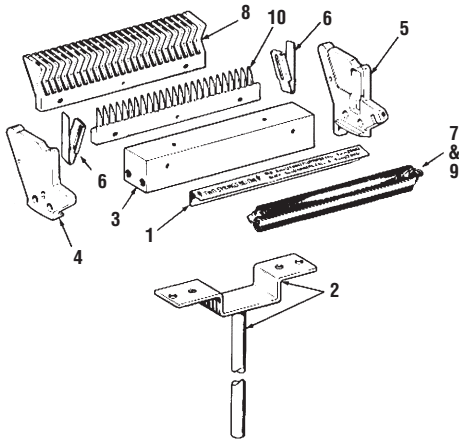
3M™ MS²™ SPLICING RIG ACCESSORIES



PRODUCT NUMBER/ PACKAGING INFO	DESCRIPTION
4041SPL PKG. (LBS.): 1 EACH (2.80) MIN. ORDER: 1 EACH UPC: 054007-27823	Splicing Head The standard MS ² splicing head without any support components.
4041-P PKG. (LBS.): 1 EACH (3.69) MIN. ORDER: 1 EACH UPC: 054007-30266	Splicing Head with "T" Bar Pedestal MS ² splicing head and "T" Bar support for use with the MS ² system.
4045-SHSA PKG. (LBS.): 1 EACH (6.50) MIN. ORDER: 1 EACH UPC: 054007-30219	Universal Splicing Head Support Assembly Designed to hold an MS ² splicing head so it can be used in all applications.
4046-CST PKG. (LBS.): 1 EACH (7.00) MIN. ORDER: 1 EACH UPC: 054007-17626	Collapsible Support Tube Collapsible for easy transport and set up.
4047 PKG. (LBS.): 10 EACH (2.29) MIN. ORDER: 10 EACH UPC: 054007-30220	Pair Test Plug A module probe which permits one-pair checking without damaging wire insulation. The prongs fit the test entry port of all MS ² modules. The cord permits easy connection to a talk block or test set.
4051 PKG. (LBS.): 10 EACH (1.55) MIN. ORDER: 10 EACH UPC: 054007-31137	Wire Insertion and Cut-off Tool Used to terminate individual conductors on MS ² modules.
4052T PKG. (LBS.): 10 EACH (1.40) MIN. ORDER: 10 EACH UPC: 054007-33796	Check Comb Minimizes the risk of wiring errors by double-checking tip and ring placement prior to crimping.
4053 PKG. (LBS.): 10 EACH (1.40) MIN. ORDER: 10 EACH UPC: 054007-30185	Cover Removal Tool Recommended for removing either bases or covers from 25-pair 3M™ MS ² ™ super-mini and super-mate modules.
4053-PM PKG. (LBS.): 1 EACH (1.30) MIN. ORDER: 1 EACH UPC: 054007-34404	Separation Tool The only recommended tool to separate 4005-DPM/TR modules from any other module. Note: The 4053 cover removal tool cannot be used to separate DPM modules.
4270-A PKG. (LBS.): 1 EACH (2.90) MIN. ORDER: 1 EACH UPC: 054007-71280	Hand Presser Used to plug up to seven super-mate modules together.

3M™ MS²™ SPLICING RIG SPARE PARTS

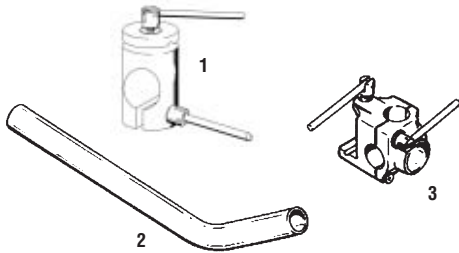
MS² SPLICING HEAD 4041P



#	PRODUCT NUMBER	DESCRIPTION	PKG. (LBS.)	MIN. ORDER	UPC 054007-
1	Spare-Rigs/HTP	Head tape plate	1 each (1.00)	1 each	26479
2	Spare-Rigs/PED	Pedestal	1 each (1.00)	1 each	26478
3	Spare-Rigs/SHB	Splice head body	1 each (1.00)	1 each	26289
4	Spare-Rigs/SHLP	Splice head side plate - left hand	1 each (1.00)	1 each	26860
5	Spare-Rigs/SHRP	Splice head side plate - right hand	1 each (1.00)	1 each	26861
6	Spare-Rigs/SHLS	Splicing head leaf spring universal	1 each (1.00)	1 each	75718*
7	Spare-Rigs/SWR	Spring wire retainer 20-24, 26-28 gauge (blue/brown)	1 each (0.25)	1 each	26476
8	Spare-Rigs/WGK	Wire guide kit	1 each (0.25)	1 each	17636
9	Spare-Rigs/WRA 2226	Spring wire retainer assy. 22-26 gauge (red/black)	1 each (1.00)	1 each	26480
10	Spare-Rigs/WSK kit	Wire separator	1 each (1.00)	1 each	26481

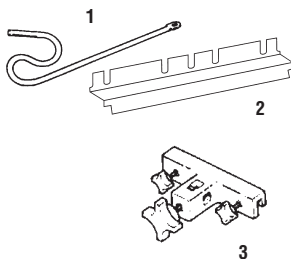
*UPC prefix 051138-

MS² UNIVERSAL SPLICING HEAD SUPPORT ASSEMBLY 4045



#	PRODUCT NUMBER	DESCRIPTION	PKG. (LBS.)	MIN. ORDER	UPC 054007-
1	4045-HCA	Universal head clamp assembly	1 each (1.50)	1 each	26332
2	4045-ST	Universal support tube	1 each (1.00)	1 each	26333
3	4045-VA	Vise final assembly	1 each (3.00)	1 each	26331

ACCESSORIES




#	PRODUCT NUMBER	DESCRIPTION	PKG. (LBS.)	MIN. ORDER	UPC 054007-
1	4041-2	.05 m (2") Unilength hook	1 each (2.55)	1 each	63857
2	4041-RS	Rear spring holder	1 each	1 each	68203
3	4025	Support vise	1 each (1.91)	1 each	26468

SPARE PARTS

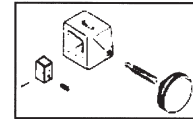
3M™ MS™ SPLICING RIG

#	PRODUCT NUMBER	DESCRIPTION	PKG. (LBS.)	MIN. ORDER	UPC 054007-
1	Spare-Rigs/24CS	60.9 cm (24") cable strap	1 each (1.00)	1 each	26287
2	Spare-Rigs/CA	Clamp assembly	1 each (1.00)	1 each	18248*
3	Spare-Rigs/HKCA	Hand knob clamp assembly	1 each (1.00)	1 each	26284
4	Spare-Rigs/PS	Splicing pedestal stand	1 each (21.00)	1 each	63854
5	Spare-Rigs/STB	Short traverse bar	1 each (1.00)	1 each	26288
6	Spare-Rigs/STS	Support tube stand (two per set)	1 each (21.00)	1 each	63852
7	Spare-Rigs/TSXA	Tube support extension assembly	1 each (1.00)	1 each	26330
8	4046-STNC	Collapsible support tube without clamps	1 each (3.00)	1 each	92825
9	Spare-Rigs/TC	Traverse clamp assembly	1 each (1.00)	1 each	26283
10	Spare-Rigs/LTB	Long traverse bar	1 each (1.10)	1 each	26285
11	4049-0 (not pictured)	Organizer w/ bucket and lid (no tools)	1 each (6.00)	1 each	92718
12	4049-NC (not pictured)	Lite rig w/o crimper	1 each (15.00)	1 each	92956
13	4041-SH	Splicing head holder for 4049 rig	1 each (7.00)	1 each	92955
14	4049-VTB	Variable traverse brace	1 each (1.00)	1 each	26467
15	4036-H (not pictured)	Tool holster	1 each (1.08)	1 each	92717

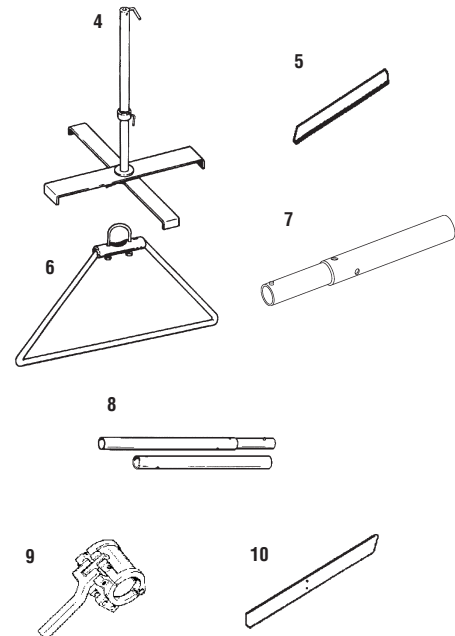
*UPC prefix 051115-



(Assembly) 2




(Assembly) 3



3M™ MS²™ 10-PAIR SPLICING SYSTEM

Multi-pair splicing; full wire range

MS² 10-pair super-mini splicing modules provide the reliability of MS² modular system splicing, plus the efficiency of multi-pair splicing in 10-pair units. This virtually eliminates the need to strip or trim any of the individual pairs, saving time and simplifying the process.



For added convenience and efficiency, all MS² super-mini modules accept 0.35 mm - 0.9 mm (26-19 AWG) solid copper up to a maximum insulation outside diameter of 1.8 mm (0.70) PIC, pulp and paper-insulated conductors.

Gas-tight connections

MS² 10-pair super-mini modules feature an array of U-shaped, phosphor-bronze contacts and stainless steel cut-off blades. As a module is crimped, each contact strips the insulation from the positioned wire and securely grips the conductor. During this crimping operation, the cut-off blades inside each module trim the excess wire.

A single crimp completes a gas-tight connection on all pairs in the module.

Super-Mini Splicing Module 9700-10/TR

DESCRIPTION: 100 COVERS, 100 BASES & 100 BODIES/BOX
PKG.: 1000 EACH MIN. ORDER: 1000 EACH UPC: 051115-15751


The 9700-10/TR module provides for two-wire straight splicing. Like all super-mini modules, the 9700-10 module is designed so that wire gauges and insulation types may be mixed in the module.



Super-Mini Splicing Module Encapsulant 9700-10G/TR

DESCRIPTION: ENCAPSULATED TRANSPARENT 100 COVERS, 100 BASES & 100 BODIES/BOX
PKG.: 1000 EACH MIN. ORDER: 1000 EACH UPC: 051138-88448


Encapsulated super-mini module for protection against humidity and condensation.



Super Mate Pluggable Module 9705-10/TR

DESCRIPTION: 100 BODIES & 100 COVERS
PKG.: 100 EACH MIN. ORDER: 100 COVERS

The 9705-10/TR super mate pluggable module is designed for two or three wire joints. The module can be plugged on the top of the 9700-10/TR splicing module or the 9708-10/TR super mini half tap module. It can also be plugged on the top or bottom of another 9705-10/TR module.




Super-Mini Half-Tap Module 9708-10/TR

DESCRIPTION: 100 COVERS, 100 BASES & 100 BODIES/BOX
PKG.: 1000 EACH MIN. ORDER: 1000 EACH UPC: 051138-89438

The 9708-10 super-mini module is similar to the 9700-10 module, except that the cut-off blades have been eliminated from the bottom of the modules. This allows the through wires to be half-tapped without cutting the conductors. The wires in the base are electrically connected, but are not cut off.



3M™ MS²™ 10-PAIR SPLICING SYSTEM



Super-Mini Half-Tap Module Encapsulant 9708-10G/TR

PKG. (LBS.): 1000 EACH MIN ORDER: 1000 EACH UPC: 051138-87026

The 9708-10G/TR is similar to the 9700-10G/TR module, except that the cut-off blades have been eliminated from the bottom of the modules. This allows the through wires to be half-tapped without cutting the conductors. The wires in the base are electrically connected, but are not cut off.

9777-S Sealant Box

PKG. (LBS.): 100 EACH MIN ORDER: 100 EACH UPC: 051138-70654

The 9777-S Sealant box is designed to be used with one 9700-10/TR Super Mini Module. It provides moisture protection in PIC applications.



Lightweight Rig 9755-10

PKG.: 1 EACH MIN. ORDER: 1 EACH UPC: 05115-18051



Removal Tool 9753-PM

PKG.: 1 EACH MIN. ORDER: 1 EACH UPC: 05115-19073

ADDITIONAL 3M™ MS²™ 10 PAIR SPLICING SYSTEM COMPONENTS

STOCK NUMBER	PRODUCT NUMBER	DESCRIPTION
80610023758	4047	PAIR TEST PLUG
80610072557	4051	SUPER MINI MODULE WIRE INSERT AND CUTOFF TOOL
80610415350	4270-A	HAND PRESSER
80611314743	9741	10/25 SPLICE HEAD
DE610056587	9752-10	CHECK COMB
DE010015316	9756H-10	LIGHT WEIGHT HAND CRIMPER (HYDRAULIC)
DE713008162	9758-10	LIGHT WEIGHT SPLICING HEAD
DE610056652	9778-C	HALF TAP COVER

3M™ 710 Splicing System for Dry or Filled Applications



APPLICATIONS:

- Aerial closures
- Underground/vault closures
- Direct buried closures
- Encapsulated closures
- Building distribution systems
- Central office/main frame distribution

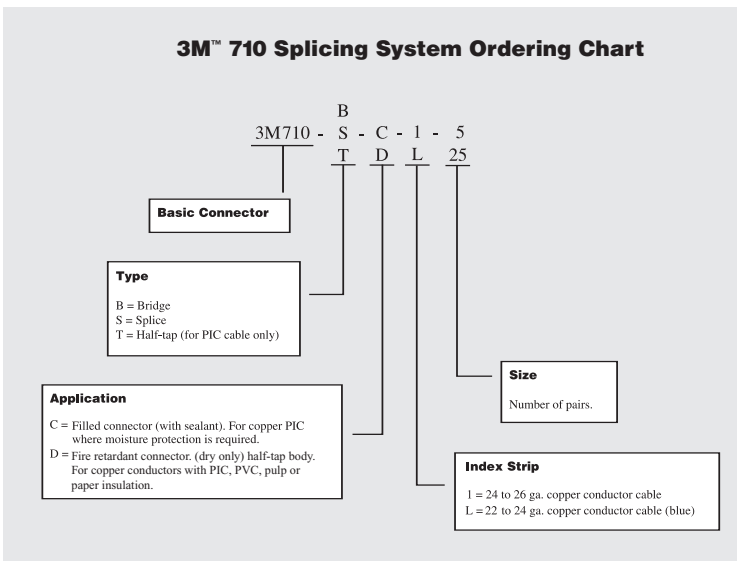
Modules are available for straight, half-tap and bridge splicing

Several splice module configurations allow multiple options when designing a communications system. Straight connectors permit the joining of conductors when making a straight splice. Half-tap modules permit the joining of two cables but can also be used for rearranging and transferring cables without interruption of service while bridge modules are used in conjunction with either straight or half-tap connectors.

Modules may be used to splice 26 to 22 AWG conductors

Multiple pairs (5 or 25) of PIC, PVC, pulp or paper-insulated, copper conductors are quickly and easily spliced at one time. 3M 710 connectors may be used to splice conductors ranging in size between 0.65 mm to 0.40 mm (26 to 22 AWG).

- All 3M 710 modules are manufactured from flame retardant plastic.
- All 3M 710 modules are available either dry or filled.



26/22 gauge (0.65 - 0.40 mm) connectors are standard. *3M™ Scotchlok™ Connectors UY2 recommended for 19 AWG (0.9 mm) solid polypropylene insulated conductors.



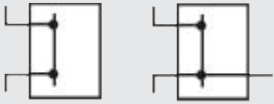









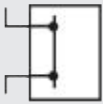









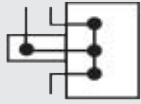




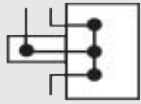




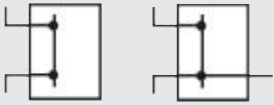













PRODUCT REFERRAL GENERATOR

Better Buried Closures
SLiC™ Aerial Closures

Vault and Riser Closures
Foam-Sealed Closures

3M™ 710 SPLICING SYSTEM

SPLICER'S GUIDE

TYPE OF SPLICE	CONNECTOR CODE	CONNECTOR DIAGRAM			GAUGE RANGE
		CAP	MODULE	INDEX	
Straight or Half-Tap Dry PIC or pulp insulation with copper conductor 	3M710-SD1-5 Standard gauge				26 - 22
	3M710-SD1-25 Standard gauge				26 - 22
	3M710-SDL-25 Large gauge				24 - 22
Straight Only Filled PIC insulation with copper conductor 	3M710-SC1-5 Standard gauge				26 - 22
	3M710-SC1-25 Standard gauge				26 - 24
	3M710-SCL-25 Large gauge				24 - 22
Bridge Dry PIC or pulp insulation with copper conductor 	3M710-BD1-5			—	26 - 22
	3M710-BD1-25			—	26 - 22
Bridge Filled PIC insulation with copper conductor 	3M710-BC1-5			—	26 - 22
	3M710-BC1-25			—	26 - 22
Straight or Half-Tap Filled PIC insulation with copper conductor 	3M710-TC1-5 Standard gauge				26 - 22
	3M710-TC1-25 Standard gauge				26 - 24
	3M710-TCL-25 Large gauge				24 - 22
Cap Dry	3M710-CD1-25		—	—	26 - 22
Cap Filled	3M710-CC1-25		—	—	26 - 22
Index Dry	3M710-ID1-25 Standard gauge	—	—		24 - 26
	3M710-IDL-25 Large gauge	—	—		24 - 22

Recommend use of 3M™ Scotchlok™ Connectors on 19-gauge conductors.


Index Color Schematic:
 Gray = Standard gauge
 Blue = Large gauge

ORDERING INFORMATION

3M™ 710 SPLICING SYSTEM

PRODUCT NUMBER	DESCRIPTION	GAUGE MM (IN.)	PKG. (LBS.)	MIN. ORDER	UPC 051138-
25-Pair Straight-only Modular Splice Connectors					
Straight-only splice connectors permit the joining of conductors, 25 pairs at a time, in a communication distribution system.					
3M710-SC1-25	Splice module, full skirt body, standard index strip, cap - encap.	26-24 gauge, 0.51*/0.40 (0.026/0.016)	384 each (34.36)	384 each	78470
3M710-SCL-25	Splice module, full skirt body, 22 ga. index strip, cap - encap.	24-22 gauge 0.65*/0.51 (0.035/0.020)	384 each (35.35)	384 each	78472
25-Pair Straight/Half-Tap Modular Splice Connectors					
Straight/half-tap splice connectors permit the joining of two cables, 25 pairs at a time. They may also be used for rearranging and transferring cable without interrupting service.					
3M710-SD1-25	Splice module, half-tap body, standard index strip, cap - dry	26-24 gauge, 0.51/0.40 (0.026/0.016)	384 each (31.57)	384 each	78475
3M710-SDL-25	Splice module, half-tap body, 22 ga. index strip, cap - dry	24-22 gauge, 0.65*/0.51 (0.035/0.020)	384 each (30.88)	384 each	77092
3M710-TC1-25	Splice module, half-tap body, standard index strip, cap - encap.	26-24 gauge, 0.51/0.40 (0.026/0.016)	384 each (35.36)	384 each	78478
3M710-TCL-25	Splice module, half-tap body, 22 ga. index strip, cap - encap.	24-22 gauge, 0.65*/0.51 (0.035/0.020)	384 each (34.09)	384 each	78480
25-Pair Bridge Splice Connectors					
Bridge connectors are used in conjunction with either straight-only connectors or straight/half-tap connectors to permit pluggable 3-way splices, 25 pairs at a time.					
3M710-BC1-25	Bridge module, bridge body, solid cap - encap.	26-22 gauge, 0.65*/0.40 (0.035/0.016)	384 each (40.00)	384 each	78452
3M710-BD1-25	Bridge module, bridge body, solid cap - dry	26-22 gauge, 0.65*/0.40 (0.035/0.016)	384 each (40.00)	384 each	78456
25-Pair Caps					
Caps are used as a replacement item for the 3M710 25-pair modular splicing system.					
3M710-CC1-25	Cap - encap., gray	26-22 gauge, 0.65*/0.40 (0.035/0.016)	100 each (23.60)	100 each	78461
3M710-CD1-25	Cap - dry, gray	26-22 gauge, 0.65*/0.51 (0.035/0.016)	100 each (23.60)	100 each	77602
25-Pair Index Strips					
Index strips are used as a replacement item for the 25-pair modular splicing system.					
3M710-ID1-25	Gray index strip, standard, color-coded	26-24 gauge, 0.51/0.40 (0.026/0.016)	100 each (25.95)	100 each	78467
3M710-IDL-25	Blue index strip, 22 ga., color-coded	24-22 gauge, 0.65/0.51 (0.035/0.016)	100 each (25.95)	100 each	77073
25-Pair Filler Strips					
Filler Strips are used with dry 3M710 models in an encapsulated splice to give additional protection to the 3M710 splice module by covering and sealing the bridge module port section of the module.					
3M710-FS-25	Filler strip	N/A	800 each (41.9)	800 each	78465
5-Pair Straight-only Modular Splice Connectors					
Straight-only splice connectors permit the joining of conductors, 5 pairs at a time, in a communication distribution system.					
3M710-SC1-5	Splice module, full skirt body, standard index strip, cap - encap.	26-22 gauge, 0.65*/0.40 (0.026/0.016)	100 each (22.41)	100 each	78471
5-Pair Straight/Half-Tap Modular Splice Connectors					
Straight/half-tap splice connectors permit the joining of two cables, 5 pairs at a time. They may also be used for rearranging and transferring cable without interrupting service.					
3M710-SD1-5	Splice module, half-tap body, standard index strip, cap - dry	26-22 gauge, 0.65*/0.40 (0.026/0.016)	100 each (19.49)	100 each	78476
3M710-TC1-5	Splice module, half-tap body, standard index strip, cap - encap.	26-22 gauge, 0.65*/0.40 (0.026/0.016)	100 each (22.13)	100 each	78479
5-Pair Bridge Splice Connectors					
Bridge connectors are used in conjunction with either straight-only connectors or straight/half-tap connectors to permit pluggable 3-way splices, 5 pairs at a time.					
3M710-BC1-5	Bridge module, bridge body, cap - encap.	26-22 gauge, 0.65*/0.40 (0.035/0.016)	100 each (17.78)	100 each	78453
3M710-BD1-5	Bridge module, bridge body, cap - dry	26-22 gauge, 0.65*/0.40 (0.035/0.016)	100 each (15.28)	100 each	78457

3M™ 710 Splicing Rig Tools and Accessories





Part of the 710 Splicing System

3M's 710 splicing modules have been used worldwide for over 30 years to create high quality splices in copper conductor cable. The 710 system includes splicing modules (including half-tap, straight and bridge connectors), tools, supplies and replacement parts. Used for splicing 26 to 22 AWG conductors, 710 modules contain an IDC (insulation displacement connection) technology designed to provide a gas-tight connection. The modules are available either dry or filled, use only a minimum amount of metal component parts and can easily be reopened for maintenance without loss of customer service.

3M™ 710 SPLICING RIG TOOLS AND ACCESSORIES

PRODUCT NUMBER/ PACKAGING INFO	DESCRIPTION
3M710-AP100 PKG. (LBS.): 1 EACH (2.60) MIN. ORDER: 1 EACH UPC: 051138-78262	“L” Mounting Rods with Support Clamp
3M710-GHK PKG. (LBS.): 10 EACH (1.00) MIN. ORDER: 10 EACH UPC: 051115-15687	Group Holder Kit for 3M710 25-Pair Splicing Rig
3M710-HTK05A PKG. (LBS.): 1 EACH (10.00) MIN. ORDER: 1 EACH UPC: 051138-78281	5-Pair Hand Presser Tool Kit with 5- and 25-Pair Connector Holders and Plastic Case
3M710-HT05A PKG. (LBS.): 1 EACH (2.30) MIN. ORDER: 1 EACH UPC: 051138-78277	5-Pair Hand Presser Tool Kit with 5- and 25-Pair Connector Holders
3M710-HT05B PKG. (LBS.): 1 EACH (0.40) MIN. ORDER: 1 EACH UPC: 051138-78279	5-Pair Connector Holder for 5-Pair Hand Presser Tool
3M710-HT05D PKG. (LBS.): 1 EACH (0.80) MIN. ORDER: 1 EACH UPC: 051138-78280	25-Pair Connector Holder for 5-Pair Hand Presser Tool
3M710-HMK05A PKG. (LBS.): 1 EACH (0.50) MIN. ORDER: 1 EACH UPC: 051138-78275	5-Pair Hand Presser Tool Maintenance Kit with 945A Spare Parts
3M710-AP105-05 PKG. (LBS.): 5 EACH (0.16) MIN. ORDER: 5 EACH UPC: 051138-78265	5-Pair Cutter Blades (5 pack)
3M710-UTK25A PKG. (LBS.): 1 EACH (14.50) MIN. ORDER: 1 EACH UPC: 051138-78396	25-Pair Unipresser Tool Kit with Module Supports and Plastic Case
3M710-UT25A PKG. (LBS.): 1 EACH (7.40) MIN. ORDER: 1 EACH UPC: 051138-78291	25-Pair Unipresser Tool Only with Module Supports Improved features for better performance and ruggedness.




3M™ 710 SPLICING RIG TOOLS AND ACCESSORIES




3M710-UMK25A
 PKG. (LBS.): 1 EACH (1.40)
 MIN. ORDER: 1 EACH
 UPC: 051138-78392

DESCRIPTION
25-Pair Unipresser Tool Maintenance Kit



3M710-AP105-25-S
 PKG.: 5 EACH
 MIN. ORDER: 5 EACH
 UPC: 051115-14582

25-Pair Cutter Blades (5 pack)
 Improved for straight consistent cuts.



3M710-AP105-25-SH
 PKG.: 1 EACH
 MIN. ORDER: 1 EACH
 UPC: 051115-14735

Steel Blade Holder
 Protective metal holder for improved strength.
 Blade not included.



3M710-AP106-25
 PKG. (LBS.): 5 EACH (0.10)
 MIN. ORDER: 5 EACH
 UPC: 051138-78268

25-Pair Bridge Supports (5 pack)
 Helps ensure proper wire insertion and cut-off location.



3M710-AP107-25
 PKG. (LBS.): 5 EACH (0.50)
 MIN. ORDER: 5 EACH
 UPC: 051138-78269

25-Pair Bottomless Splice Supports (5 pack)



3M710-AP120
 PKG. (LBS.): 5 EACH (0.40)
 MIN. ORDER: 5 EACH
 UPC: 051138-78270

Test Leads (5 pack)
 For testing one conductor pair at a time through bridge access ports on all 710 modules.



3M710-MCG-25
 PKG. (LBS.): 100 EACH (3.00)
 MIN. ORDER: 100 EACH
 UPC: 051138-77079

Bridge Connector Cover Top (clear)



3M710-CCT10
 PKG. (LBS.): 20 EACH (0.05)
 MIN. ORDER: 20 EACH
 UPC: 051138-87426

Wire Cut-off Tool
 For cutting off through-conductor wires that will no longer be used after half-tapping. All wires are cut individually in a single operation to eliminate the possibility of shorting and interrupting service.



3M710-CRT10
 PKG. (LBS.): 1 EACH (0.90)
 MIN. ORDER: 1 EACH
 UPC: 051138-78274

Cap Removal Tool
 For removal of caps from connector modules to rearrange pairs or perform maintenance wire work.

3M™ 710 SPLICING RIG TOOLS AND ACCESSORIES

PRODUCT NUMBER/ PACKAGING INFO	DESCRIPTION
3M710-HTC-25 PKG. (LBS.): 800 EACH (30.10) MIN. ORDER: 800 EACH UPC: 051138-78466	25-Pair Half-Tap Connector Cover (blue) Used to cover and seal the removed half-tap cable pairs following the cutting operation with the conductor wire cut-off tool.
3M710-ICT10 PKG. (LBS.): 1 EACH (0.50) MIN. ORDER: 1 EACH UPC: 051138-77531	Insertion Cutting Tool For cutting and terminating one conductor pair at a time in a 710 connector module. This facilitates rearrangement of the modular splice when space is limited or for individual pair maintenance.
3M710-BSP PKG. (LBS.): 1 EACH (3.0) MIN. ORDER: 1 EACH UPC: 051115-18604	Bridge to Splice Presser Tool For insertion and pressing of 710 bridge connector modules into half-tap or straight splice connector modules.
3M710-BRT10A PKG. (LBS.): 1 EACH (0.70) MIN. ORDER: 1 EACH UPC: 051138-78458	Bridge Removal Tool For removing bridge connectors from the connector module.
3M710-TPK10 PKG. (LBS.): 1 EACH (8.32) MIN. ORDER: 1 EACH UPC: 051138-78491	Tripod Tool Mount Kit A one-piece telescoping tripod used for floor supporting splicing tools. Can be used with 710 and MS ² Rigs.
3M710-TMK10-A PKG. (LBS.): 1 EACH (18.26) MIN. ORDER: 1 EACH UPC: 051138-78481	Tool Mounting Kit A multi-piece set designed to mount and support all splicing tools on splicers boxes, pedestals or racking. Can be used with 710 and MS ² Rigs.
3M710-TMK10-A1 PKG. (LBS.): 1 EACH (1.26) MIN. ORDER: 1 EACH UPC: 051138-78482	Base
3M710-TMK10-A2 PKG. (LBS.): 1 EACH (1.26) MIN. ORDER: 1 EACH UPC: 051138-78483	Tool Clamp
3M710-TMK10-A3 PKG. (LBS.): 1 EACH (2.02) MIN. ORDER: 1 EACH UPC: 051138-78484	Swivel Bar



3M™ 710 SPLICING RIG TOOLS AND ACCESSORIES



3M710-TMK10-A4
 PKG. (LBS.): 1 EACH (1.95)
 MIN. ORDER: 1 EACH
 UPC: 051138-78485

Tube Clamp



3M710-TMK10-A5
 PKG. (LBS.): 1 EACH (4.40)
 MIN. ORDER: 1 EACH
 UPC: 051138-78486

Vise Clamp



3M710-TMK10-A6
 PKG. (LBS.): 1 EACH (2.95)
 MIN. ORDER: 1 EACH
 UPC: 051138-78487

Swivel/Knob



3M710-TMK10-A7
 PKG. (LBS.): 1 EACH (2.50)
 MIN. ORDER: 1 EACH
 UPC: 051138-78488

Tube/Tool Clamp



3M710-TMK10-A8
 PKG. (LBS.): 1 EACH (1.36)
 MIN. ORDER: 1 EACH
 UPC: 051138-78489

90° Mount

3M Solutions Tool

The solutions tool is designed to show you the breadth of the 3M product line and allow you to drill into specific categories to identify solutions.

To use this free Internet support tool, visit: <http://www.3M.com/Telecom>.

3M, Armorcast, Crimplok, Dynatel, Fibrlok, ID3000, MS², Scotchcast, ScotchCode, Scotchfil, Scotch-Grip, Scotchkote, Scotchlite, Scotchlok, Scotchrap, SLiC, Tartan, VF-45 and Volition are trademarks of 3M Company. Scotch is a registered trademark of 3M Company.

All other trademarks used herein are the properties of their respective owners.

Many of the products in this catalog are certified as compliant with RoHS standards. For a complete and updated listing of specific RoHS-compliant products, refer to the 3M Communications Technology website at www.3M.com/ROHS.

Important Notice

Before using this product, you must evaluate it and determine if it is suitable for your intended application. You assume all risks and liability associated with such use.

Warranty; Limited Remedy; Limited Liability.

3M's product warranty is stated in its Product Literature available upon request. **3M MAKES NO OTHER WARRANTIES INCLUDING, BUT NOT LIMITED TO, ANY IMPLIED WARRANTY OF MERCHANTABILITY OR FITNESS FOR A PARTICULAR PURPOSE.** If this product is defective within the warranty period stated above, your exclusive remedy shall be, at 3M's option, to replace or repair the 3M product or refund the purchase price of the 3M product. Except where prohibited by law, 3M will not be liable for any indirect, special, incidental or consequential loss or damage arising from this 3M product, regardless of the legal theory asserted.