

**Model: SCT Series**


## Spring Clamp Terminals for Initiators, Actuators, and Motors








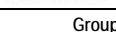

### Description

3 and 4 wired elements such as motors, sensors, actuators and initiators are commonly used in industry. The multi level terminal blocks (SCT 3, SCT 3E) are designed and developed to meet the demanding requirements of 3 or 4 wire applications. Signal, power and ground can be connected on a single, compact 6mm width terminal block

Multi level terminal blocks:

- Make wiring more practical
- Reduce the installation costs and speed the wiring.
- Provide individual cross connections for each layer. They are used at the edge of sensor terminal blocks
- Provide definitive identification of positive, negative and ground connections with the help of internationally accepted colors for the related layers. Because of this property, they minimize wiring mistakes and speed wiring
- Are ideal for limited spaces because of their compact designs.



	SCT3			SCT3E		
<b>Electrical ratings</b>						
Voltage/Current/Cross section	600V~/26A/2.5mm <sup>2</sup>			600V~/26A/2.5mm <sup>2</sup>		
UL/cUL	600V~/26A			600V~/26A		
Insulation stripping length	10mm			10mm		
<b>Connection Data</b>						
Solid Strand, Screw Connection	0.75-2.5mm <sup>2</sup>			0.75-2.5mm <sup>2</sup>		
Fine Strand, Screw Connection	0.75-2.5mm <sup>2</sup>			0.75-2.5mm <sup>2</sup>		
AWG Conductor	22.....12			22.....12		
<b>Ordering Data</b>	Cat. No	Qty		Cat. No	Qty	
Poliammide 6.6	SCT3BEIGE	20		SCT3EBEIGE	20	
<b>Mounting Rails</b>	Type	Cat. No	Qty	Type	Cat. No	Qty
MR 35 X 7.5 Slotted	Slotted	ERS35	1m	Slotted	ERS35	1m
MR 35 X 15 Slotted	Slotted	ERS35-HPP	1m	Slotted	ERS35-HPP	1m
						
ERS35						
						
ERS35-HPP						
<b>End Bracket</b>	Cat. No	Qty		Cat. No	Qty	
 ES1	ES4BEIGE	100		ES4BEIGE	100	
For 35mm Din						
<b>End Plate</b>						
Thickness 1.5mm EP Poliammide 6.6	EP SCT3BEIGE	10		EP SCT3EBEIGE	10	
						
<b>Cross-Connection</b>						
	CCS2.5/2	25		CCS2.5/2	25	
	CCS2.5/3	20		CCS2.5/3	20	
	CCS2.5/4	15		CCS2.5/4	15	
	CCS2.5/10	5		CCS2.5/10	5	
<b>Group Marking</b>						
 GM	GMBEIGE	50		GMBEIGE	50	