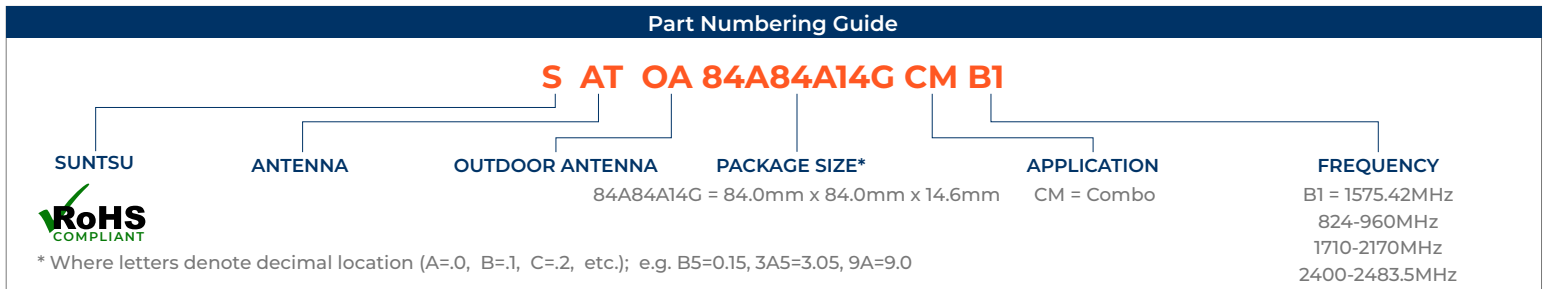


Features
<ul style="list-style-type: none"> • GPS, GSM & WIFI • Outdoor Antenna • Stable And Reliable Performance • 1575.42MHz, 824-960MHz, 1710-2170MHz & 2400-2483.5MHz

Applications
<ul style="list-style-type: none"> • Vehicle Tracking • Asset Tracking • GPS Navigation • Machine To Machine Communication



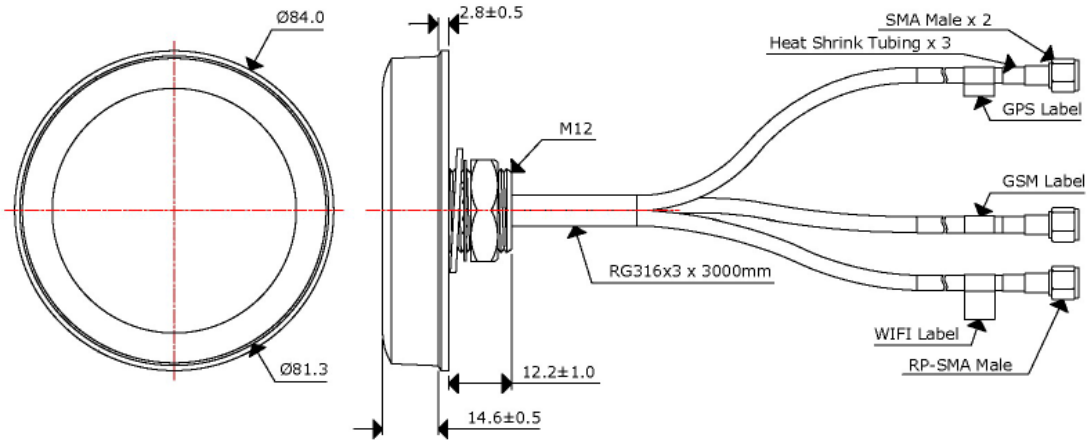
Electrical Parameters (GPS)	Units	Minimum	Typical	Maximum	Remarks
Frequency Band	MHz		1575.42		
Impedance	Ω		50		
Polarization			RHCP		
Peak Gain	dBi		2		For Dielectric Antenna
VSWR				1.5	For Dielectric Antenna
Peak Gain	dBi		28		For LNA Antenna
VSWR				2	For LNA Antenna
Operating Temperature	°C	-40		85	

Electrical Parameters (GSM)	Units	Minimum	Typical	Maximum	Remarks
Frequency Band	MHz	824		960	
Impedance	Ω		50		
Polarization			Linear		
Peak Gain	dBi		2		At Center Frequency
VSWR				2	At Center Frequency
Operating Temperature	C	-40		85	
Frequency Band	MHz	1710		2170	
Impedance	Ω		50		
Polarization			Linear		
Peak Gain	dBi		2		At Center Frequency
VSWR				2	At Center Frequency
Operating Temperature	°C	-40		85	

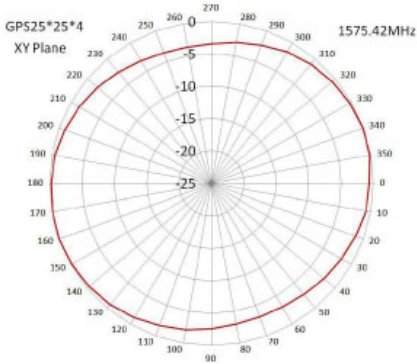
Electrical Parameters (WiFi)	Units	Minimum	Typical	Maximum	Remarks
Frequency Band	MHz	2400		2483.5	
Impedance	Ω		50		
Polarization			Linear		
Peak Gain	dBi		3		At Center Frequency
VSWR				2	At Center Frequency
Operating Temperature	$^{\circ}\text{C}$	-40		85	

Outline Drawing

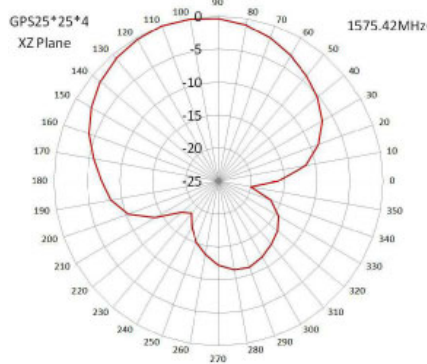
All dimensions are in millimeters (mm) unless otherwise noted. Drawings are not to scale.



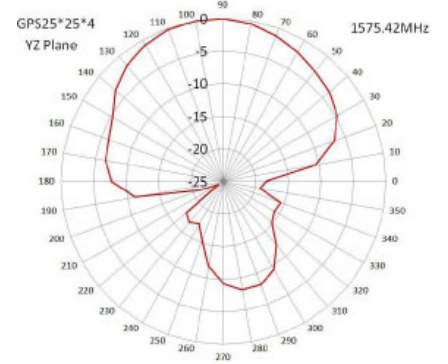
Radiation Pattern (GPS XY)



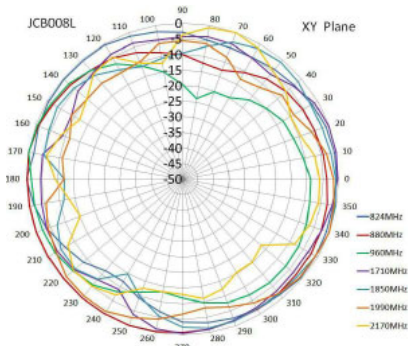
Radiation Pattern (GPS XZ)



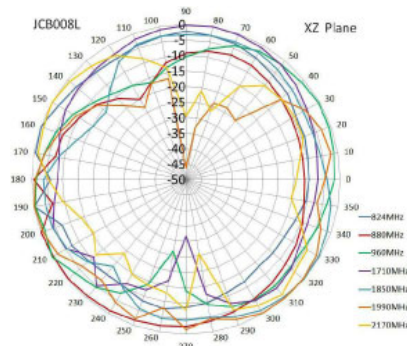
Radiation Pattern (GPS YZ)



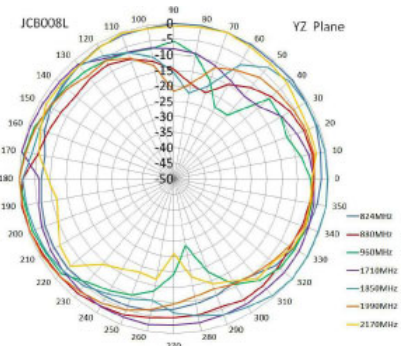
Radiation Pattern (GSM XY)



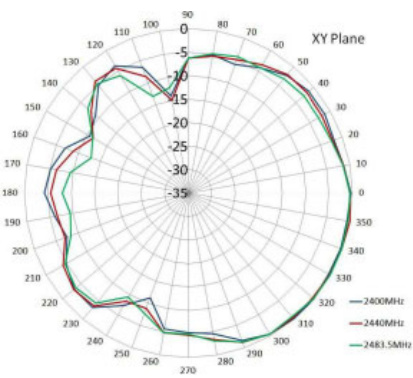
Radiation Pattern (GSM XZ)



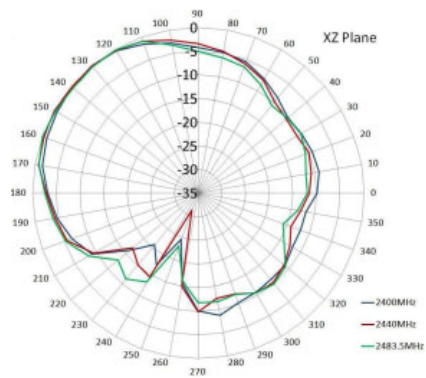
Radiation Pattern (GSM YZ)



Radiation Pattern (WiFi XY)



Radiation Pattern (WiFi XZ)



Radiation Pattern (WiFi YZ)

