

# SMD Power Inductor

## 0410CDMCC/DS



### Description

- Metal compound molding type construction
- Magnetically shielded
- Low audible core noise
- Suitable for large current
- LxWxH:4.75x4.45x1.0mm Max.
- Product weight: 0.098g (Ref.)
- Moisture Sensitivity Level: 1



### Environmental Data

- Operating temperature range: -55°C~+125°C (including coil's self temperature rise)
- Storage temperature range: -55°C~+125°C

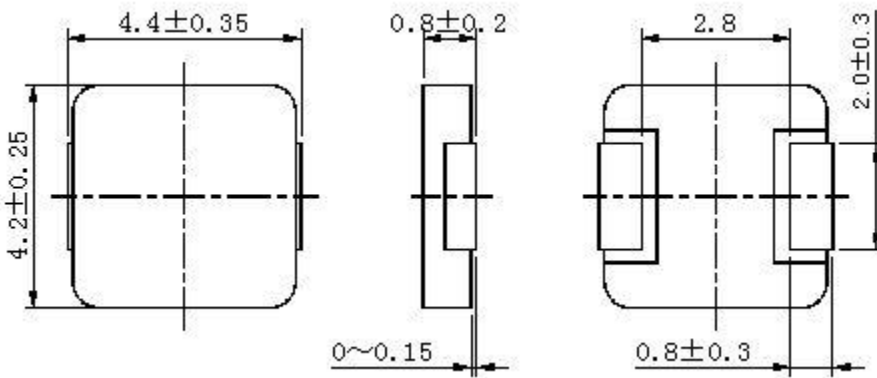
### Packaging

- Carrier tape and reel packaging.
- 3000pcs per reel

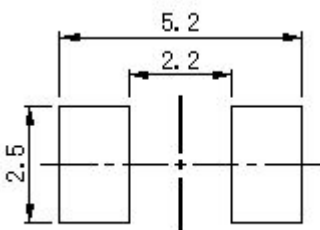
### Applications

- Ideally used in notebook, ultrabook, tablet PC, LCD display, server application.
- HDD, SSD modules application.
- Low profile, high current power supplies.
- Battery powered devices.
- High current, POL converters.
- DC/DC converter in distributed power systems.

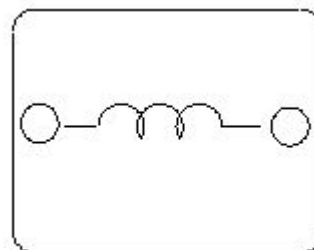
### Dimension - [mm]



### Recommended Land pattern - [mm]



### Wire Connection



# SMD Power Inductor

## 0410CDMCC/DS



### Electrical Characteristics

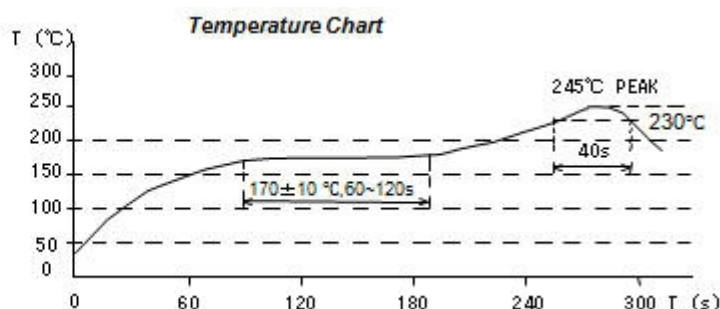
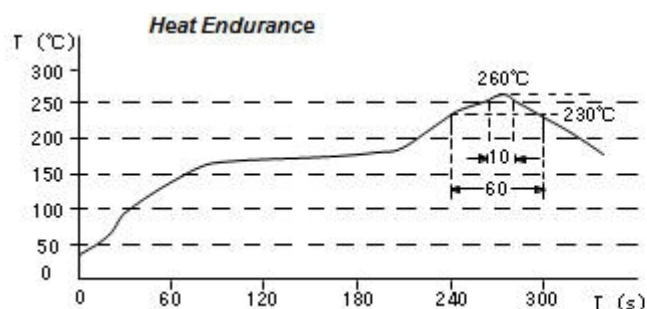
Part Number	Inductance [Within] ( $\mu\text{H}$ ) ※1	D.C.R. at 20°C Max.(Typ.) (m $\Omega$ )	Saturation Current (A) Max.(Typ.) ※2	Temperature Rise Current (A) Max.(Typ.) ※3
0410CDMCCDS-R10MC	0.10 $\pm$ 20%	5.80 (4.80)	12.20 (14.40)	(14.00)
0410CDMCCDS-R15MC	0.15 $\pm$ 20%	6.30 (5.20)	11.10 (13.10)	(13.00)
0410CDMCCDS-R22MC	0.22 $\pm$ 20%	11.70 (9.70)	7.80 (9.20)	(9.00)
0410CDMCCDS-R33MC	0.33 $\pm$ 20%	23.00 (19.20)	6.90 (8.10)	(6.00)
0410CDMCCDS-R47MC	0.47 $\pm$ 20%	30.50 (25.40)	5.40 (6.40)	(5.00)
0410CDMCCDS-R56MC	0.56 $\pm$ 20%	34.50 (28.80)	5.30 (6.20)	(4.50)
0410CDMCCDS-R68MC	0.68 $\pm$ 20%	38.90 (32.40)	4.30 (5.10)	(4.00)
0410CDMCCDS-1R0MC	1.00 $\pm$ 20%	56.00 (49.00)	3.50 (4.10)	(3.70)
0410CDMCCDS-1R2MC	1.20 $\pm$ 20%	66.00 (57.00)	3.20 (3.80)	(3.50)
0410CDMCCDS-1R5MC	1.50 $\pm$ 20%	82.00 (72.00)	2.90 (3.40)	(3.20)
0410CDMCCDS-2R2MC	2.20 $\pm$ 20%	107 (93.00)	2.60 (3.10)	(2.90)
0410CDMCCDS-3R3MC	3.30 $\pm$ 20%	203 (177)	2.20 (2.60)	(1.80)
0410CDMCCDS-4R7MC	4.70 $\pm$ 20%	243 (211)	1.60 (1.90)	(1.75)
0410CDMCCDS-6R8MC	6.80 $\pm$ 20%	257 (224)	1.50 (1.70)	(1.70)
0410CDMCCDS-100MC	10.00 $\pm$ 20%	318 (277)	1.40 (1.65)	(1.60)

※1 Measuring frequency Inductance at 100kHz 1V.

※2 Saturation current: This indicates the actual value of D.C. current when the inductance becomes 30% lower than its initial value.

※3 Temperature rise current: The actual value of D.C. current when the temperature of coil becomes  $\Delta T=40^{\circ}\text{C}$  ( $T_a=25^{\circ}\text{C}$ ). (Test board condition: FR4, Copper=70  $\mu\text{m}$ , four-layer PWB t=1.6mm)

### Solder Reflow Condition



Note: This specification is subject to change without notice. Please contact your nearest sales office for updated information when placing an order.

# SMD Power Inductor

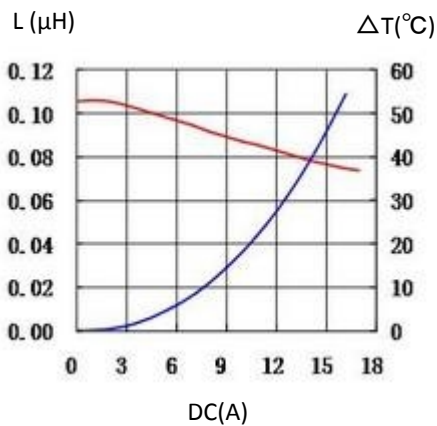
## 0410CDMCC/DS



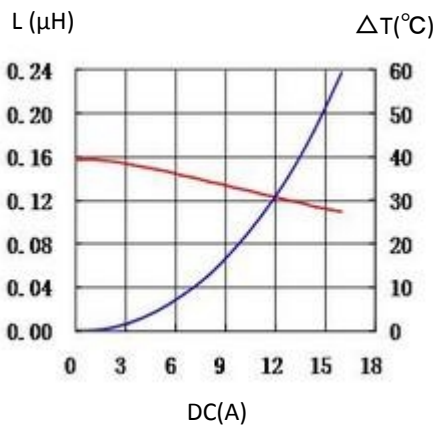
### Saturation Current & Temperature Rise Graph

— L (20°C)    —  $\Delta T$

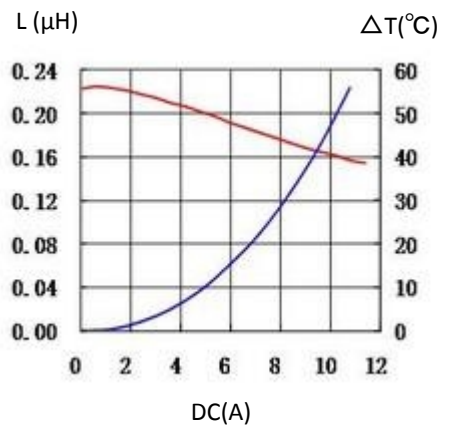
1. 0410CDMCCDS-R10MC



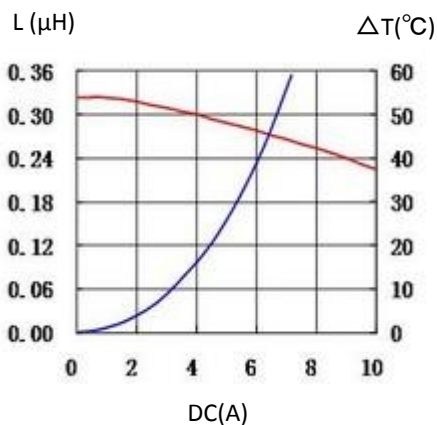
2. 0410CDMCCDS-R15MC



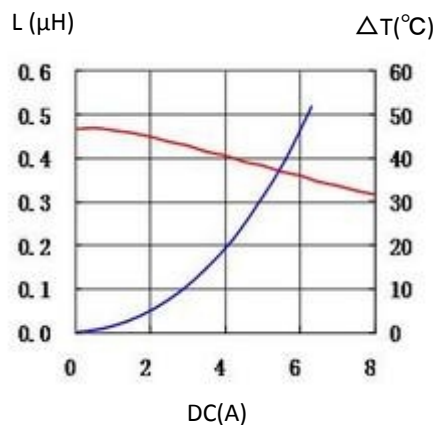
3. 0410CDMCCDS-R22MC



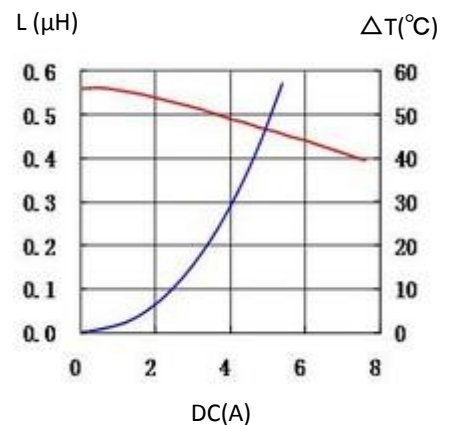
4. 0410CDMCCDS-R33MC



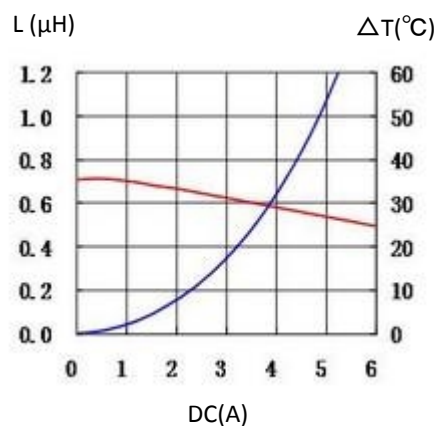
5. 0410CDMCCDS-R47MC



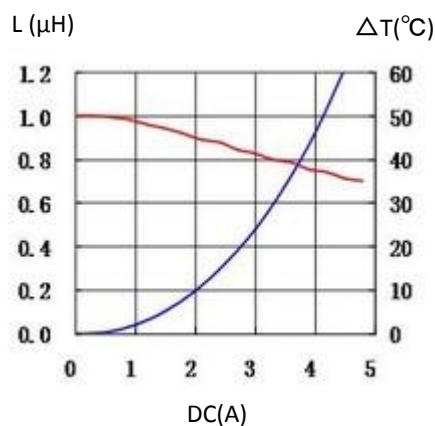
6. 0410CDMCCDS-R56MC



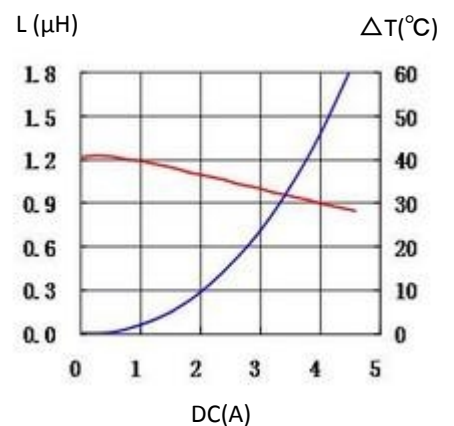
7. 0410CDMCCDS-R68MC



8. 0410CDMCCDS-1R0MC



9. 0410CDMCCDS-1R2MC

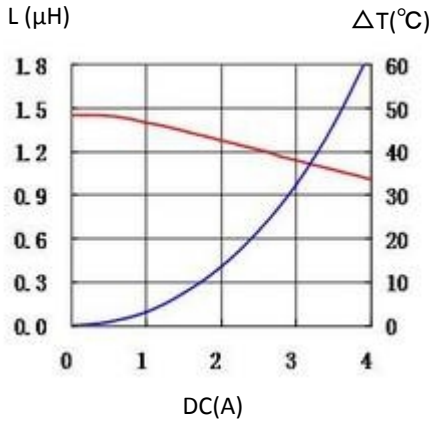


# SMD Power Inductor

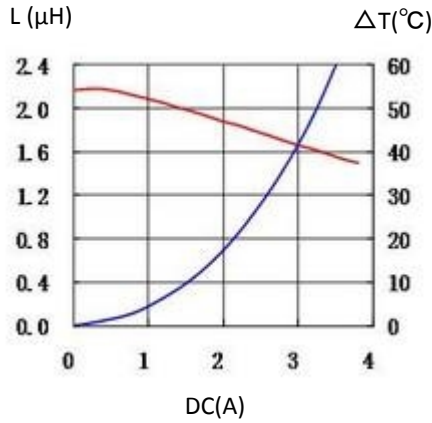
## 0410CDMCC/DS



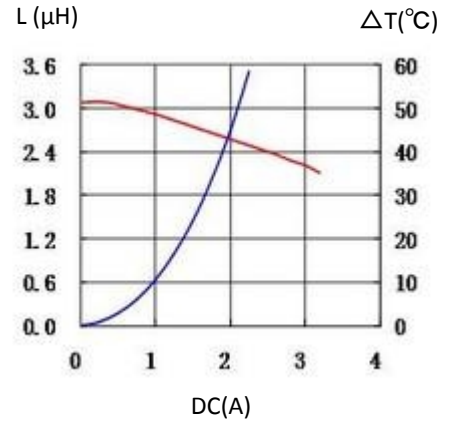
10. 0410CDMCCDS-1R5MC



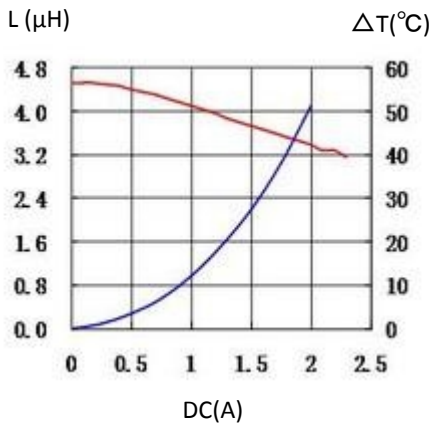
11. 0410CDMCCDS-2R2MC



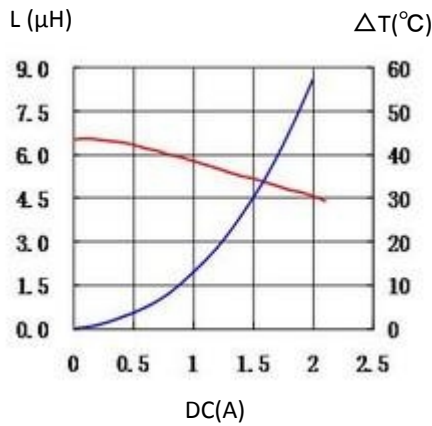
12. 0410CDMCCDS-3R3MC



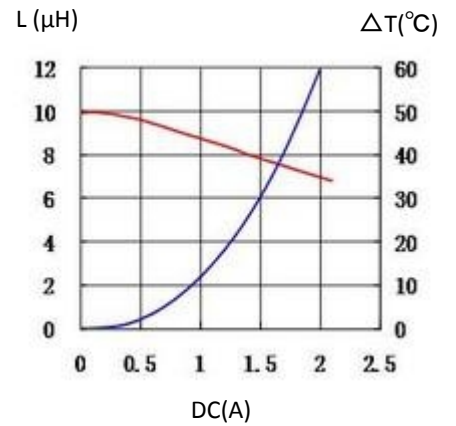
13. 0410CDMCCDS-4R7MC



14. 0410CDMCCDS-6R8MC



15. 0410CDMCCDS-100MC



For sales office information, please [click here](#) to visit our website.