

Ledex® Magnetic Latching Box Frame Size B14HD-L

LINEAR Open Frame

Part Number: B14HD - L - X XX - B - X

4 - 10 Inch (254 mm) leads
6 - Terminals

All products are RoHS Compliant

Coil Selection (from performance chart below)

Pole Configuration

- 1 - Flat Face
- 2 - Conical

Specifications

Operation	Pull
Dielectric Strength	1000 VRMS for one second
Unlatch Voltage	See schematic and coil data below
Magnetic Holding Force*	Conical: 8.7 lb (38 N) Flat Face: 12.6 lb (56 N)
Coil Insulation	Class "B": 130°C max.
Coil Termination	10" (254 mm) PVC lead wires or terminal
Plunger Pole Face	Flat face or conical
Plunger Weight	0.86 oz. (24.4 g)
Total Weight	3.47 oz. (98.4 g)

* In no power, latched position, with return spring



Performance

Maximum Duty Cycle	Unlatch Voltage		
	50%	25%	10%
Recommended Max ON Time (sec)	1	1	1
Watts (@ 20°C)	11	11	22
Ampere Turns (@ 20°C)	940	938	1326

Coil Data

Part Number	Resistance (@20°C)	Ref # Turns	VDC (Nom)	VDC (Nom)	VDC (Nom)	VDC (Nom)
B14HD-L-X58-B-X	1.45	321	4.4	4.3	6.1	9.7
B14HD-L-X57-B-X	7.0	750	8.9	8.7	12.4	19.6
B14HD-L-X56-B-X	14.2	1068	12.7	12.5	17.6	27.9
B14HD-L-X54-B-X	27.5	1470	17.7	17.4	24.6	38.9
B14HD-L-X53-B-X	110.2	2920	35.4	34.8	49.2	77.8

NOTES:

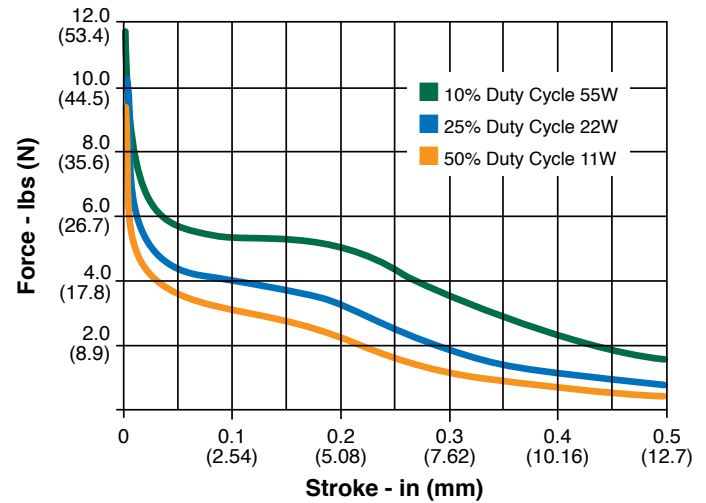
- All data is typical.
- Force testing is done with the solenoid in the horizontal position.
- All data reflects operation with no heat sink.

How to Order

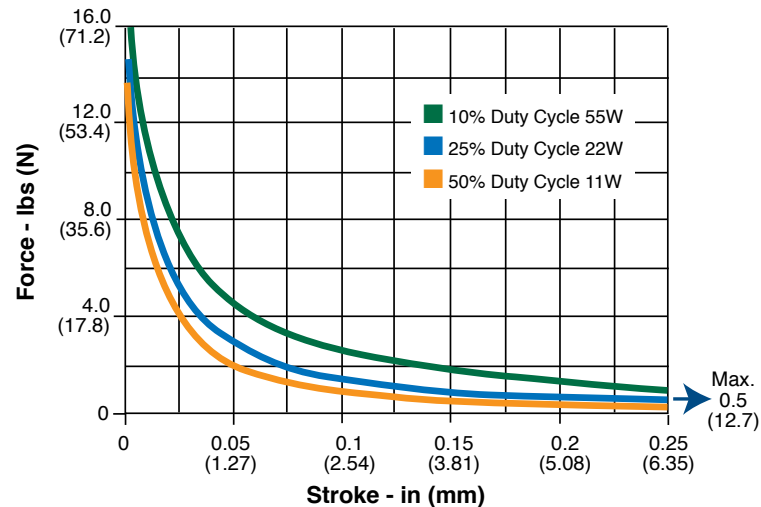
Select the part number from the table provided. (For example, to order a 25% duty cycle unit with a conical pole configuration rated at 6.1 VDC with 10" lead wires, specify B14HD-L-258-B-4.

Please see www.ledex.com for our list of stock products available through our North American distributors.

Typical Force @ 20°C – Conical (net with spring)



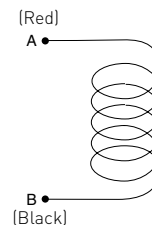
Typical Force @ 20°C – Flat Face (net with spring)



Coil Polarity

Latch: A+ B-

Unlatch: A- B+



All specifications subject to change without notice.

Force values for reference only.

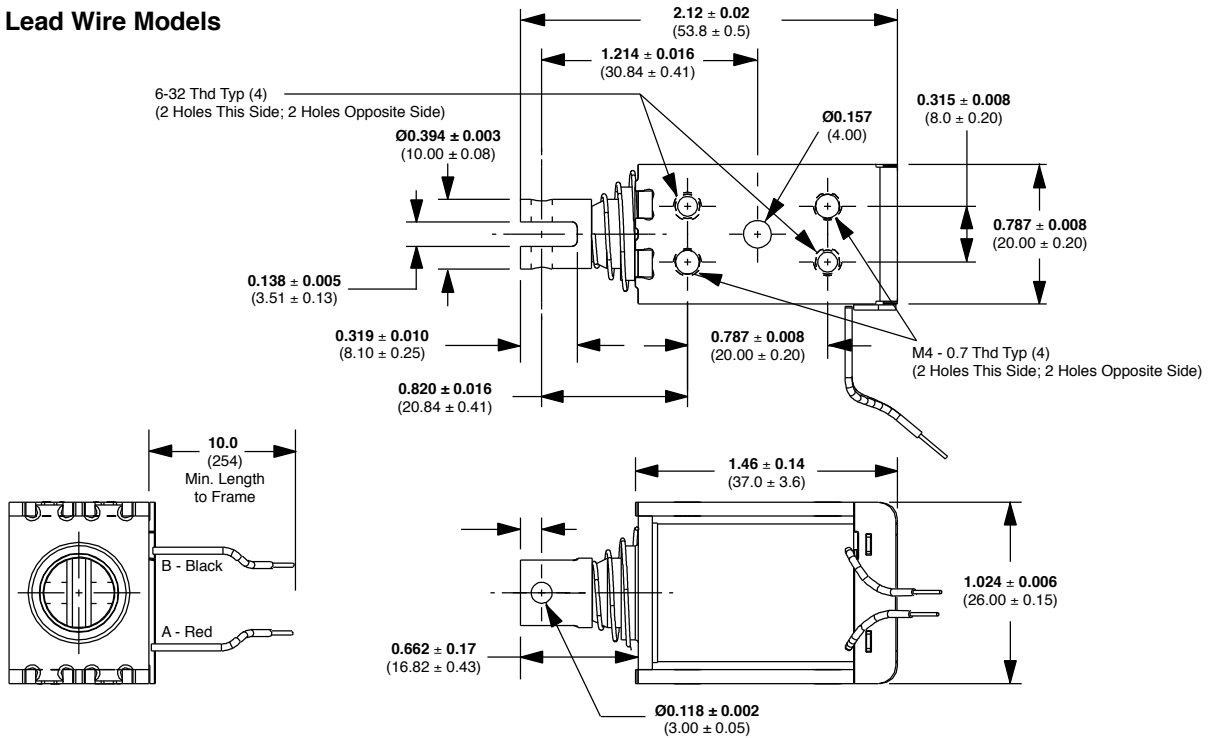
Ledex® Magnetic Latching Box Frame Size B14HD-L

Dimensions

Inches (mm)

All solenoids are illustrated in energized state

Lead Wire Models



Terminal Connection Models

