

### FEATURES

- ▶ Available in easy to read RED, BLUE or GREEN LED
- ▶ Built in shunts

The DLA20-DCA Series utilizes an on-board shunt to provide a digital read out of the monitored dc current.



### SPECIFICATIONS

#### DISPLAY

Numeral Size: .37" (9.4 mm)  
 Overrange: three lower order digits blank  
 Supply Voltage: 5-40 Vdc, 10-51 mA

#### INPUTS

Input Ranges: 199.9µA, 1.999mA, 19.99mA  
 199.9mA, 1.999A, 19.99A

#### PERFORMANCE

Accuracy: 0.2% FS  
 Sampling Rate: 2.5 per second

#### ENVIRONMENT

Operating Temperature: -10 to 50 °C  
 Max Humidity: 95% (non-condensing)

#### CONNECTION

4 terminal

### ORDERING INFO

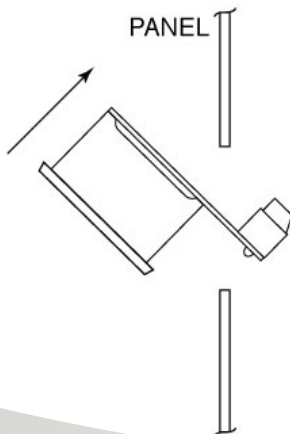
PART NUMBER	METER COLOR	METER INPUT
DLA20-DCA-R-1	RED	199.9µA
DLA20-DCA-B-1	BLUE	199.9µA
DLA20-DCA-G-1	GREEN	199.9µA
DLA20-DCA-R-2	RED	1.999mA
DLA20-DCA-B-2	BLUE	1.999mA
DLA20-DCA-G-2	GREEN	1.999mA
DLA20-DCA-R-3	RED	19.99mA
DLA20-DCA-B-3	BLUE	19.99mA
DLA20-DCA-G-3	GREEN	19.99mA
DLA20-DCA-R-4	RED	199.9mA
DLA20-DCA-B-4	BLUE	199.9mA
DLA20-DCA-G-4	GREEN	199.9mA
DLA20-DCA-R-5	RED	1.999A
DLA20-DCA-B-5	BLUE	1.999A
DLA20-DCA-G-5	GREEN	1.999A
DLA20-DCA-R-6	RED	19.99A
DLA20-DCA-B-6	BLUE	19.99A
DLA20-DCA-G-6	GREEN	19.99A

#### ACCESSORIES INCLUDED

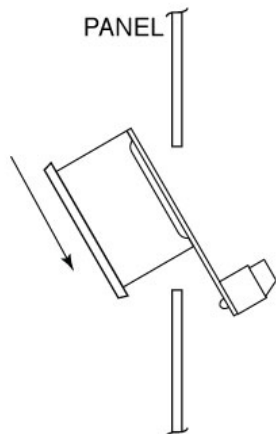
DLA-BEZ-20-G Bezel Assembly

### PANEL INSTALLATION

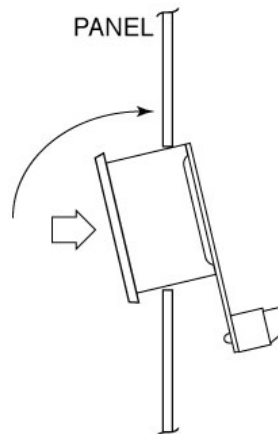
Step 1



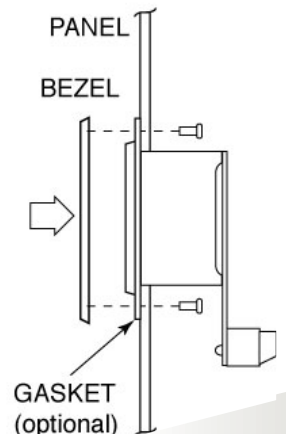
Step 2



Step 3

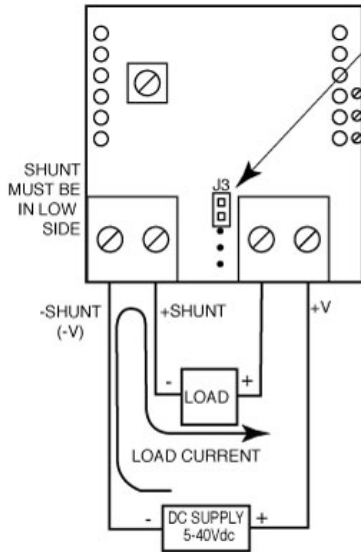


Step 4

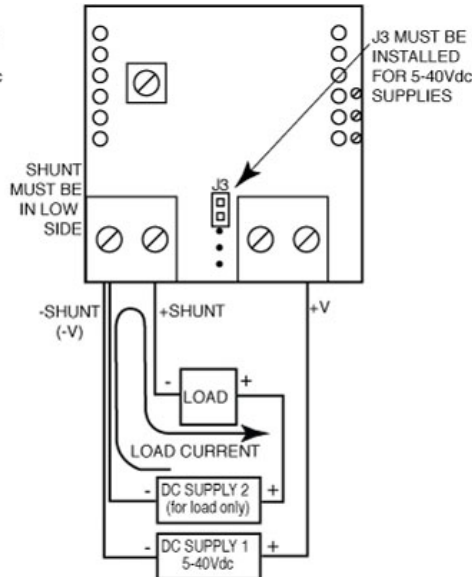


**DIMENSIONS & WIRING**

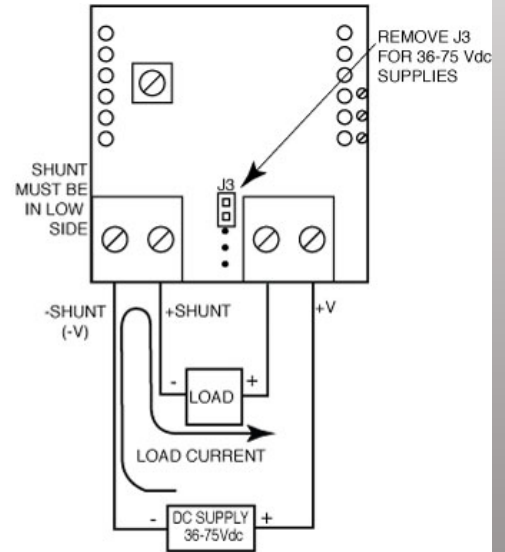
WIRING



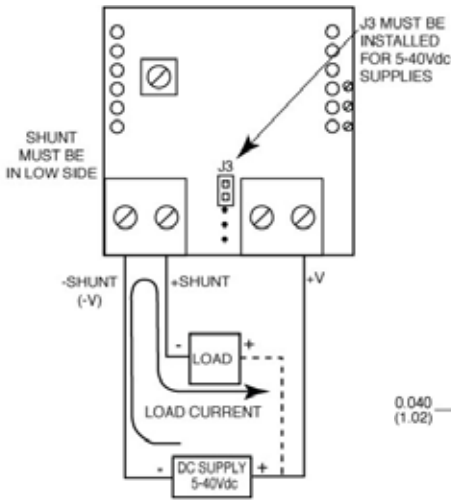
Low-Side Shunt Connections for 5-40Vdc Non-Isolated Supply Models



Low-Side Shunt Connections for Models Using Two Power Supplies

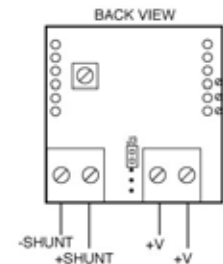
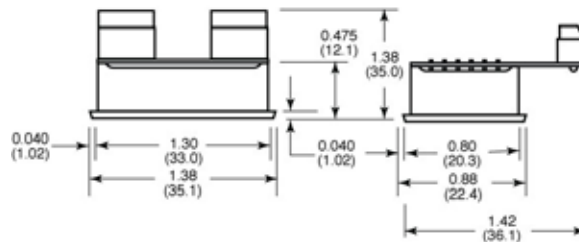


Low-Side Shunt Connections for Models Modified for 36-75Vdc Non-Isolated Power



3-Wire Connections for 5-40Vdc Powered Models

**Operation with 36 to 75Vdc Power:** As shipped, all models rated operating supply range is -5 to +40Vdc. However, DLA20-DGA models can be user configured for 36 to 75Vdc operation by removing (opening) jumper J3. Also, all models - including those that have been modified for 36-75Vdc operation - can only be connected in low-side, grounded-shunt applications.



**BEZEL INSTALLATION AND RECOMMENDED DRILL AND PANEL CUTOUT**

