

Surface Mount Fuse, 5 x 20 mm, Time-Lag T, L, 250 VAC, Au plating



IEC 60127-2 · 250 VAC · Time-Lag T

See below:

[Approvals and Compliances](#)
Description

- Directly solderable on printed circuit boards
- L = Low Breaking Capacity
- For rated current 1 A to 16 A, SMD-SPT is recommended


Applications

- Primary protection on SMD PCBs

Weblinks

[pdf data sheet](#), [html datasheet](#), [General Product Information](#), [Distributor-Stock-Check](#), [Detailed request for product](#), [Microsite](#)

Technical Data

Rated Voltage	250VAC
Rated current	0.05 - 20A
Breaking Capacity	35A - 125A
Characteristic	Time-Lag T
Mounting	PCB,SMT
Admissible Ambient Air Temp.	-55 °C to 125 °C
Climatic Category	55/125/21 acc. to IEC 60068-1
Material: Housing	Glass
Material: Terminals	Gold-Plated Copper Alloy
Unit Weight	1.05 g
Storage Conditions	0 °C to 60 °C, max. 70% r.h.
Product Marking	 , Rated current, Rated Voltage, Characteristic, Breaking Capacity

Soldering Methods	Reflow Soldering Profile
Solderability	245 °C / 3 sec acc. to IEC 60068-2-58, Test Td
Resistance to Soldering Heat	260 °C / 10 sec acc. to IEC 60068-2-58, Test Td
Moisture Sensitivity Level	MSL 1, J-STD-020
Case Resistance	acc. to EIA/IS-722, Test 4.7 >100 MΩ (between leads and body)
Resistance to Vibration	acc. to IEC 60068-2-6, test Fc
Moisture Resistance Test	MIL-STD-202, Method 106 (50 cycles in a temp./mister chamber)
Thermal Shock	MIL-STD-202, Method 107D (200 air-to-air cycles from -55 to +125 °C)
Load Humidity Test	MIL-STD-202, Method 103 0.1 x In @ 0.85 r.H. @ 85 °C
Resistance to Solvents	MIL-STD-202, Method 215
Terminal Strength	MIL-STD-202, Method 211A (Deflection of board 1 mm for 1 minute)

Approvals and Compliances





Detailed information on product approvals, code requirements, usage instructions and detailed test conditions can be looked up in [Details about Approvals](#)

SCHURTER products are designed for use in industrial environments. They have approvals from independent testing bodies according to national and international standards. Products with specific characteristics and requirements such as required in the automotive sector according to IATF 16949, medical technology according to ISO 13485 or in the aerospace industry can be offered exclusively with customer-specific, individual agreements by SCHURTER.

Approvals




The approval mark is used by the testing authorities to certify compliance with the safety requirements placed on electronic products.

Approval Reference Type: SMD-FST 5x20

Approval Logo	Certificates	Certification Body	Description
	VDE Approvals	VDE	VDE Certificate Number: 40011522
	UL Approvals	UL	UR File Number: E41599
	CCC Approvals	CCC	CCC Certificate Number: 2020970207000122
	CQC Approvals	CQC	CQC Certificate Number: CQC13012100246


Product standards

Product standards that are referenced

Organization	Design	Standard	Description
	Designed according to	IEC 60127-2/3	Miniature fuses. Part 2. Cartridge fuse links
	Designed according to	UL 248-14	Low voltage fuses - Part 14: Additional fuses
	Designed according to	CSA22.2 No. 248.14	Low-Voltage Fuses - Part 14: Supplemental Fuses






Application standards

Application standards where the product can be used

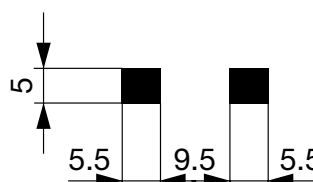
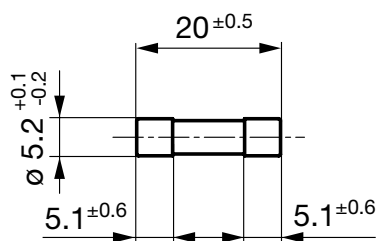
Organization	Design	Standard	Description
	Designed for applications acc.	IEC/UL 62368-1	Audio/video, information and communication technology equipment - Part 1: Safety requirements

Compliances

The product complies with following Guide Lines

Identification	Details	Initiator	Description
	CE declaration of conformity	SCHURTER AG	The CE marking declares that the product complies with the applicable requirements laid down in the harmonisation of Community legislation on its affixing in accordance with EU Regulation 765/2008.
	UKCA declaration of conformity	SCHURTER AG	The UKCA marking declares that the product complies with the applicable requirements laid down in the British Amendment of Regulation (EC) 765/2008.
	RoHS	SCHURTER AG	Directive RoHS 2011/65/EU, Amendment (EU) 2015/863
	China RoHS	SCHURTER AG	The law SJ / T 11363-2006 (China RoHS) has been in force since 1 March 2007. It is similar to the EU directive RoHS.
	REACH	SCHURTER AG	On 1 June 2007, Regulation (EC) No 1907/2006 on the Registration, Evaluation, Authorization and Restriction of Chemicals 1 (abbreviated as "REACH") entered into force.

Dimension [mm]

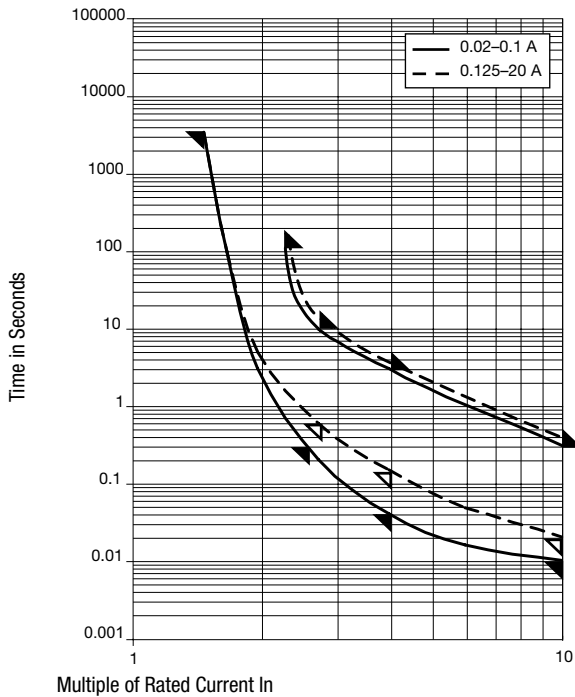


Soldering pads





Pre-Arcing Time


Rated Current In	1.5 x In min.	2.1 x In max.	2.75 x In min.	2.75 x In max.	4.0 x In min.	4.0 x In max.	10.0 x In min.	10.0 x In max.
0.05 A - 0.1 A	60 min	120 s	300 ms	10 s	40 ms	3 s	10 ms	300 ms
0.125 A - 6.3 A	60 min	120 s	600 ms	10 s	150 ms	3 s	20 ms	300 ms
8 A - 10 A	30 min	120 s	600 ms	10 s	150 ms	3 s	20 ms	300 ms
12.5 A - 20 A	15 min	120 s	600 ms	10 s	150 ms	3 s	20 ms	300 ms

Time-Current-Curves



All Variants

Rated Current [A]	Rated Voltage [VAC]	Breaking Capacity	Voltage Drop 1.0 I _n max. [mV]	Voltage Drop 1.0 I _n typ. [mV]	Power Dissipation 1.5 I _n max. [mW]	Power Dissipation 1.5 I _n typ. [mW]	Melting I ² t 10.0 I _n typ. [A ² s]	   	Order Number
0.05	250	1)	3500	950	1600	125	0.0363	● ● ●	0034.5604.11
0.05	250	1)	3500	950	1600	125	0.0363	● ● ●	0034.5604.22
0.063	250	1)	3000	1300	1600	200	0.0401	● ● ●	0034.5605.11
0.063	250	1)	3000	1300	1600	200	0.0401	● ● ●	0034.5605.22
0.08	250	1)	3000	1100	1600	300	0.057	● ● ●	0034.5606.11
0.08	250	1)	3000	1100	1600	300	0.057	● ● ●	0034.5606.22
0.1	250	1)	2500	565	1600	155	0.107	● ● ●	0034.5607.11
0.1	250	1)	2500	565	1600	155	0.107	● ● ●	0034.5607.22
0.125	250	1)	2000	400	1600	200	0.064	● ● ●	0034.5608.11
0.125	250	1)	2000	400	1600	200	0.064	● ● ●	0034.5608.22
0.16	250	1)	1900	415	1600	185	0.23	● ● ●	0034.5609.11
0.16	250	1)	1900	415	1600	185	0.23	● ● ●	0034.5609.22
0.2	250	1)	1500	270	1600	200	0.256	● ● ●	0034.5610.11
0.2	250	1)	1500	270	1600	200	0.256	● ● ●	0034.5610.22
0.25	250	1)	1300	210	1600	200	0.238	● ● ●	0034.5611.11
0.25	250	1)	1300	210	1600	200	0.238	● ● ●	0034.5611.22
0.315	250	1)	1100	170	1600	200	0.544	● ● ●	0034.5612.11
0.315	250	1)	1100	170	1600	200	0.544	● ● ●	0034.5612.22
0.4	250	1)	1000	150	1600	200	0.768	● ● ●	0034.5613.11
0.4	250	1)	1000	150	1600	200	0.768	● ● ●	0034.5613.22
0.5	250	1)	900	160	1600	200	3	● ● ●	0034.5614.11
0.5	250	1)	900	160	1600	200	3	● ● ●	0034.5614.22
0.63	250	1)	300	160	1600	200	4.35	● ● ●	0034.5615.11
0.63	250	1)	300	160	1600	200	4.35	● ● ●	0034.5615.22
0.8	250	1)	250	120	1600	200	3.85	● ● ●	0034.5616.11
0.8	250	1)	250	120	1600	200	3.85	● ● ●	0034.5616.22
1	250	1)	150	60	1600	200	3.3	● ● ●	0034.5617.11
1	250	1)	150	60	1600	200	3.3	● ● ●	0034.5617.22

Rated Current [A]	Rated Voltage [VAC]	Breaking Capacity	Voltage Drop 1.0 I _n max. [mV]	Voltage Drop 1.0 I _n typ. [mV]	Power Dissipation 1.5 I _n max. [mW]	Power Dissipation 1.5 I _n typ. [mW]	Melting I ² t 10.0 I _n typ. [A ² s]		Order Number
1.25	250	1)	150	60	1600	300	5.5	● ● ●	0034.5618.11
1.25	250	1)	150	60	1600	300	5.5	● ● ●	0034.5618.22
1.6	250	1)	150	60	1600	300	10.5	● ● ●	0034.5619.11
1.6	250	1)	150	60	1600	300	10.5	● ● ●	0034.5619.22
2	250	1)	150	60	1600	300	16	● ● ●	0034.5620.11
2	250	1)	150	60	1600	300	16	● ● ●	0034.5620.22
2.5	250	1)	120	60	1600	400	21.9	● ● ●	0034.5621.11
2.5	250	1)	120	60	1600	400	21.9	● ● ●	0034.5621.22
3.15	250	1)	100	60	1600	500	47	● ● ●	0034.5622.11
3.15	250	1)	100	60	1600	500	47	● ● ●	0034.5622.22
4	250	2)	100	60	1600	800	68.3	● ● ●	0034.5623.11
4	250	2)	100	60	1600	800	68.3	● ● ●	0034.5623.22
5	250	2)	100	60	1600	900	102	● ● ●	0034.5624.11
5	250	2)	100	60	1600	900	102	● ● ●	0034.5624.22
6.3	250	2)	100	60	1600	1000	190	● ● ●	0034.5625.11
6.3	250	2)	100	60	1600	1000	190	● ● ●	0034.5625.22
8	250	2)	100	60	4000	1300	275	● ● ●	0034.5626.11
8	250	2)	100	60	4000	1300	275	● ● ●	0034.5626.22
10	250	2)	100	60	4000	1300	520	● ● ●	0034.5627.11
10	250	2)	100	60	4000	1300	520	● ● ●	0034.5627.22
12.5	250	3)	-	60	-	2500	750	● ● ●	0034.5628.11
12.5	250	3)	-	60	-	2500	750	● ● ●	0034.5628.22
16	250	2)	-	60	-	3300	1638	● ● ●	0034.5629.11
16	250	2)	-	60	-	3300	1638	● ● ●	0034.5629.22
20	250	2)	-	60	-	4200	3057	● ● ●	0034.5630.11
20	250	2)	-	60	-	4200	3057	● ● ●	0034.5630.22

Most Popular.

Availability for all products can be searched real-time: <https://www.schurter.com/en/Stock-Check/Stock-Check-SCHURTER>

1) 35 A @ 250 VAC

2) 10 In @ 250 VAC

Packaging Unit	.xx = .11	100 pcs. in ESD-plastic bag
acc. IEC 60286-3 Type 3	.xx = .22	1000 pcs. in tape [W: 32mm and P1: 8mm] on reel [A: 33cm]