

High Frequency Ceramic Solutions

**Mini Passive RF Diplexer 2.4/5-7GHz for 802.11-WLAN-WiFi,
EIA 0603 with LPF/BPF Filtering Scheme**

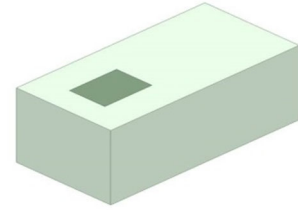
P/N 2450DP14A6000

Detail Specification: 6/15/2021

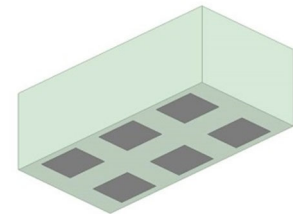
Page 1 of 4

Not exactly what you are looking for and want to see our other diplexers? Go to: <https://www.johansontechnology.com/diplexers>

General Specifications		
Part Number	2450DP14A6000	
Frequency	Low Band High Band	
Insertion Loss (dB)	2400-2500MHz 0.6 typ. (0.8 max.@ 25°C) 0.8 typ. (1.0 max.@ 105°C)	4900-5100MHz 1.0 typ. (1.3 max.@ 25°C) 1.2 typ. (1.5 max.@ 105°C)
		5150-5950MHz 0.8 typ. (1.0 max.@ 25°C) 1.0 typ. (1.2 max.@ 105°C)
		5950-7150MHz 0.8 typ. (1.0 max.@ 25°C) 1.0 typ. (1.2 max.@ 105°C)
Return Loss (dB)	9.5 min.	
Attenuation (dB)	50 typ.(45 min.) @4800-5000MHz 33 typ.(15 min.) @7200-7500MHz	50 typ.(45 min.) @2400-2500MHz 25 typ.(22 min.) @10300-14300MHz 25 typ.(15 min.) @15300-21450MHz
Isolation (dB)	50 typ.(40 min.) @2400-2500MHz 50 typ.(40 min.) @4800-5000MHz 45 typ.(40 min.) @5000-6000MHz 35 typ.(30 min.) @6000-7150MHz	
Power Capacity (W)	3 max. (CW)	
Operating Temp.	-40 to +105 °C	
Recommended Storage Conditions and Period for Unused Product on T&R	+5°C to +35°C Humidity 45 - 75% RH 18 months max.	
Reel Quantity (pcs/reel)	4,000	



Top



Bottom

Part Number Explanation

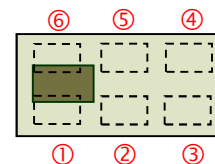
P/N Suffix	Packing Style	Bulk (loose pcs.)	Suffix = S	E.g. 2450DP14A6000S
		T & R	Suffix = T	E.g. 2450DP14A6000T
	Termination Style	100% Tin	Suffix = None	e.g. 2450DP14A6000(T or S)
	Evaluation Board	2450DP14A6000-EB1SMA		

Mechanical Dimensions

	In	mm
L	0.063 ± 0.004	1.6 ± 0.1
W	0.031 ± 0.004	0.8 ± 0.1
T	0.028 max	0.7 max
a	0.012 ± 0.004	0.3 ± 0.1
b	0.008 ± 0.004	0.2 ± 0.1
c	0.010 ± 0.004	0.25 ± 0.1
d	0.008 ± 0.004	0.2 ± 0.1
b1	0.006 ± 0.002	0.15 ± 0.05
b2	0.002 ± 0.002	0.05 ± 0.05

Terminal Configuration

No.	Function	No.	Function
1	GND	4	High Freq. Band
2	Common Port	5	GND
3	GND	6	Low Freq. Band



Johanson Technology, Inc. reserves the right to make design changes without notice.

All sales are subject to Johanson Technology, Inc. terms and conditions.



<https://www.johansontechnology.com>

4001 Calle Tecate • Camarillo, CA 93012 • TEL 805.389.1166 FAX 805.389.1821

Ver. 1.0

2021 Johanson Technology, Inc. All Rights Reserved

High Frequency Ceramic Solutions

Mini Passive RF Diplexer 2.4/5-7GHz for 802.11-WLAN-WiFi,
EIA 0603 with LPF/BPF Filtering Scheme

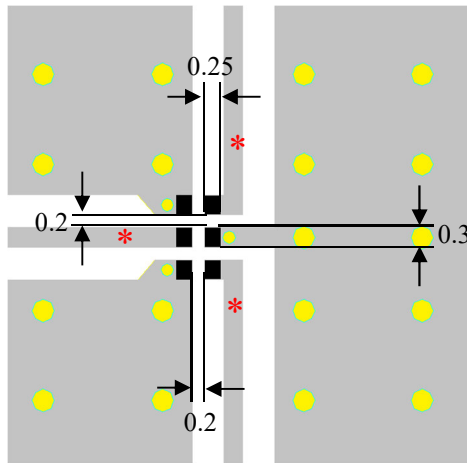
P/N 2450DP14A6000

Detail Specification: 6/15/2021

Page 2 of 4

Mounting Considerations

Units in mm



■ Solder Resist

■ Land

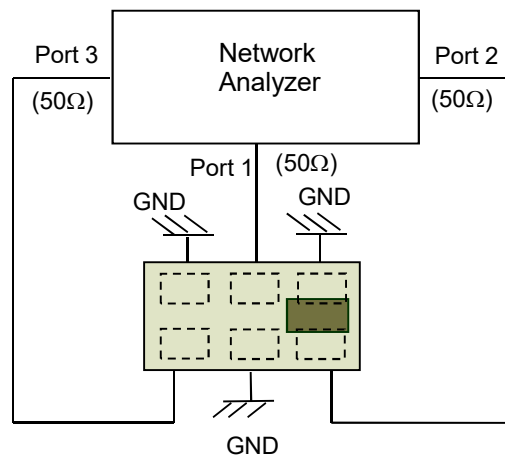
● Through-hole ($\phi 0.35$)

● Through-hole ($\phi 0.2$)

* Line width should be designed to maintain 50 Ω characteristic impedance (CPWG preferred), depending on PCB material and thickness.

Need help with the layout, s-parameters, simulation, or design validation?
Send us a message at: <https://www.johansontechnology.com/ask-a-question>

Measuring Diagram



Johanson Technology, Inc. reserves the right to make design changes without notice.
All sales are subject to Johanson Technology, Inc. terms and conditions.

High Frequency Ceramic Solutions

Mini Passive RF Diplexer 2.4/5-7GHz for 802.11-WLAN-WiFi,
EIA 0603 with LPF/BPF Filtering Scheme

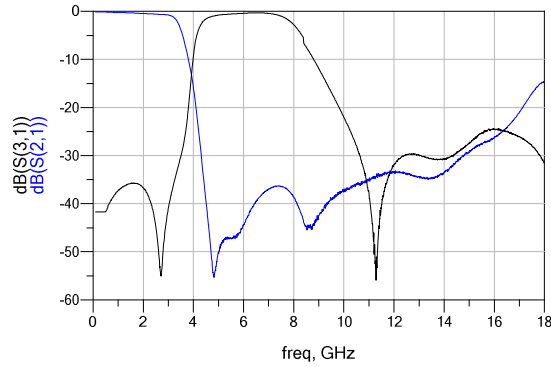
P/N 2450DP14A6000

Detail Specification: 6/15/2021

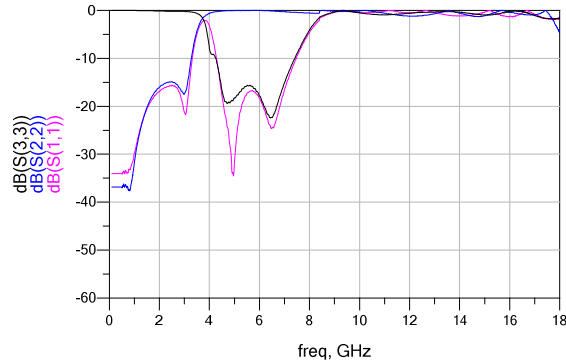
Page 3 of 4

Typical Electrical Characteristics (T=25 °C)

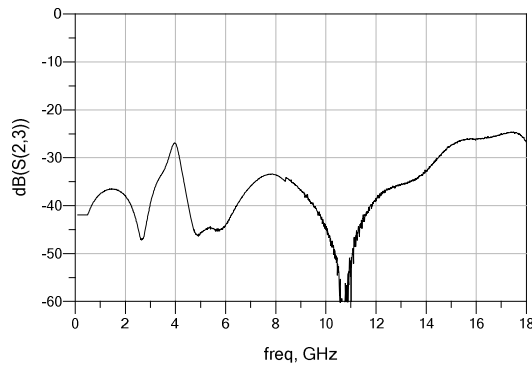
Insertion Loss



Return Loss



Isolation



Johanson Technology, Inc. reserves the right to make design changes without notice.
All sales are subject to Johanson Technology, Inc. terms and conditions.



High Frequency Ceramic Solutions

Mini Passive RF Diplexer 2.4/5-7GHz for 802.11-WLAN-WiFi,
EIA 0603 with LPF/BPF Filtering Scheme

P/N 2450DP14A6000

Detail Specification: 6/15/2021

Page 4 of 4

Application Notes, Layout Files, and more

<https://www.johansontechnology.com/diplexers>

Packaging information

<https://www.johansontechnology.com/tape-reel-packaging>

Soldering Information

<https://www.johansontechnology.com/ipcsoldering-profile>

MSL Info

<https://www.johansontechnology.com/msl-rating>

Recommended Storage Condition and Max Shelf Life

<https://www.johansontechnology.com/recommended-storage-conditions>

RoHS Compliance

<https://www.johansontechnology.com/technical-notes/rohs-compliance>

Antenna layout and tuning techniques

<https://www.johansontechnology.com/tuning.html>

Antenna layout review, tuning, and characterization services

<https://www.johansontechnology.com/ipc-antenna-services>

Johanson Technology, Inc. reserves the right to make design changes without notice.
All sales are subject to Johanson Technology, Inc. terms and conditions.



<https://www.johansontechnology.com>
4001 Calle Tecate • Camarillo, CA 93012 • TEL 805.389.1166 FAX 805.389.1821
Ver. 1.0 2021 Johanson Technology, Inc. All Rights Reserved