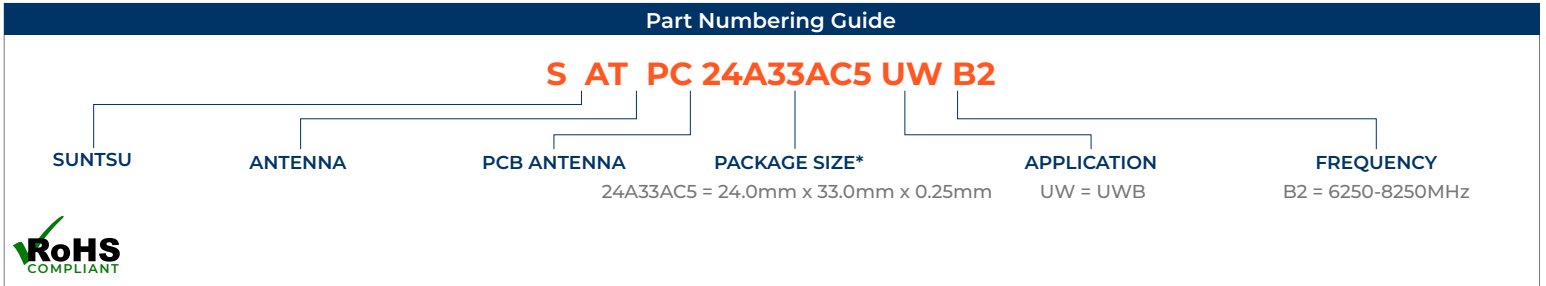

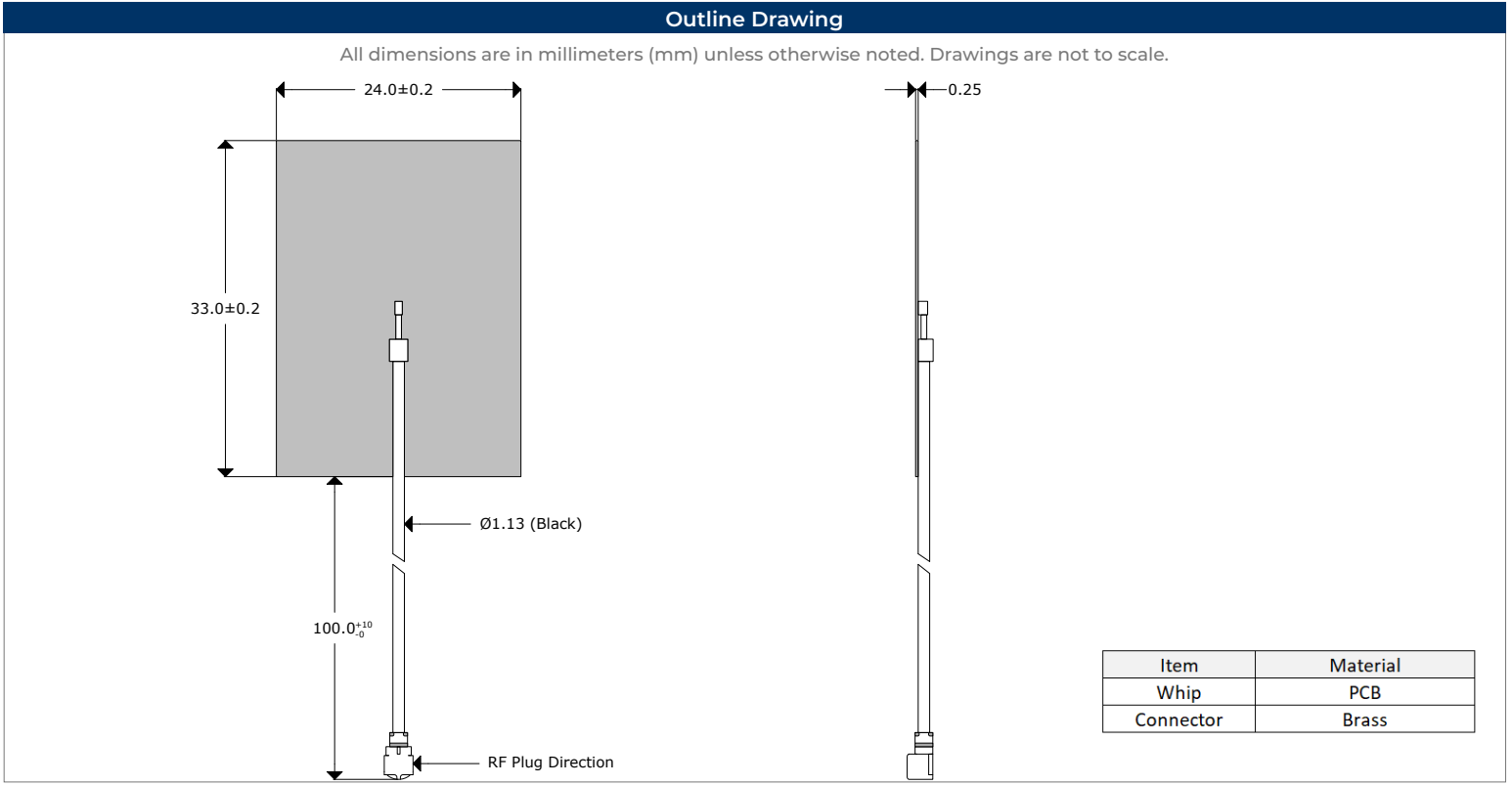


Features
<ul style="list-style-type: none"> <li>Ultra Wide Band</li> <li>PCB Type</li> <li>Stable And Reliable Performance</li> <li>6250-8250MHz</li> <li>Compact Size With Efficient Reception</li> </ul>

Applications
<ul style="list-style-type: none"> <li>IEEE802.11 (a/b/g/n/ac)</li> <li>Hand-held Devices</li> <li>Portable Devices</li> <li>Network Devices</li> <li>Machine To Machine Wireless</li> </ul>

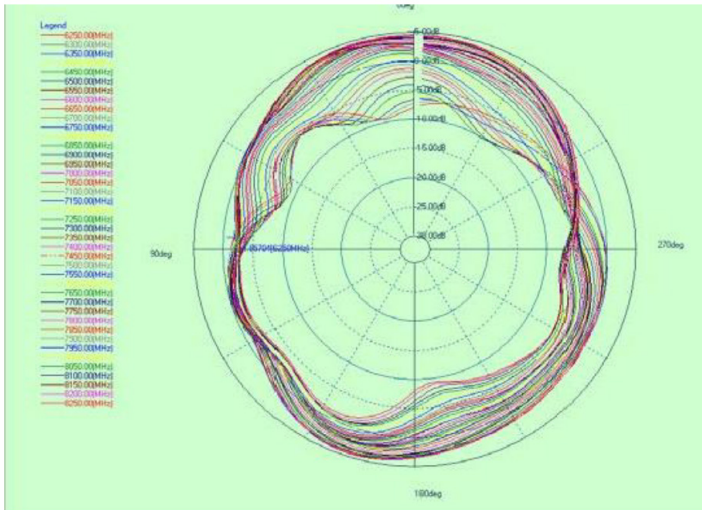


Electrical Parameters	Units	Minimum	Typical	Maximum	Remarks
Frequency Band	MHz	6250		8250	
Impedance	$\Omega$		50		
Polarization			Linear		
Peak Gain	dBi		5.1		
Efficiency	%		70		
VSWR				2	At Center Frequency
Operating Temperature	C	-40		85	



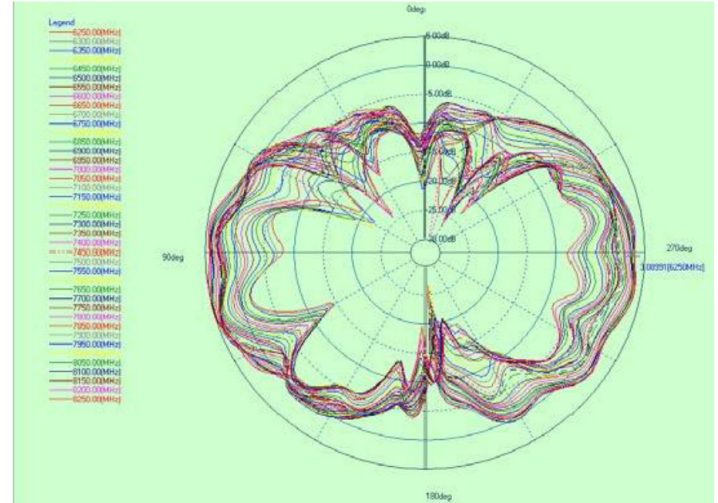
**Radiation Pattern**

XY Pattern



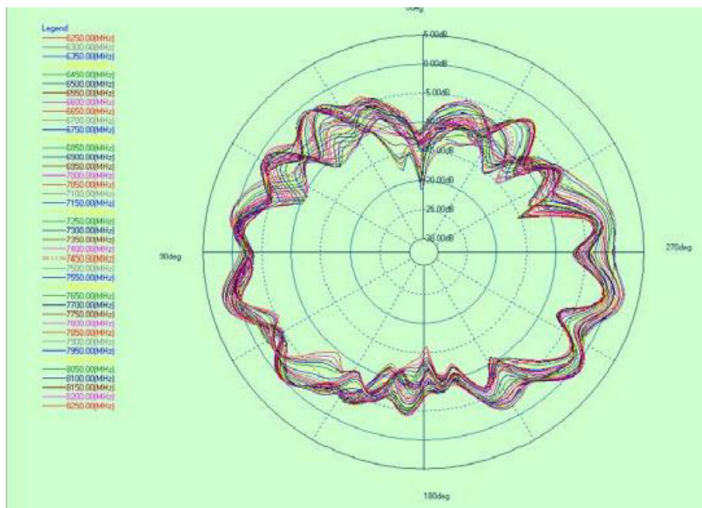
**Radiation Pattern**

XZ Pattern



**Radiation Pattern**

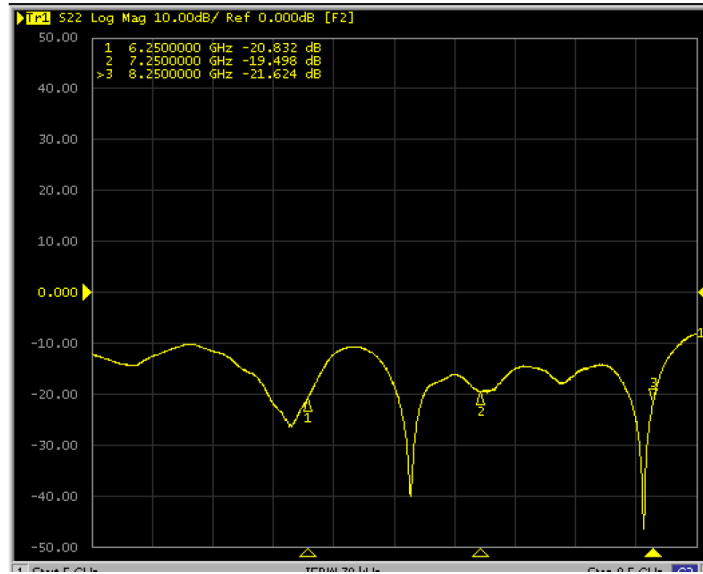
YZ Pattern



**Efficiency V's Frequency**

UWB - 6250~8250 MHz											
Frequency (MHz)	6250	6450	6650	6850	7050	7250	7450	7650	7850	8050	8250
Efficiency (%)	72.91	67.55	70.64	70.81	71.19	73.99	67.51	67.49	68.25	68.24	72.44
Peak Gain (dBi)	3.98	4.10	4.21	3.82	4.72	5.17	4.85	5.28	6.15	6.63	7.32

Electrical Test



Environmental & Mechanical Specifications

High Temperature Test	85°C for 240 hours, and then to normal temperature/humidity High Temperature Test for 24hours.
Low Temperature Test	-30°C for 240 hours, and then to normal temperature/humidity for 24hours.
Humidity Test	85°C / 90-95%RH for 48 hours, and then to normal temperature/humidity for 24hours.
Thermal Shock Test	-30°C for 30 min and +85°C for 30 min. 5 cycles, then expose to normal temperature/humidity for 24 hours or more.
Vibration Test	5 to 200 to 5Hz, swept in 10min, 4.5G at max(2mm amplitude), in X and Y directions for 2 hours each and in Z direction for 4 hours.