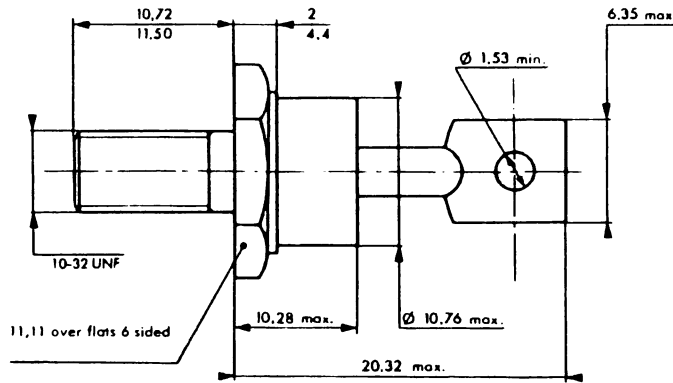




**SOLID STATE INC.**

46 FARRAND STREET  
BLOOMFIELD, NEW JERSEY 07003

www.solidstateinc.com



### D04

JEDEC Numbers	Peak Reverse Voltage
1N1199, 1N1199A, 1N1199B	50V
1N1200, 1N1200A, 1N1200B	100V
1N1201, 1N1201A, 1N1201B	150V
1N1124,A, 1N1202, 1N1202A, 1N1202B	200V
1N1125,A, 1N1203, 1N1203A, 1N1203B	300V
1N1126,A, 1N1204, 1N1204A, 1N1204B	400V
1N1127,A, 1N1205, 1N1205A, 1N1205B	500V
1N1128,A, 1N1206, 1N1206A, 1N1206B	600V
	800V
	1000V
	1200V

For JEDEC numbers add R to part number for Reverse Polarity NOTE: The Reverse Polarity For the A & B versions may be listed as RA or RB

- Low Forward Voltage
- 250A Surge Rating
- Glass to metal seal construction
- $V_{RRM}$  to 1200V

Electrical Characteristics		
Average forward current	$I_F(AV)$ 12 Amps	$T_C = 170^\circ C$ , half sine wave, $R_{\theta JC} = 2.5^\circ C/W$
Maximum surge current	$I_{FSM}$ 250 Amps	8.3ms, half sine, $T_J = 200^\circ C$
Max $I^2 t$ for fusing	$I^2 t$ 260 $A^2 s$	
Max peak forward voltage	$V_{FM}$ 1.2 Volts	$I_{FM} = 30A; T_J = 25^\circ C^*$
Max peak reverse current	$I_{RM}$ 10 $\mu A$	$V_{RRM}, T_J = 25^\circ C$
Max peak reverse current	$I_{RM}$ 1.0 mA	$V_{RRM}, T_J = 150^\circ C^*$
Max Recommended Operating Frequency	10kHz	

\*Pulse test: Pulse width 300  $\mu sec$ . Duty cycle 2%

Thermal and Mechanical Characteristics		
Storage temperature range	T <sub>STG</sub>	-65°C to 200°C
Operating junction temp range	T <sub>J</sub>	-65°C to 200°C
Maximum thermal resistance	R <sub><math>\theta JC</math></sub>	2.5°C/W Junction to Case
Mounting torque		25-30 inch pounds
Weight		.16 ounces (5.0 grams) typical

Figure 1  
Typical Forward Characteristics

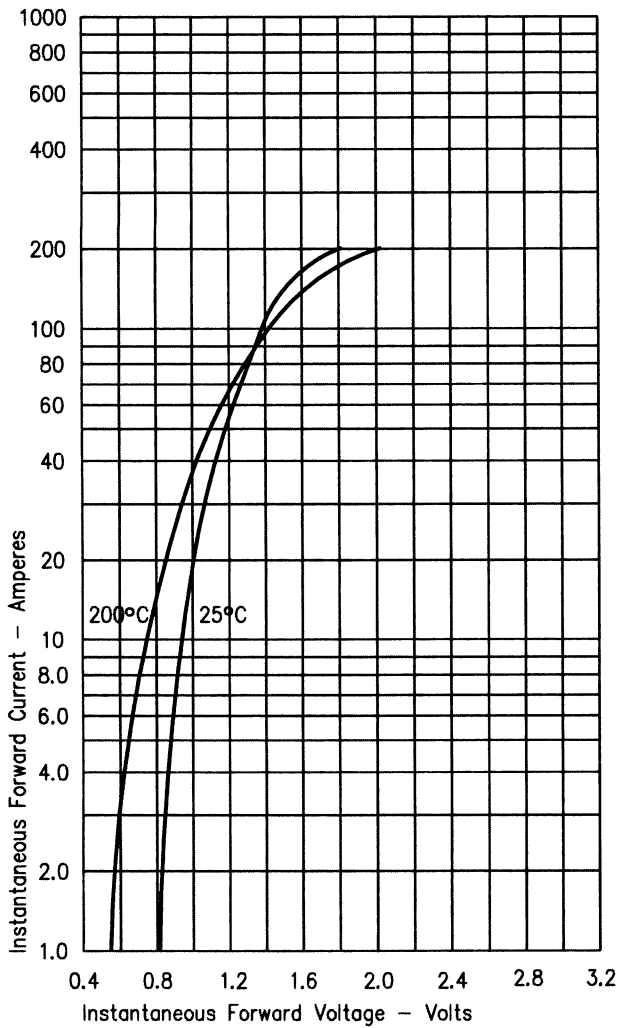


Figure 3  
Forward Current Derating

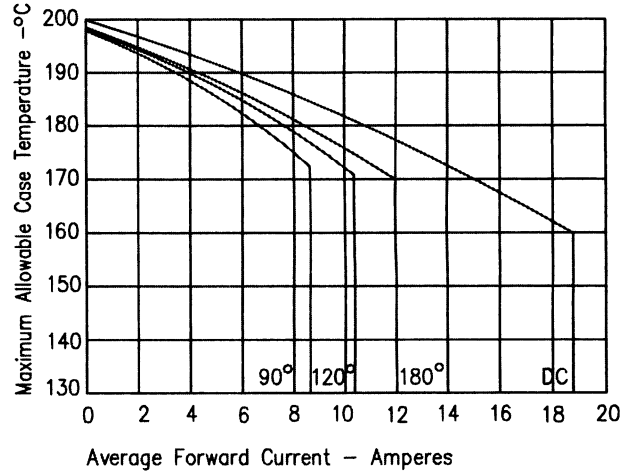


Figure 4  
Maximum Forward Power Dissipation

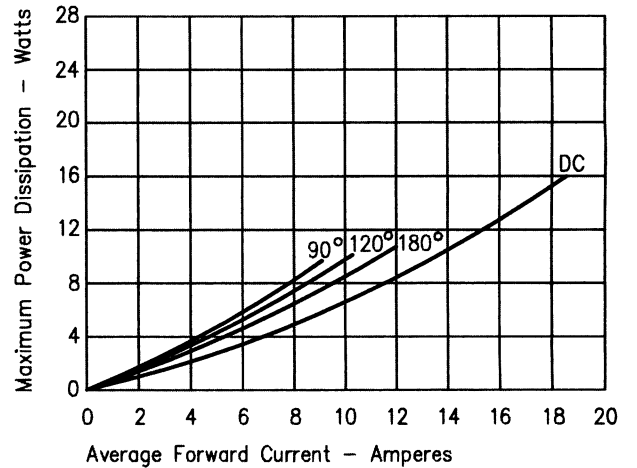


Figure 2  
Typical Reverse Characteristics

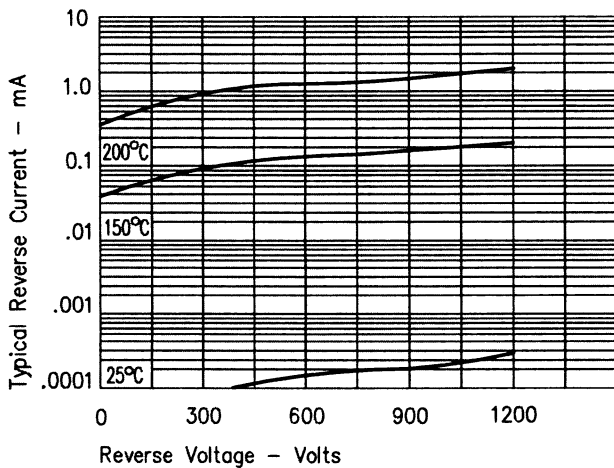


Figure 5  
Transient Thermal Impedance

