

PCB terminal block - PTSM 0,5/ 7-2,5-V SMD R44 - 1771143

Please be informed that the data shown in this PDF Document is generated from our Online Catalog. Please find the complete data in the user's documentation. Our General Terms of Use for Downloads are valid (<http://download.phoenixcontact.com>)




PCB terminal block, Nominal current: 6 A, Nom. voltage: 160 V, Pitch: 2.5 mm, Number of positions: 7, Connection method: Spring-cage conn., Mounting: SMD/THT/THR, Conductor/PCB connection direction: 90 °, Color: black

Product Features

- ✓ Compact low-profile SMD PCB terminal block with 2.5 mm pitch
- ✓ High current carrying capacity for high power transmission
- ✓ Supplied in tape-on-reel packing according to IEC 60286-3 for automated mounting
- ✓ Rugged solder anchor for secure, mechanical fixing to the surface
- ✓ Specifically designed for use in dedicated SMT processes
- ✓ Spring-cage connection with direct plug-in technology with a release mechanism



Key commercial data

Packing unit	1 PCE
Minimum order quantity	400 PCE
GTIN	 4 046356 460477
Custom tariff number	85369010
Country of origin	GERMANY

Technical data

Dimensions / positions

Length	5 mm
Pitch	2.5 mm
Dimension a	15 mm
Number of positions	7
Pin spacing	2.5 mm

Technical data

PCB terminal block - PTSM 0,5/ 7-2,5-V SMD R44 - 1771143

Technical data

Technical data

Range of articles	PTSM 0,5/..-V-SMD
Insulating material group	IIIa
Rated surge voltage (III/3)	2.5 kV
Rated surge voltage (III/2)	2.5 kV
Rated surge voltage (II/2)	2.5 kV
Rated voltage (III/3)	32 V
Rated voltage (III/2)	160 V
Rated voltage (II/2)	160 V
Connection in acc. with standard	EN-VDE
Nominal current I_N	6 A
Nominal cross section	0.5 mm ²
Maximum load current	6 A
Insulating material	LCP
Inflammability class according to UL 94	V0
Stripping length	6 mm
Nominal voltage, UL/CUL Use Group B	150 V
Nominal current, UL/CUL Use Group B	5 A

Connection data

Conductor cross section solid min.	0.14 mm ²
Conductor cross section solid max.	0.5 mm ²
Conductor cross section stranded min.	0.2 mm ²
Conductor cross section stranded max.	0.5 mm ²
Conductor cross section stranded, with ferrule without plastic sleeve min.	0.25 mm ²
Conductor cross section stranded, with ferrule without plastic sleeve max.	0.5 mm ²
Conductor cross section AWG/kcmil min.	24
Conductor cross section AWG/kcmil max	20
Minimum AWG according to UL/CUL	26
Maximum AWG according to UL/CUL	20

Classifications

ETIM

ETIM 3.0	EC001121
ETIM 4.0	EC002643
ETIM 5.0	EC002643

PCB terminal block - PTSM 0,5/ 7-2,5-V SMD R44 - 1771143

Classifications

UNSPSC

UNSPSC 11	39121432
UNSPSC 12.01	39121432
UNSPSC 13.2	39121432
UNSPSC 6.01	30211801
UNSPSC 7.0901	39121432

eCl@ss

eCl@ss 4.0	27141109
eCl@ss 4.1	27141109
eCl@ss 5.0	27141190
eCl@ss 5.1	27141190
eCl@ss 6.0	27261101
eCl@ss 7.0	27440401

Approvals

Approvals


Approvals

UL Recognized / cUL Recognized / GOST / cULus Recognized

Ex Approvals


Approvals submitted


Approval details

UL Recognized 	
	B
mm ² /AWG/kcmil	26-20
Nominal current I _N	5 A
Nominal voltage U _N	150 V

PCB terminal block - PTSM 0,5/ 7-2,5-V SMD R44 - 1771143

Approvals

cUL Recognized 	
	B
mm ² /AWG/kcmil	26-20
Nominal current I _N	5 A
Nominal voltage U _N	150 V

GOST 	
--	--

cULus Recognized 	
--	--

Accessories

Accessories

Tools

Phillips-screwdriver - SZS 0,4X2,0 - 1205202

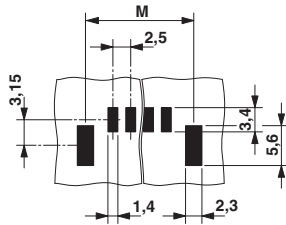


Micro screwdriver, bladed, size: 0.4 x 2.0 x 60 mm, 2-component grip, with non-slip grip and twist cap

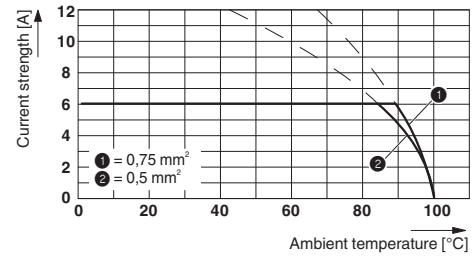
Drawings

PCB terminal block - PTSM 0,5/ 7-2,5-V SMD R44 - 1771143

Drilling diagram

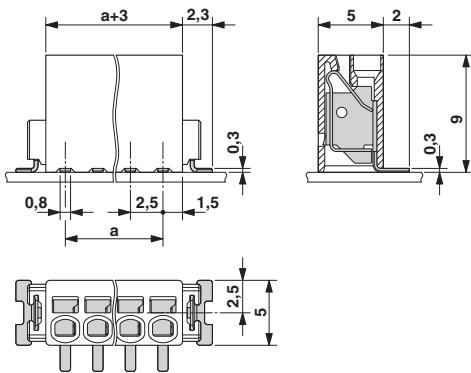


Diagram



Dimension M: 20.9 mm

Dimensioned drawing



Dimensioned drawing

