

TL8012-S

Versatile Safety Interlock Switch with Guard Door Locking

- High locking force of 2000 N (450 lb.)—locks guard door shut until machine is safe to enter
- NEMA 6 enclosure withstands water washdown cleaning
- Door and lock monitoring—the TL8012-S has a total of 5 contacts: 2 N/C safety + 1 N/O for door position monitoring plus 1 N/C + 1 N/O for lock monitoring
- Lid-mounted status light is on when solenoid is energized, indicating that solenoid has unlocked the guard door
- Rotatable head—provides 4 actuator entry positions to simplify installation
- Optional key release—this option on power-to-unlock models allows emergency manual unlocking of the guard door
- Long life—the TL8012, with its variety of stainless steel actuators and stainless steel guide, is designed for a minimum of one million actuations.



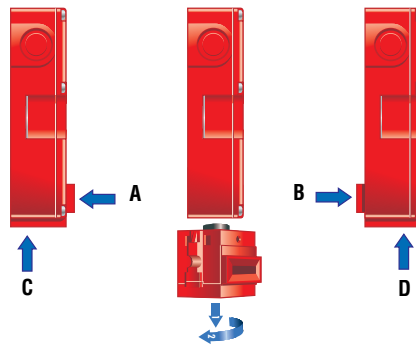

Conforms to EN1088, EN60947-5-1, EN292, EN60204-1
UL and C-UL listed

Specifications

Electrical	All Models	TL8012-S1 & -S2	TL8012-S3
Contact Configurations:		3 N/C + 2 N/O	4 N/C + 1 N/O
Safety Contacts:		3 N/C positive break	4 N/C positive break
Switching Ability	AC: 500 V–1 A, 250 V–2 A, 100 V–5 A DC: 250 V–0.5 A, 24 V–2 A		
Safety Contact Gap:	> 2 mm (0.079 in.)		
Auxiliary Contacts:		2 N/O (1 solenoid monitoring)	1 N/O
Max Switching Current/Volt/Amp:	500 V/500 VA		
Minimum Current:	5 V 5 mA DC		
Electrical Life:	1 x 10 ⁶ minimum		
Solenoid Supply Voltage:	24 VDC or 24 VAC/DC or 110 VAC or 220 VAC NOTE: 220 VAC not available for S2 and S3 configurations.		
Solenoid Power:	7 W, approx. 900 mA inrush		
Solenoid Rating:	100% duty		
Mechanical			
Mounting:	Any position		
Mounting Hardware:	4 x M5 screws		
Actuator Travel for Positive Opening:	7 mm (0.276 in.)		
Min Operating Radius:	Approximately 80 mm (3.25 in.) with flex actuator Approximately 175 mm (7 in.) with standard actuator		
Max Holding Force:	2000 N (450 lb.)		
Max Actuation Speed:	160 mm/sec (6.3 in./sec)		
Max Activation Frequency:	1 cycle/sec		
Case Material:	UL listed, glass-filled polyester		
Actuator Material:	Stainless steel		
Wiring Entry:	3 x M20 conduit with 0.5 in. NPT adapter		
Weight:	400 g (14 oz.)		
Color:	Red		
Mechanical Life:	1 x 10 ⁶ minimum		
Environmental			
Protection:	IP67 (NEMA 6)		
Operating Temperature:	-20 to 60°C (-4 to 176°F)		
Cleaning:	Water washdown		
Compliance			
Standards:	EN1088, EN60947-5-1, EN292, EN60204-1		

Note: The safety contacts are described as normally closed (N/C), i.e., with the guard closed, actuator in place, and the machine able to be started.


Operation



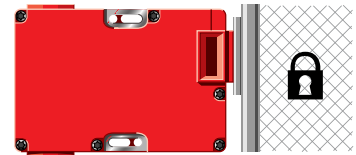
The head rotates 180° to give 4 possible actuator entry points.

Actuator Alignment Guide

Actuator alignment guide, easily replaced if damaged, provides an ideal letter box feature for mounting the switch behind a fixed panel.



A distance of 3.0 mm or less is required between face of switch and face of actuator for switch to lock.



Locking force = 450 lbs (2000 N) maximum

Optional Key Release Version

The TL8012-S is available with a key to provide emergency override of the switch locking mechanism by a qualified, responsible person.



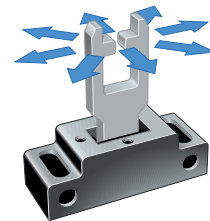
Optional Flat Actuator

Allows mounting to flat surfaces. Flexible rubber mounting bushings also allow for some actuator flexibility.



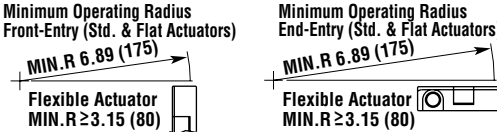
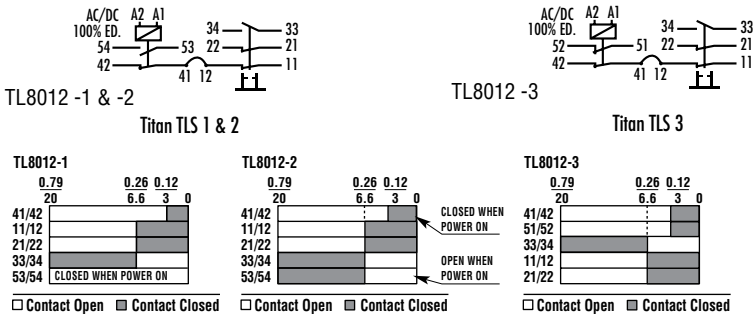
Optional Flexible 1 Actuator

15° flexibility in any direction. The actuator has 2 set screws for altering and locking adjustable angle.



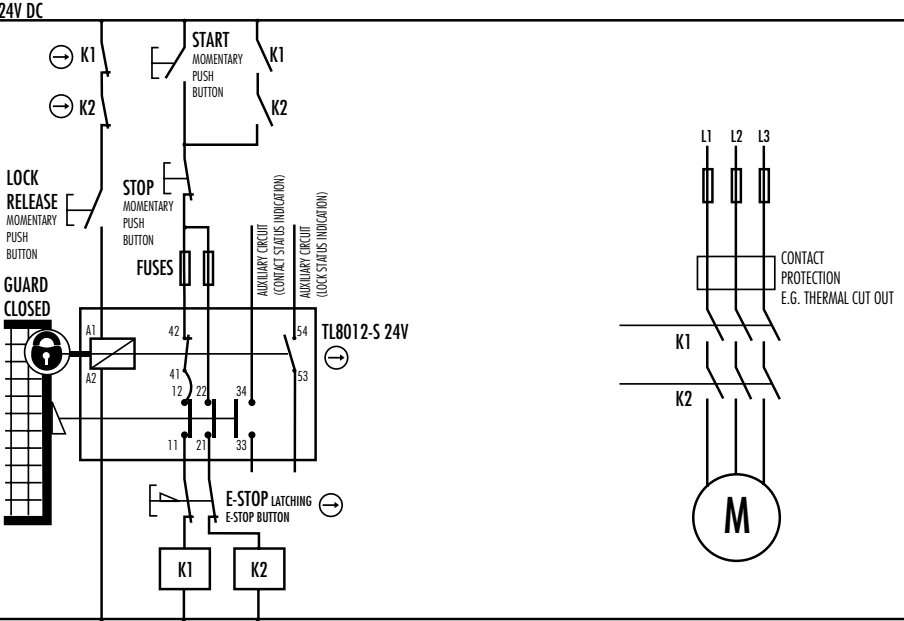

Operation (continued)

Contact Arrangements



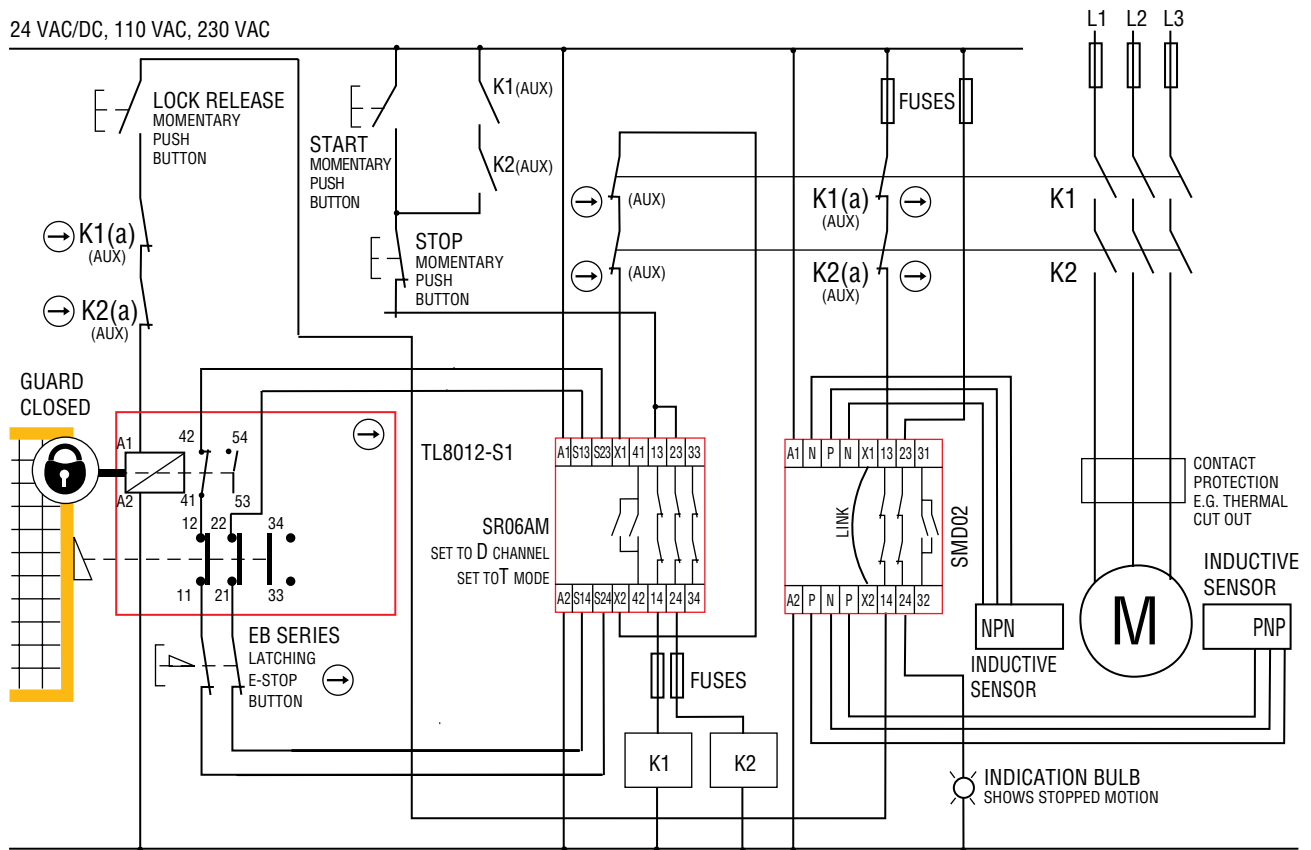
Applications

Typical applications are on sliding guard doors and swinging guard doors that must remain locked until a signal is applied to the internal solenoid that unlocks the guard door.



Applications continued

24 VAC/DC, 110 VAC, 230 VAC



■ Application Monitoring Units



SR223SMT Timer Unit

Used with the TL8012-S for machines with constant overrun. Gives a timed delay to the lock/release signal. Failsafe and adjustable to a range of times from 1.0 seconds up to 31 seconds.



SR125SMS Stop Motion Sensing Unit

Used with the TL8012-S for machines with inconstant or variable overrun. Senses back EMF of AC or DC motors. Failsafe and adjustable to a range of 0.01 V to 0.10 V.

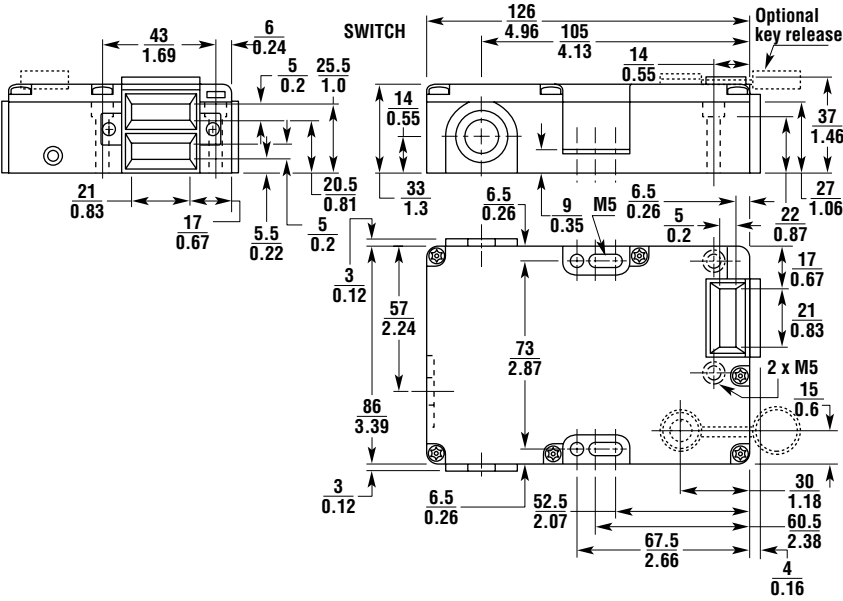


Safety Monitoring Relay Units

Safety monitoring relays ensure a maximum level of safety by monitoring all wiring in the safety circuit, including switches and contactors. Any fault and the power to the machine is switched off. A variety of safety monitoring relay units are available.

Dimensions

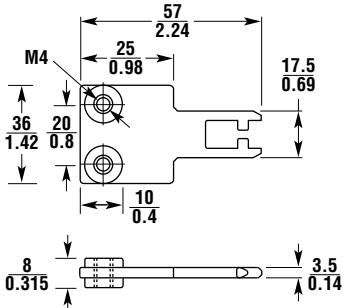
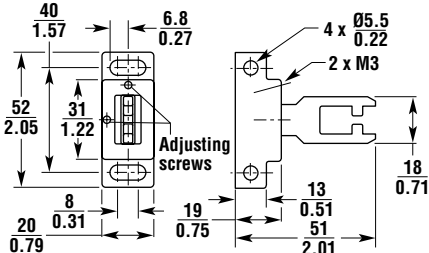
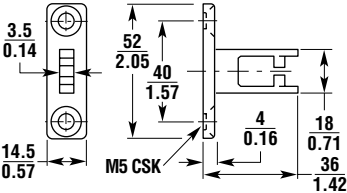
(mm/in.)



Standard Actuator

Flexible 1 Actuator

Flat Actuator



Ordering

Model	Solenoid	Contacts	Wiring Entry	Part No.
POWER TO UNLOCK				
TL8012-S1024SM (90-degree actuator)	24 VAC/DC	3 N/C + 2 N/O	3 x M20 with NPT adapter	44519-1080
TL8012-S1110SM (90-degree actuator)	110 VAC	3 N/C + 2 N/O	3 x M20 with NPT adapter	44519-1020
TL8012-S1220SM (90-degree actuator)	220 VAC	3 N/C + 2 N/O	3 x M20 with NPT adapter	44519-1030
TL8012-S1024FM (flex actuator)	24 VAC/DC	3 N/C + 2 N/O	3 x M20 with NPT adapter	44519-1100
TL8012-S1110FM (flex actuator)	110 VAC	3 N/C + 2 N/O	3 x M20 with NPT adapter	44519-1110
TL8012-S1220FM (flex actuator)	220 VAC	3 N/C + 2 N/O	3 x M20 with NPT adapter	44519-1120
TL8012-S1024TM (flat actuator)	24 VAC/DC	3 N/C + 2 N/O	3 x M20 with NPT adapter	44519-1130
TL8012-S1110TM (flat actuator)	110 VAC	3 N/C + 2 N/O	3 x M20 with NPT adapter	44519-1140
TL8012-S1220TM (flat actuator)	220 VAC	3 N/C + 2 N/O	3 x M20 with NPT adapter	44519-1150
POWER TO UNLOCK WITH KEY				
TL8012-S1024SKM w/ Key (90-degree actuator)	24 VAC/DC	3 N/C + 2 N/O	3 x M20 with NPT adapter	44519-1160
TL8012-S1110SKM w/ Key (90-degree actuator)	110 VAC	3 N/C + 2 N/O	3 x M20 with NPT adapter	44519-1170
TL8012-S1220SKM w/ Key (90-degree actuator)	220 VAC	3 N/C + 2 N/O	3 x M20 with NPT adapter	44519-1180
TL8012-S1024FKM w/ Key (flex actuator)	24 VAC/DC	3 N/C + 2 N/O	3 x M20 with NPT adapter	44519-1190
TL8012-S1110FKM w/ Key (flex actuator)	110 VAC	3 N/C + 2 N/O	3 x M20 with NPT adapter	44519-1200
TL8012-S1220FKM w/ Key (flex actuator)	220 VAC	3 N/C + 2 N/O	3 x M20 with NPT adapter	44519-1210
TL8012-S1024TKM w/ Key (flat actuator)	24 VAC/DC	3 N/C + 2 N/O	3 x M20 with NPT adapter	44519-1220
TL8012-S1110TKM w/ Key (flat actuator)	110 VAC	3 N/C + 2 N/O	3 x M20 with NPT adapter	44519-1230
TL8012-S1220TKM w/ Key (flat actuator)	220 VAC	3 N/C + 2 N/O	3 x M20 with NPT adapter	44519-1240
POWER TO LOCK				
TL8012-S2024SM (90-degree actuator)	24 VAC/DC	3 N/C + 2 N/O	3 x M20 with NPT adapter	44519-1040
TL8012-S2110SM (90-degree actuator)	110 VAC	3 N/C + 2 N/O	3 x M20 with NPT adapter	44519-1050
TL8012-S2024FM (flex 1 actuator)	24 VAC/DC	3 N/C + 2 N/O	3 x M20 with NPT adapter	44519-1090
TL8012-S2110FM (flex 1 actuator)	110 VAC	3 N/C + 2 N/O	3 x M20 with NPT adapter	44519-1250
TL8012-S2024TM (flat actuator)	24 VAC/DC	3 N/C + 2 N/O	3 x M20 with NPT adapter	44519-1260
TL8012-S2110TM (flat actuator)	110 VAC	3 N/C + 2 N/O	3 x M20 with NPT adapter	44519-1270
POWER TO UNLOCK				
TL8012-S3024SM (90-degree actuator)	24 VAC/DC	4 N/C + 1 N/O	3 x M20 with NPT adapter	44519-1400
TL8012-S3110SM (90-degree actuator)	110 VAC	4 N/C + 1 N/O	3 x M20 with NPT adapter	44519-1410
TL8012-S3024FM (flex 1 actuator)	24 VAC/DC	4 N/C + 1 N/O	3 x M20 with NPT adapter	44519-1430
TL8012-S3110FM (flex 1 actuator)	110 VAC	4 N/C + 1 N/O	3 x M20 with NPT adapter	44519-1440
TL8012-S3024TM (flat actuator)	24 VAC/DC	4 N/C + 1 N/O	3 x M20 with NPT adapter	44519-1460
TL8012-S3110TM (flat actuator)	110 VAC	4 N/C + 1 N/O	3 x M20 with NPT adapter	44519-1470

Ordering continued

Accessories and Spare Parts

Model	Part No.
Lockoff Actuator	44512-0700
Replacement 90-Deg Actuator	44519-0700
Replacement Flex 1 Actuator with Alignment Guide	44519-0710
Replacement Flat Actuator	44519-0720
TL8012-S Replacement Head	44519-0730
Spare TL8012-S Actuator Guide (Plastic)	44519-0740
Spare TL8012-S Actuator Guide (Stainless Steel)	44519-0750
Lid with Lock & Key (Use only with Power to Unlock)	44519-0760
Override Key, Molded Plastic	44530-0700
Spare M20 to NPT Adapter	44512-0110
M20 Cord Grip	44512-0090

OMRON AUTOMATION AMERICAS HEADQUARTERS • Chicago, IL USA • 847.843.7900 • 800.556.6766 • www.omron247.com

OMRON CANADA, INC. • HEAD OFFICE

Toronto, ON, Canada • 416.286.6465 • 866.986.6766 • www.omron247.com

OMRON ELECTRONICS DE MEXICO • HEAD OFFICE

México DF • 52.55.59.01.43.00 • 01-800-226-6766 • mela@omron.com

OMRON ELECTRONICS DE MEXICO • SALES OFFICE

Apodaca, N.L. • 52.81.11.56.99.20 • 01-800-226-6766 • mela@omron.com

OMRON ELETRÔNICA DO BRASIL LTDA • HEAD OFFICE

São Paulo, SP, Brasil • 55.11.2101.6300 • www.omron.com.br

OMRON ARGENTINA • SALES OFFICE

Cono Sur • 54.11.4783.5300

OMRON CHILE • SALES OFFICE

Santiago • 56.9.9917.3920

OTHER OMRON LATIN AMERICA SALES

54.11.4783.5300

OMRON EUROPE B.V. • Wegalaan 67-69, NL-2132 JD, Hoofddorp, The Netherlands. • +31 (0) 23 568 13 00 • www.industrial.omron.eu

Authorized Distributor:

Controllers & I/O

- Machine Automation Controllers (MAC) • Motion Controllers
- Programmable Logic Controllers (PLC) • Temperature Controllers • Remote I/O

Robotics

- Industrial Robots • Mobile Robots

Operator Interfaces

- Human Machine Interface (HMI)

Motion & Drives

- Machine Automation Controllers (MAC) • Motion Controllers • Servo Systems
- Frequency Inverters

Vision, Measurement & Identification

- Vision Sensors & Systems • Measurement Sensors • Auto Identification Systems

Sensing

- Photoelectric Sensors • Fiber-Optic Sensors • Proximity Sensors
- Rotary Encoders • Ultrasonic Sensors

Safety

- Safety Light Curtains • Safety Laser Scanners • Programmable Safety Systems
- Safety Mats and Edges • Safety Door Switches • Emergency Stop Devices
- Safety Switches & Operator Controls • Safety Monitoring/Force-guided Relays

Control Components

- Power Supplies • Timers • Counters • Programmable Relays
- Digital Panel Meters • Monitoring Products

Switches & Relays

- Limit Switches • Pushbutton Switches • Electromechanical Relays
- Solid State Relays

Software

- Programming & Configuration • Runtime