

## Panel mounting frames - VS-PPC-F2-MSTB-MNNA-1C-SPSA5 - 1405248


Please be informed that the data shown in this PDF Document is generated from our Online Catalog. Please find the complete data in the user's documentation. Our General Terms of Use for Downloads are valid (<http://download.phoenixcontact.com>)



MSTB panel mounting frame, IP67, for push-pull interlocking, metal, with integrated contact insert for conductor connection, spring-cage connection, 24 V, for round mounting cutout, with seal, without mounting screws



### Key commercial data

Packing unit	1 PCE
GTIN	 4 046356 334808
Custom tariff number	85366990
Country of origin	GERMANY

### Technical data

#### Mechanical characteristics

Number of positions	5
Locking type	Push Pull
Connection method	Spring-cage conn.
Conductor cross section	0.75 mm <sup>2</sup> ... 2.5 mm <sup>2</sup>
Connection cross section AWG	18 ... 13
Color	silver
Ambient temperature (operation)	-40 °C ... 70 °C

#### Ambient conditions

Ambient temperature (operation)	-40 °C ... 70 °C
Degree of protection	IP65/67

#### Material data

Inflammability class according to UL 94	V0
Housing material	Zinc die-cast

# Panel mounting frames - VS-PPC-F2-MSTB-MNNA-1C-SPSA5 - 1405248

## Technical data

### Material data

Housing surface material	Nickel-plated
Contact carrier material	PA
Contact material	Copper alloy
Contact surface material	Gold over nickel
Material	Metal
Sealing material	NBR
Seal material	NBR

### Electrical characteristics

Number of positions	5
Pollution degree	2

## Classifications

### ETIM

ETIM 3.0	EC002310
ETIM 4.0	EC002310
ETIM 5.0	EC002310

### UNSPSC

UNSPSC 11	31261501
UNSPSC 12.01	31261501
UNSPSC 13.2	31261501
UNSPSC 6.01	31261501
UNSPSC 7.0901	31261501

### eCl@ss

eCl@ss 4.0	272607xx
eCl@ss 4.1	27260701
eCl@ss 5.0	27260701
eCl@ss 5.1	27260701
eCl@ss 6.0	27261207
eCl@ss 7.0	27440210
eCl@ss 8.0	27440210

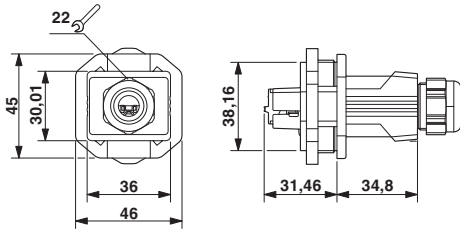
## Drawings

# Panel mounting frames - VS-PPC-F2-MSTB-MNNA-1C-SPSA5 - 1405248

Drilling diagram

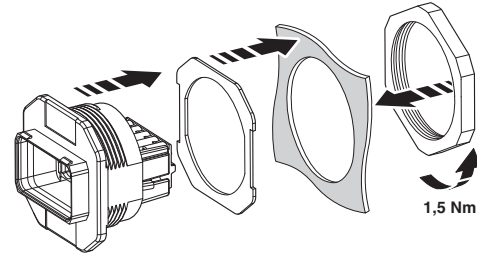
Panel cutout

Dimensioned drawing

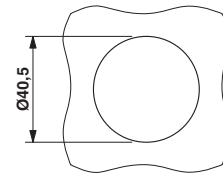


Push-Pull MSTB panel mounting frame

Schematic diagram



Dimensioned drawing



Panel cutout