

Camera Link® Cable

NEED CUSTOMS?
See Page 25

- Ideal for Motion Video, Vision and Frame Grabber Applications
- Exceeds Camera Link® Standards
- Separately-Shielded Conductors in Flat Package Provides Fastest Data Speeds

Cicoil Camera Link® cable is ideal for motion video and frame grabber applications that require an extremely durable and harsh environment resistant design. This design features a 10 million flex cycle life and high flexibility through the use of ultra-flex copper stranded wire in the 11 twinax, dual-shielded cables that comprise the Cicoil Camera Link® cable. Also, individually-shielded conductors in a flat cable create a constant, clear signal path for the highest data speeds available.



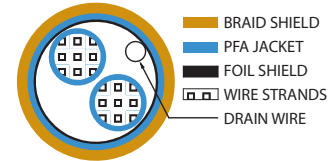
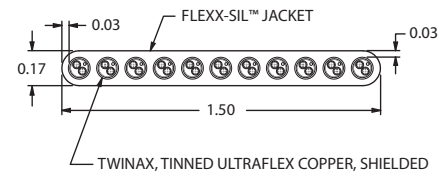
Applications
Aerospace, Robotics, Medical, Semiconductor, Automation

Cable


Amp Rating ¹	Conductor Gauge	No. of Pairs	Dimensions [inches]		Part Number
			Width	Height	
5	28 AWG	11	1.50	0.17	CL-1000

Note
1. Amp rating is the maximum value for each conductor at room temperature of 70°F (21°C). Amp rating decreases as temperature increases.

Dimensions



Cable Assemblies



Please contact Cicoil for other connectors and length options.

Connector Type	Temperature Rating	Cable Length (feet)	Part Number Addition
Metal	-55°C to +105°C	3	-M-CA003
		6	-M-CA006
		12	-M-CA012
Plastic	-20°C to +85°C	3	-P-CA003
		6	-P-CA006
		12	-P-CA012

Notes

1. Append onto base cable Part Number for complete assembly.
Example: CL-1000-M-CA003
2. Connector ratings may differ from cable ratings; refer to manufacturer specifications.

Assembly Dimensions



Connectors
• Signal (J1): Camera Link

Cable Specifications

All engineering values are nominal and subject to change.

Mechanical	Environmental
Conductors: Ultra flexible, finely stranded, tinned copper	Temperature Rating: -65°C to +165°C
Shielding: Ultra flexible, braided shields, with 90% nominal coverage	Moisture Rating: Submersible, Salt Water Resistant
Minimum Bend Radius: - 6x cable height for intermediate flex - 10x cable height for continuous flex	Clean Room Rating: Class 1, Zero Particulates
Flex Life: 10,000,000 cycles nominal	Extreme Environments: Sunlight, UV Light, Alcohol, Chemical and Oil Resistant
Outer Jacket Durometer Rating: 65 (Shore A)	Electrical
	Outer Jacket Dielectric Strength: 450 volts/mil (17.7 kv/mm)
	See Electrical Rating Chart on Page 47

Options

Page

Additional Conductors	26
Low Friction Options	28
StripMount™ Integrated Mounting Strip	28
Integrated Tubing	29
SuperTuff™ Jacket	29
Colored Jacketing	29
Strip and Tin Cable Ends	29
FlexRail™ Self-Supporting Cable	30
Complete Assembly	31