


Number of contacts

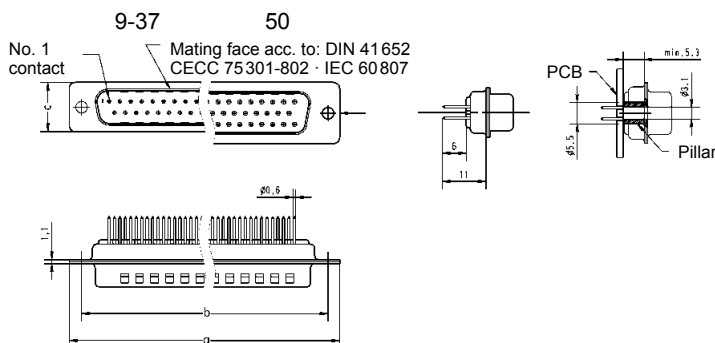
# 9-50



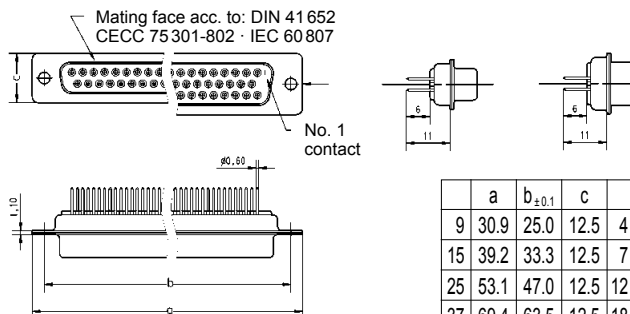
Turned solder pins, straight

| Identification   | No. of contacts           | Part number  |  |
|--|---------------------------|--|--|
| Performance levels<br>Explanations see page 05.04<br>Other performance levels on request |                           | Performance level 3  | Performance level 2  |
| Male connector<br>metal shell with dimples   | 9<br>15<br>25<br>37<br>50 | 09 67 009 5654<br>09 67 015 5654<br>09 67 025 5654<br>09 67 037 5654<br>09 67 050 5654 <sup>1)</sup> | 09 67 009 5655<br>09 67 015 5655<br>09 67 025 5655<br>09 67 037 5655<br>09 67 050 5655 <sup>1)</sup> |
| Female connector<br>metal shell  | 9<br>15<br>25<br>37<br>50 | 09 67 009 4754<br>09 67 015 4754<br>09 67 025 4754<br>09 67 037 4754<br>09 67 050 4754 <sup>1)</sup> | 09 67 009 4755<br>09 67 015 4755<br>09 67 025 4755<br>09 67 037 4755<br>09 67 050 4755 <sup>1)</sup> |

Male connector

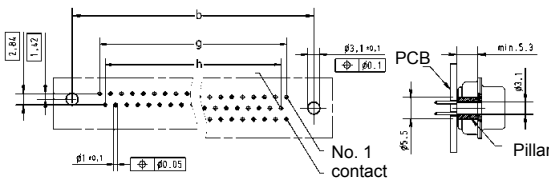


Female connector



|    | a    | b <sub>±0.1</sub> | c    | g                 | h                 |
|----|------|-------------------|------|-------------------|-------------------|
| 9  | 30.9 | 25.0              | 12.5 | 4 x 2.74 = 10.96  | 3 x 2.74 = 8.22   |
| 15 | 39.2 | 33.3              | 12.5 | 7 x 2.74 = 19.18  | 6 x 2.74 = 16.44  |
| 25 | 53.1 | 47.0              | 12.5 | 12 x 2.76 = 33.12 | 11 x 2.76 = 30.36 |
| 37 | 69.4 | 63.5              | 12.5 | 18 x 2.76 = 49.68 | 17 x 2.76 = 46.92 |
| 50 | 67.0 | 61.1              | 15.4 | 16 x 2.76 = 44.16 | 15 x 2.76 = 41.40 |

Board drillings



Dimensions in mm

<sup>1)</sup> Not normally kept in stock

Mating conditions see page 05.04