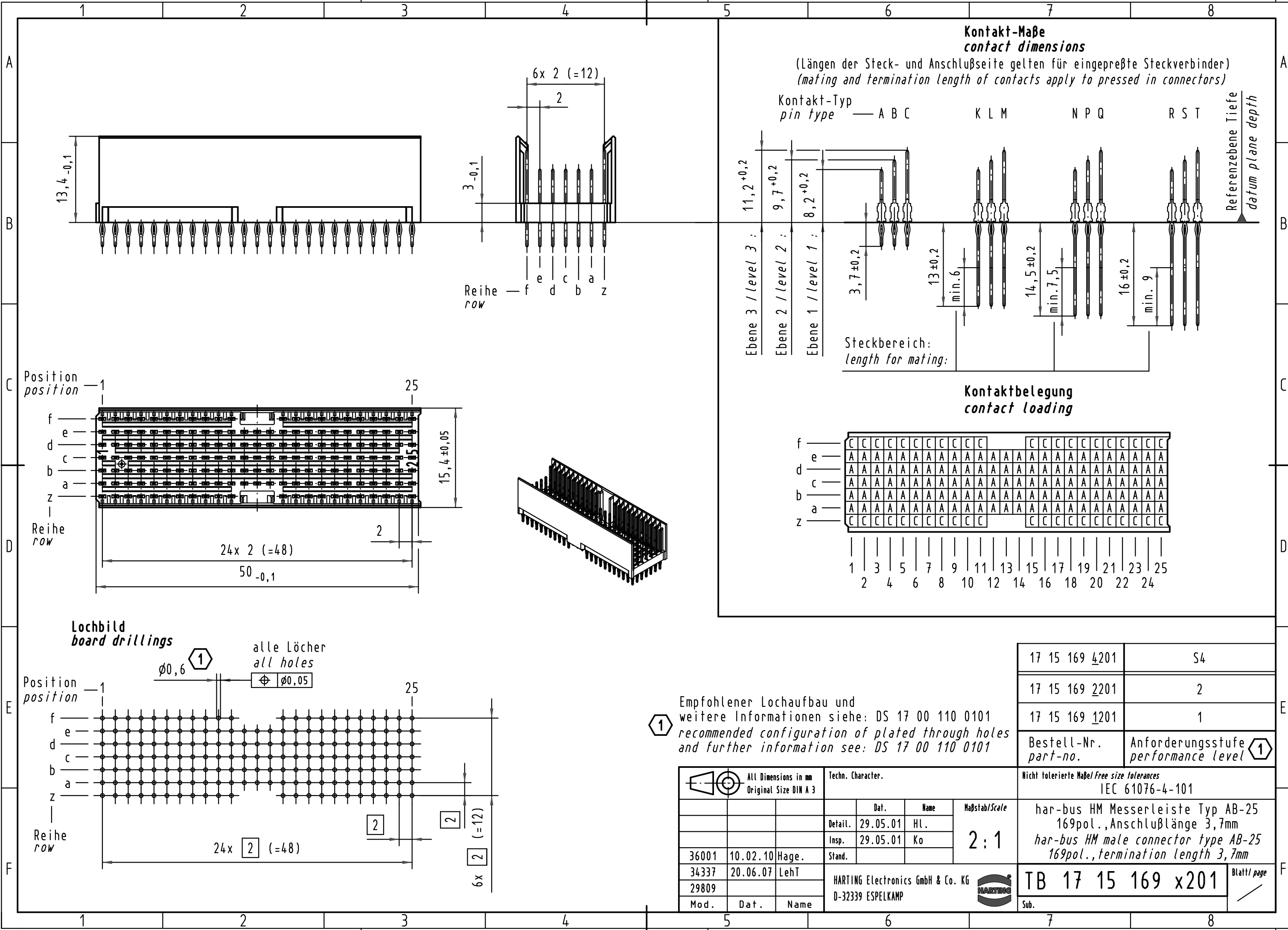


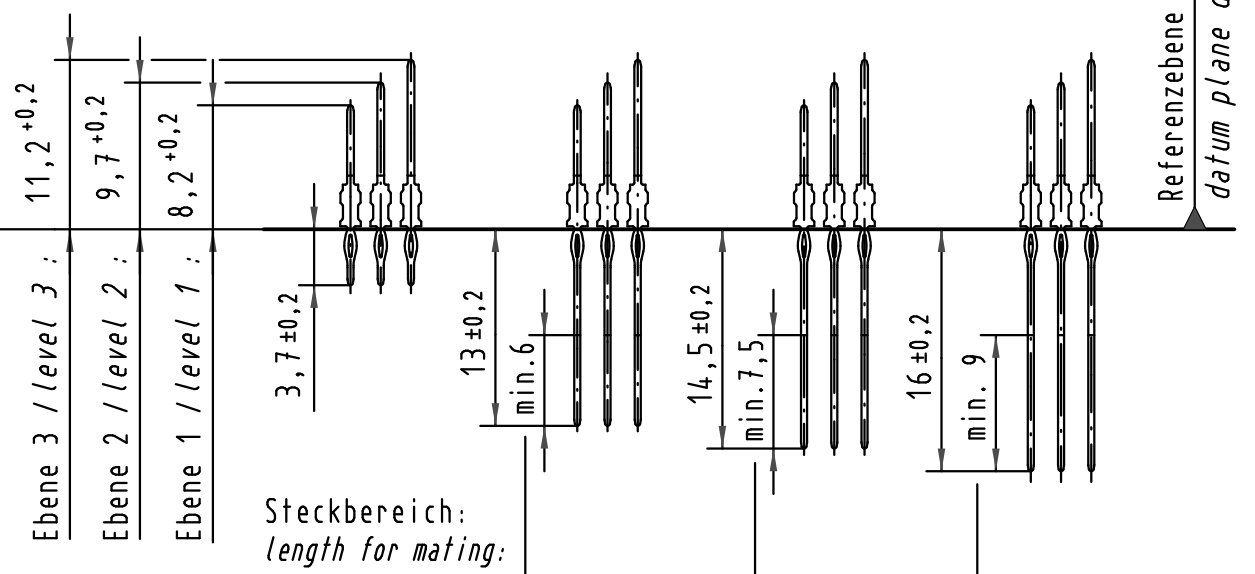
Alle Rechte vorbehalten/ All rights reserved



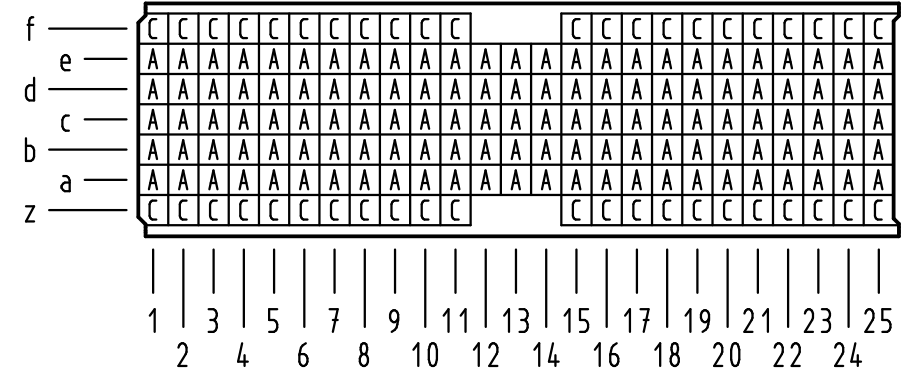
Kontakt-Maße
contact dimensions

(Längen der Steck- und Anschlußseite gelten für eingepreßte Steckverbinder)
(mating and termination length of contacts apply to pressed in connectors)

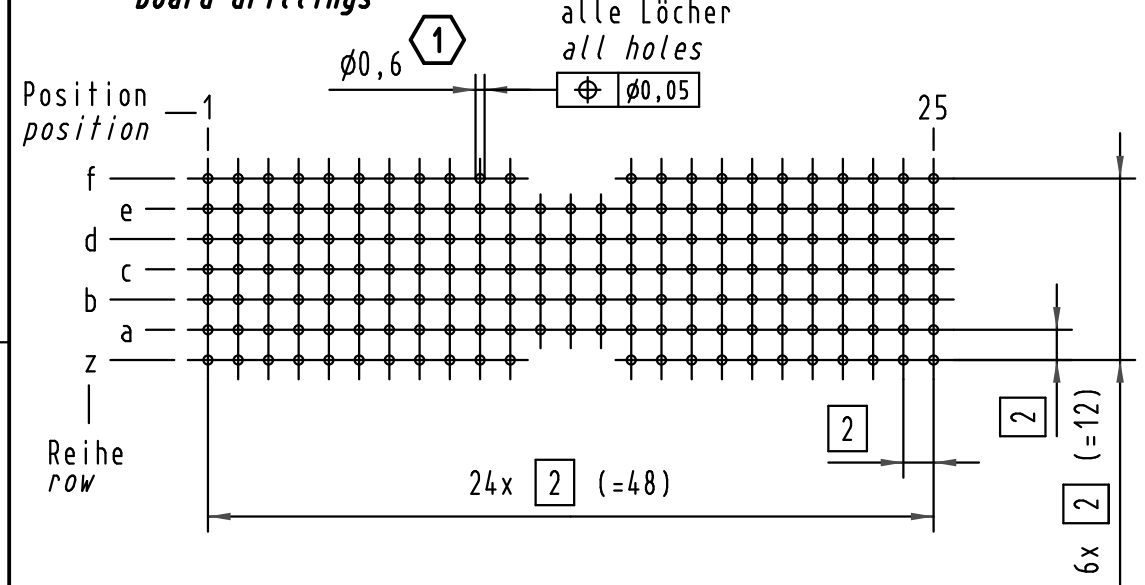
Kontakt-Typ
pin type — A B C K L M N P Q R S T



Kontaktbelegung
contact loading



Lochbild
board drillings



Empfohlener Lochaufbau und weitere Informationen siehe: DS 17 00 110 0101
recommended configuration of plated through holes and further information see: DS 17 00 110 0101

| | |
|-------------------------|---|
| 17 15 169 4201 | S4 |
| 17 15 169 2201 | 2 |
| 17 15 169 1201 | 1 |
| Bestell-Nr. part-no. | Anforderungsstufe performance level 1 |

| | | | | | |
|-------|----------------|-------------------|--|--|---------------------------------|
| | | Techn. Character. | | Nicht tolerierte Maßel/Free size tolerances IEC 61076-4-101 | |
| | | Dat. | Name | har-bus HM Messerleiste Typ AB-25 169pol., Anschlußlänge 3,7mm har-bus HM male connector type AB-25 169pol., termination length 3,7mm | |
| | | Detail. | 29.05.01 HL. | | |
| | | Insp. | 29.05.01 Ko | | |
| | | Stand. | | | |
| 36001 | 10.02.10 Hage. | | | 2:1 HARTING HARTING | TB 17 15 169 x201 Blatt/page |
| 34337 | 20.06.07 LehT | | | | |
| 29809 | | | | | |
| Mod. | Dat. | Name | HARTING Electronics GmbH & Co. KG D-32339 ESPELKAMP | | Sub. |