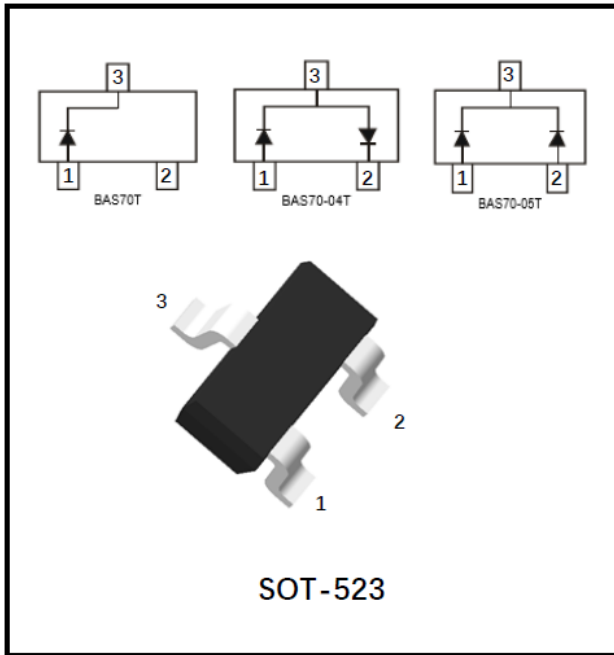


Schottky Barrier Diode



Features

- Fast switching
- Surface mount package ideally Suited for Automatic Insertion
- Epoxy meets UL-94 V-0 flammability rating, halogen-free

Mechanical Data

- **Package:** SOT-523
- **Terminals:** Tin plated leads, solderable per J-STD-002 and JESD22-B102
- **Marking:**

BAS70T	7C
BAS70-04T	7D
BAS70-05T	7E

■Maximum Ratings (Ta=25°C Unless otherwise specified)

Item	Symbol	Unit	Value
Reverse Voltage	V_R	V	70
Forward Continuous Current	I_F	mA	70
Non-Repetitive Peak Forward Surge Current @ t = 8.3ms	I_{FSM}	A	0.1
Power Dissipation	P_D	mW	150
Thermal Resistance from Junction to Ambient	$R_{\theta JA}$	°C/W	667
Operation Junction Temperature	TJ	°C	125
Storage Temperature	TSTG	°C	-55 to +125



BAS70T THRU BAS70-05T

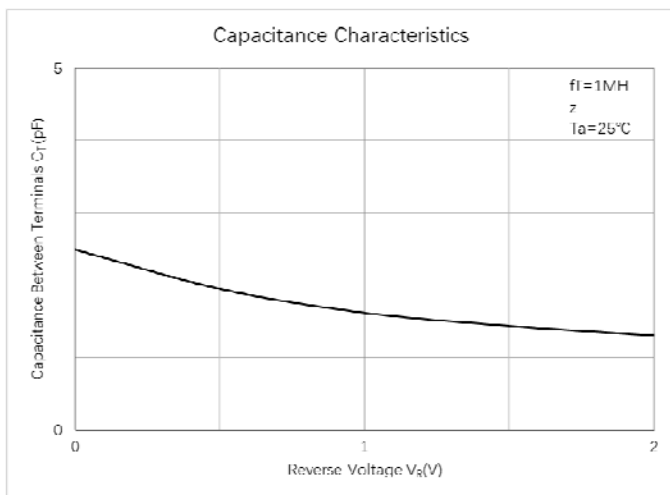
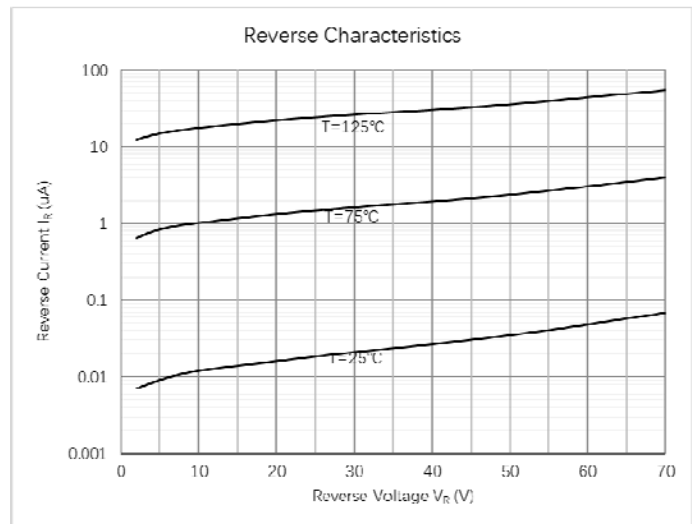
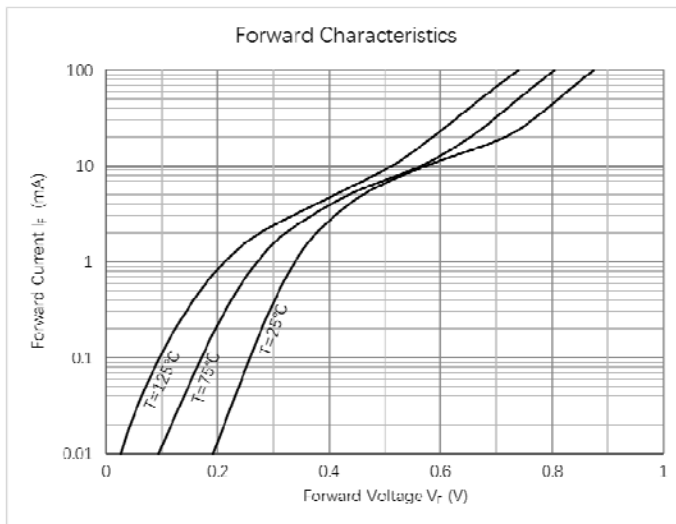
■ Electrical Characteristics (Ta=25°C unless otherwise specified)

Item	Symbol	Unit	Conditions	Value
Reverse Voltage	V_R	V	$I_R=10\mu A$	70
Maximum Instantaneous Forward Voltage	V_F	V	$I_F=1mA$	0.41
			$I_F=15mA$	1.0
Maximum DC Reverse Current	I_R	nA	$V_R=50V$	100
Typical Junction Capacitance	C_J	pF	$f=1.0MHz, V_R=1V$	2
Reverse Recovery Time	T_{rr}	ns	$I_F=I_R=10mA$ $I_{rr}=0.1 \cdot I_R, R_L=100\Omega$	5

■ Ordering Information (Example)

Prefered P/N	Packing Code	Unit Weight(G)	Minimum Package(Pcs)	Inner Box Quantity(Pcs)	Outer Carton Quantity(Pcs)	Delivery Mode
BAS70T THRU BAS70-05T	F2	Approximate 0.0027	3000	30000	120000	7" reel

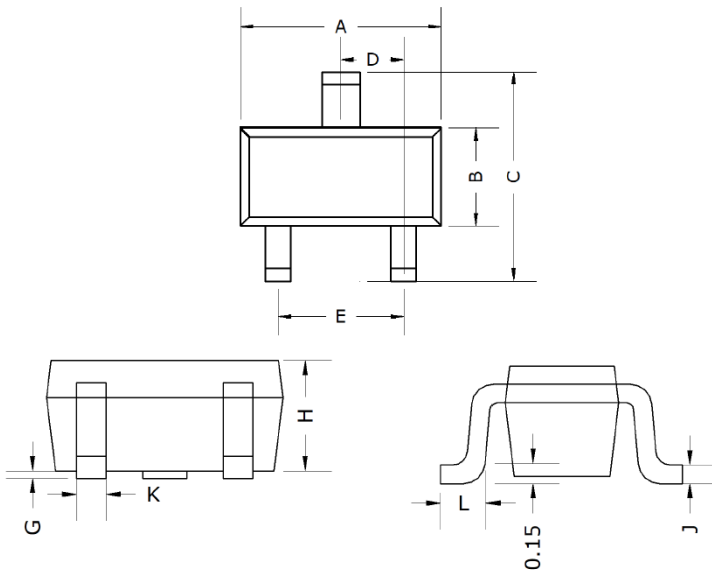
■ Characteristics (Typical)





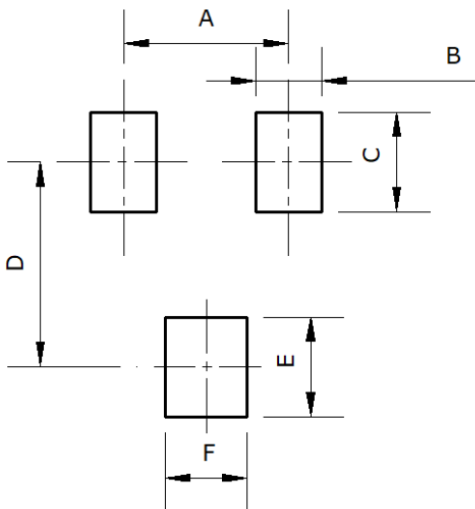
BAS70T THRU BAS70-05T

■ SOT-523 Package Outline Dimensions



DIMENSIONS				
DIM	INCHES		MM	
	MIN	MAX	MIN	MAX
A	0.059	0.067	1.50	1.70
B	0.030	0.033	0.75	0.85
C	0.057	0.069	1.45	1.75
D	0.020TYP		0.50TYP	
E	0.035	0.043	0.90	1.10
G	0.000	0.004	0.00	0.10
H	0.024	0.031	0.60	0.80
J	0.004	0.008	0.10	0.20
K	0.006	0.014	0.15	0.35
L	0.010	0.018	0.26	0.46

■ SOT-523 Suggested Pad Layout



DIMENSIONS	
DIM	MM (TYP)
A	1.00
B	0.40
C	0.60
D	1.24
E	0.60
F	0.50



BAS70T THRU BAS70-05T

Disclaimer

The information presented in this document is for reference only. Yangzhou Yangjie Electronic Technology Co., Ltd. reserves the right to make changes without notice for the specification of the products displayed herein to improve reliability, function or design or otherwise.

The product listed herein is designed to be used with ordinary electronic equipment or devices, and not designed to be used with equipment or devices which require high level of reliability and the malfunction of which would directly endanger human life (such as medical instruments, transportation equipment, aerospace machinery, nuclear-reactor controllers, fuel controllers and other safety devices), Yangjie or anyone on its behalf, assumes no responsibility or liability for any damages resulting from such improper use of sale.

This publication supersedes & replaces all information previously supplied. For additional information, please visit our website [http:// www.21yangjie.com](http://www.21yangjie.com) , or consult your nearest Yangjie's sales office for further assistance.