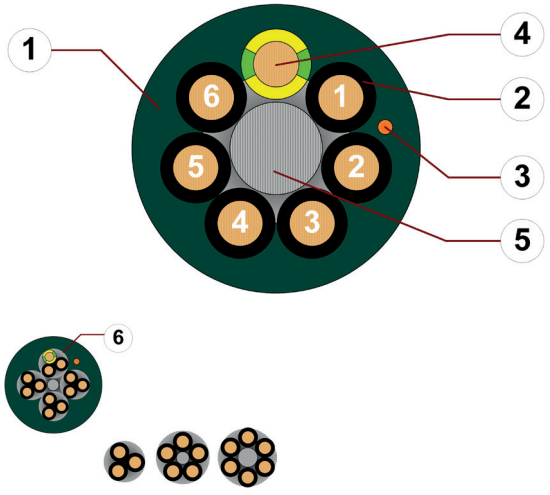


Data sheet

chainflex® CF5



Control cable (Class 5.5.2.2) • For heavy duty applications • PVC outer jacket • Oil-resistant
• Flame retardant



1. Outer jacket: Pressure extruded, gusset-filling, oil-resistant PVC mixture
2. Core insulation: Mechanically high-quality TPE or PVC mixture
3. CFRIP: Tear strip for faster cable stripping
4. Conductor: Fine-wire stranded conductor consisting of bare copper wires
5. Strain relief: Tensile stress-resistant centre element
6. 12 cores or more: Bundles with optimised pitch length and pitch direction

Example image
For detailed overview please see design table

Cable structure

	Conductor	Finely stranded conductor consisting of bare copper wires (following DIN EN 60228).
	Core insulation	Cores $\leq 0.5 \text{ mm}^2$: Mechanically high-quality TPE mixture. Cores $\geq 0.75 \text{ mm}^2$: Mechanically high-quality PVC mixture.
	Core structure	Number of cores < 12: Cores wound in a layer with short pitch length. Number of cores ≥ 12: Cores wound in bundles which are then wound around a high tensile strength centre element, all with optimised short pitch lengths and directions. Especially low-torsion structure.
	Core identification	Cores $\leq 0.34 \text{ mm}^2$: Colour code in accordance with DIN 47100. Cores $\geq 0.5 \text{ mm}^2$: Black cores with white numbers, one green-yellow core.
	Outer jacket	Low-adhesion, oil-resistant PVC mixture, adapted to suit the requirements in e-chains® (following DIN EN 50363-4-1). Colour: Moss green (similar to RAL 6005) Printing: white
	CFRIP®	Strip cables faster: a tear strip is moulded into the outer jacket Video ▶ www.igus.eu/CFRIP

„00000 m^{***} igus chainflex CF5.--.① ----② 300/500V E310776

cRUs AWM Style 2570 VW-1 AWM I/II A/B 80°C 600V FT1 EAC CE UKCA

RoHS-II conform www.igus.de +++ chainflex cable works +++

* **Length printing:** Not calibrated. Only intended as an orientation aid.
① / ② Cable identification according to Part No. (see technical table).
Example: ... chainflex ... CF5.02.36 ... 36x0.25 ... 300 V/500 V ...



igus 36-month chainflex cable guarantee and service life calculator based on 2 billion test cycles per year



Data sheet

chainflex® CF5









Control cable (Class 5.5.2.2) ● For heavy duty applications ● PVC outer jacket ● Oil-resistant ● Flame retardant



Example image
igus® chainflex® CF5

Dynamic information

	Bend radius	e-chain® linear flexible fixed	minimum 6.8 x d minimum 5 x d minimum 4 x d
	Temperature	e-chain® linear flexible fixed	+5 °C up to +70 °C -5 °C up to +70 °C (following DIN EN 60811-504) -15 °C up to +70 °C (following DIN EN 50305)
	v max.	unsupported gliding	10 m/s 5 m/s
	a max.		80 m/s ²
	Travel distance		Unsupported travels and up to 100 m for gliding applications, Class 5
	Torsion		± 90°, with 1 m cable length, Class 2



These values are based on specific applications or tests. They do not represent the limit of what is technically feasible.

Guaranteed service life according to guarantee conditions

Double strokes	5 million		7.5 million		10 million	
	< 10 m	≥ 10 m	< 10 m	≥ 10 m	< 10 m	≥ 10 m
Temperature, from/to [°C]	R min. [factor x d]	R min. [factor x d]	R min. [factor x d]	R min. [factor x d]	R min. [factor x d]	R min. [factor x d]
+5/+15	7.5	10	8.5	11	9.5	12
+15/+60	6.8	7.5	7.8	8.5	8.8	9.5
+60/+70	7.5	10	8.5	11	9.5	12

Minimum guaranteed service life of the cable under the specified conditions.
The installation of the cable is recommended within the middle temperature range.

Electrical information

	Nominal voltage	300/500 V (following DIN VDE 0298-3) 600 V (following UL)
	Testing voltage	2000 V (following DIN EN 50395)



Data sheet

chainflex® CF5




Control cable (Class 5.5.2.2) ● For heavy duty applications ● PVC outer jacket ● Oil-resistant ● Flame retardant



Example image

Properties and approvals

-  **UV resistance** Medium
-  **Oil resistance** Oil-resistant (following DIN EN 50363-4-1), Class 2
-  **Flame retardant** According to IEC 60332-1-2, Cable Flame, VW-1, FT1, FT2 / Horizontal Flame
-  **Silicone-free** Free from silicone which can affect paint adhesion (following PV 3.10.7 – status 1992)
-  **UL verified** Certificate No. B129699: „igus 36-month chainflex cable guarantee and service life calculator based on 2 billion test cycles per year“
-  **UL/CSA AWM** Details see table UL/CSA AWM
-  **NFPA** Following NFPA 79-2018, chapter 12.9
-  **EAC** Certificate No. RU C-DE.ME77.B.00300/19
-  **REACH** In accordance with regulation (EC) No. 1907/2006 (REACH)
-  **Lead-free** Following 2011/65/EC (RoHS-II/RoHS-III)
-  **Cleanroom** According to ISO Class 2, material/cable tested by IPA according to ISO standard 14644-1
-  **CE** Following 2014/35/EU
-  **UKCA** In accordance with the valid regulations of the United Kingdom (as at 08/2021)

Properties and approvals

UL/CSA AWM Details

Conductor nominal cross section [mm ²]	Number of cores	UL style core insulation	UL style outer jacket	UL Voltage Rating [V]	UL Temperature Rating [°C]
0.25	36	10492	2570	600	80
0.34	15-25	10492	2570	600	80
0.5	2-30	10492	2570	600	80
0.75	3-42	11113	2570	600	80
1	3-25	11113	2570	600	80
1.5	3-36	11113	2570	600	80
2.5	4-25	11113	2570	600	80



Data sheet

chainflex® CF5



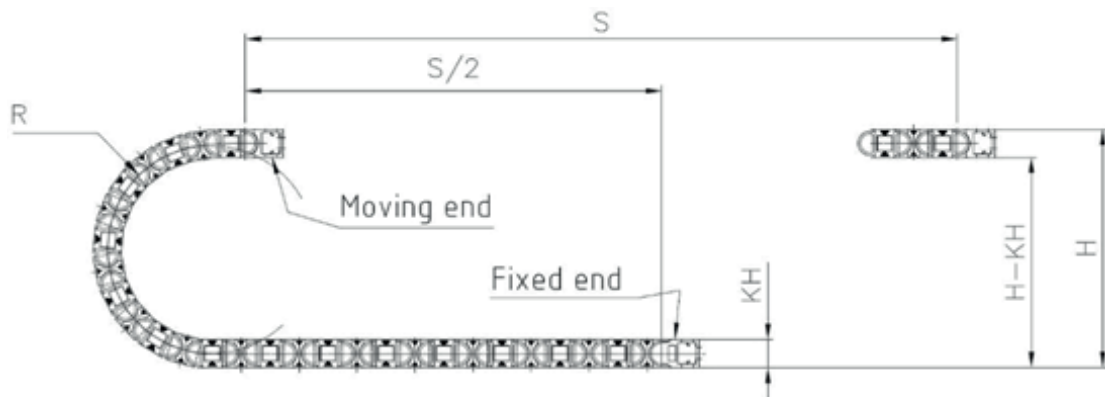
Control cable (Class 5.5.2.2) ● For heavy duty applications ● PVC outer jacket ● Oil-resistant ● Flame retardant



Example image

Typical lab test setup for this cable series

Test bend radius R	approx. 38 - 200 mm
Test travel S	approx. 1 - 15 m
Test duration	minimum 2 - 4 million double strokes
Test speed	approx. 0.5 - 2 m / s
Test acceleration	approx. 0.5 - 1.5 m / s ²



Typical application areas

- For heavy duty applications, Class 5
- Unsupported travel distances and up to 100 m for gliding applications, Class 5
- Light oil influence, Class 2
- Torsion ± 90°, with 1 m cable length, Class 2
- Preferably indoor applications, but also outdoor ones at temperatures > 5 °C
- Storage and retrieval units for high-bay warehouses, machining units/packages machines, quick handling, indoor cranes



igus 36-month chainflex cable guarantee and service life calculator based on 2 billion test cycles per year



Data sheet

chainflex® CF5



Control cable (Class 5.5.2.2) ● For heavy duty applications ● PVC outer jacket ● Oil-resistant
● Flame retardant



Technical tables:

Mechanical information

Part No.	Number of cores and conductor nominal cross section	Outer diameter (d) max.	Copper index	Weight
	[mm ²]	[mm]	[kg/km]	[kg/km]
CF5.02.36	36x0.25	15.0	99	209
CF5.03.15	15x0.34	11.0	55	113
CF5.03.18	18x0.34	12.0	67	143
CF5.03.25	25x0.34	14.0	92	194
CF5.05.02	2x0.5	6.0	11	38
CF5.05.03	3G0.5	6.0	16	41
CF5.05.04	4G0.5	6.5	21	47
CF5.05.05	5G0.5	7.0	25	59
CF5.05.07	7G0.5	8.0	36	78
CF5.05.12	12G0.5	11.0	61	131
CF5.05.18	18G0.5	13.0	91	190
CF5.05.25	25G0.5	16.0	124	281
CF5.05.30	30G0.5	18.0	149	325
CF5.07.03	3G0.75	6.5	23	54
CF5.07.04	4G0.75	7.0	32	67
CF5.07.05	5G0.75	7.5	39	82
CF5.07.07	7G0.75	9.0	56	115
CF5.07.12	12G0.75	12.5	91	189
CF5.07.18	18G0.75	15.0	134	269
CF5.07.25	25G0.75	17.5	190	384
CF5.07.36	36G0.75	22.0	267	587
CF5.07.42	42G0.75	23.5	313	745
CF5.10.03	3G1.0	6.5	31	56
CF5.10.04	4G1.0	7.0	41	78
CF5.10.05	5G1.0	8.0	50	94
CF5.10.07	7G1.0	9.5	74	130
CF5.10.12	12G1.0	13.0	119	227
CF5.10.18	18G1.0	16.5	179	306
CF5.10.25	25G1.0	19.5	248	487

Note: The given outer diameters are maximum values and may tend toward lower tolerance limits.
G = with green-yellow earth core x = without earth core



igus 36-month chainflex cable guarantee and service life calculator based on 2 billion test cycles per year



Example image

Data sheet

chainflex® CF5



Control cable (Class 5.5.2.2) ● For heavy duty applications ● PVC outer jacket ● Oil-resistant
● Flame retardant



Part No.	Number of cores and conductor nominal cross section	Outer diameter (d) max.	Copper index	Weight
	[mm ²]	[mm]	[kg/km]	[kg/km]
CF5.15.03	3G1.5	7.5	46	74
CF5.15.04	4G1.5	8.0	61	105
CF5.15.05	5G1.5	9.0	75	127
CF5.15.07 ¹⁷⁾	7G1.5	10.5	105	180
CF5.15.12	12G1.5	15.0	179	264
CF5.15.18	18G1.5	19.5	267	478
CF5.15.25	25G1.5	21.5	371	645
CF5.15.36	36G1.5	26.5	529	960
CF5.25.04	4G2.5	10.0	96	170
CF5.25.05	5G2.5	11.0	120	200
CF5.25.07 ¹⁷⁾	7G2.5	13.0	169	279
CF5.25.12	12G2.5	18.5	284	480
CF5.25.18	18G2.5	23.5	427	765
CF5.25.25	25G2.5	27.5	591	1054

¹⁷⁾ When using the cables with „7G1.5mm²“ and „G2.5mm²“ minimum bend radius must be 17.5xd with gliding travel distance ≥ 5m.

Note: The given outer diameters are maximum values and may tend toward lower tolerance limits.
G = with green-yellow earth core x = without earth core



Data sheet

chainflex® CF5



Control cable (Class 5.5.2.2) ● For heavy duty applications ● PVC outer jacket ● Oil-resistant
● Flame retardant



Example image

Electrical information

Conductor nominal cross section [mm ²]	Maximum conductor resistance at 20 °C (following DIN EN 50289-1-2) [Ω/km]	Max. current rating at 30 °C [A]
0.25	79	4
0.34	57	5
0.5	39	8
0.75	26	12
1	19.5	15
1.5	13.3	18
2.5	8	26

The final maximum current rating depends among other things on the ambient conditions, the type of the installation and the number of loaded cores.



igus 36-month chainflex cable guarantee and service life calculator based on 2 billion test cycles per year



Data sheet

chainflex® CF5



Control cable (Class 5.5.2.2) • For heavy duty applications • PVC outer jacket • Oil-resistant
• Flame retardant



Design table

Part No.	Number of cores	Core design	Part No.	Number of cores	Core design
CF5.XX.02	2		CF5.XX.15	5x3	
CF5.XX.03	3		CF5.XX.18	6x3	
CF5.XX.04	4		CF5.XX.25	5x5	
CF5.XX.05	5		CF5.XX.30	6x5	
CF5.XX.07	7		CF5.XX.36	6x6	
CF5.XX.12	4x3		CF5.XX.42	7x6	



igus 36-month chainflex cable guarantee and service life calculator based on 2 billion test cycles per year



Example image

igus® chainflex® CF5

Data sheet

chainflex® CF5



Control cable (Class 5.5.2.2) ● For heavy duty applications ● PVC outer jacket ● Oil-resistant
● Flame retardant



Example image

Colour code in accordance with DIN 47100.

Conductor no.	Colours according to DIN ISO 47100	Conductor no.	Colours according to DIN ISO 47100
1	white	19	white-pink
2	brown	20	white-brown
3	green	21	white-blue
4	yellow	22	brown-blue
5	grey	23	white-red
6	pink	24	brown-red
7	blue	25	white-black
8	red	26	brown-black
9	black	27	grey-green
10	violet	28	yellow-grey
11	grey-pink	29	pink-green
12	red-blue	30	yellow-pink
13	white-green	31	green-blue
14	brown-green	32	yellow-blue
15	white-yellow	33	green-red
16	brown-yellow	34	yellow-red
17	white-grey	35	green-black
18	brown-grey	36	yellow-black

