

## 500mW 2% Zener Diodes

### FEATURES

- Wide zener voltage range selection: 2.4V to 75V
- VZ Tolerance Selection of  $\pm 2\%$
- Surface device type mountin
- Compliant to RoHS directive 2011/65/EU and in accordance to WEEE 2002/96/EC
- Halogen-free according to IEC 61249-2-21

### APPLICATIONS

- Low voltage stabilizers or voltage references
- Adapters
- Lighting application
- On-board DC/DC converter

### MECHANICAL DATA

- Case: Mini-MELF (Glass Seal)
- Packing code with suffix "G" means green compound (halogen-free)
- Terminal: Matte tin plated leads, solderable per J-STD-002
- Polarity: Indicated by cathode band
- Weight:  $29 \pm 2.5\text{mg}$  (approximately)

KEY PARAMETERS		
PARAMETER	VALUE	UNIT
$V_Z$	2.4-75	V
Test current $I_{ZT}$	5	mA
$P_{tot}$	500	mW
$V_F$ at $I_F=10\text{mA}$	1	V
$T_J$ Max.	175	$^{\circ}\text{C}$
Package	LS34	
Configuration	Single dice	



ABSOLUTE MAXIMUM RATINGS ( $T_A = 25^{\circ}\text{C}$ unless otherwise noted)			
PARAMETER	SYMBOL	PART NUMBER	UNIT
Forward voltage @ $I_F=10\text{mA}$	$V_F$	1	V
Total power dissipation	$P_{tot}$	500	mW
Junction temperature range	$T_J$	-65 to +175	$^{\circ}\text{C}$
Storage temperature range	$T_{STG}$	-65 to +175	$^{\circ}\text{C}$

THERMAL PERFORMANCE			
PARAMETER	SYMBOL	LIMIT	UNIT
Junction-to-ambient thermal resistance	$R_{\theta JA}$	500	$^{\circ}\text{C/W}$

**ELECTRICAL SPECIFICATIONS** ( $T_A = 25^\circ\text{C}$  unless otherwise noted)

PART NUMBER	ZENER VOLTAGE			TEST CURRENT	REGULAR IMPEDANCE		TEST CURRENT	LEAKAGE CURRENT	
	$V_Z @ I_{ZT}$			$I_{ZT}$	$Z_{ZT} @ I_{ZT}$	$Z_{ZK} @ I_{ZK}$	$I_{ZK}$	$I_R @ V_R$	
	V			mA	$\Omega$	$\Omega$	mA	$\mu\text{A}$	V
	Min.	Nom.	Max.		Max.	Max.		Max.	
BZT55B2V4	2.35	2.4	2.45	5	85	600	1.0	50	1
BZT55B2V7	2.65	2.7	2.75	5	85	600	1.0	10	1
BZT55B3V0	2.94	3.0	3.06	5	85	600	1.0	4	1
BZT55B3V3	3.23	3.3	3.37	5	85	600	1.0	2	1
BZT55B3V6	3.53	3.6	3.67	5	85	600	1.0	2	1
BZT55B3V9	3.82	3.9	3.98	5	85	600	1.0	2	1
BZT55B4V3	4.21	4.3	4.39	5	75	600	1.0	1	1
BZT55B4V7	4.61	4.7	4.79	5	60	600	1.0	0.5	1
BZT55B5V1	5.00	5.1	5.20	5	35	550	1.0	0.1	1
BZT55B5V6	5.49	5.6	5.71	5	25	450	1.0	0.1	1
BZT55B6V2	6.08	6.2	6.32	5	10	200	1.0	0.1	2
BZT55B6V8	6.66	6.8	6.94	5	8	150	1.0	0.1	3
BZT55B7V5	7.35	7.5	7.65	5	7	50	1.0	0.1	5
BZT55B8V2	8.04	8.2	8.36	5	7	50	1.0	0.1	6.2
BZT55B9V1	8.92	9.1	9.28	5	10	50	1.0	0.1	6.8
BZT55B10	9.80	10.0	10.20	5	15	70	1.0	0.1	7.5
BZT55B11	10.78	11.0	11.22	5	20	70	1.0	0.1	8.2
BZT55B12	11.76	12.0	12.24	5	20	90	1.0	0.1	9.1
BZT55B13	12.74	13.0	13.26	5	26	110	1.0	0.1	10
BZT55B15	14.70	15.0	15.30	5	30	110	1.0	0.1	11
BZT55B16	15.68	16.0	16.32	5	40	170	1.0	0.1	12
BZT55B18	17.64	18.0	18.36	5	50	170	1.0	0.1	13
BZT55B20	19.60	20.0	20.40	5	55	220	1.0	0.1	15
BZT55B22	21.56	22.0	22.44	5	55	220	1.0	0.1	16
BZT55B24	23.52	24.0	24.48	5	80	220	1.0	0.1	18
BZT55B27	26.46	27.0	27.54	5	80	220	1.0	0.1	20
BZT55B30	29.40	30.0	30.60	5	80	220	1.0	0.1	22
BZT55B33	32.34	33.0	33.66	5	80	220	1.0	0.1	24
BZT55B36	35.28	36.0	36.72	5	80	220	1.0	0.1	27
BZT55B39	38.22	39.0	39.78	2.5	90	500	0.5	0.1	28
BZT55B43	42.14	43.0	43.86	2.5	90	600	0.5	0.1	32
BZT55B47	46.06	47.0	47.94	2.5	110	700	0.5	0.1	35
BZT55B51	49.98	51.0	52.02	2.5	125	700	0.5	0.1	38
BZT55B56	54.88	56.0	57.12	2.5	135	1000	0.5	0.1	42
BZT55B62	60.76	62.0	63.24	2.5	150	1000	0.5	0.1	47
BZT55B68	66.64	68.0	69.36	2.5	160	1000	0.5	0.1	51
BZT55B75	73.50	75.0	76.50	2.5	170	1000	0.5	0.1	56

**Notes:**

1. The Zener Voltage (VZ) is tested under pulse condition of 10ms
2. The device numbers listed have a standard tolerance on the nominal zener voltage of  $\pm 2\%$
3. For detailed information on price, availability and delivery of nominal zener voltages between the voltages shown and tighter voltage tolerances, contact your nearest Taiwan Semiconductor representative
4. The zener impedance is derived from the 60-cycle ac voltage, which results when an ac current having an RMS value equal to 10% of the dc zener current (IZT or IZK) is superimposed to IZT or IZK

**ORDERING INFORMATION**

<b>PART NO.</b>	<b>PACKING CODE</b>	<b>PACKING CODE SUFFIX</b>	<b>PACKAGE</b>	<b>PACKING</b>
BZT55BXXX (Note 1&2)	L0	G	Mini-MELF (Glass Seal)	10K / 13" Reel
	L1			2.5K / 7" Reel

**Notes:**

1. "xxx" defines voltage from 2.4V (BZT55B2V4) to 75V (BZT55B75)
2. Whole series with green compound

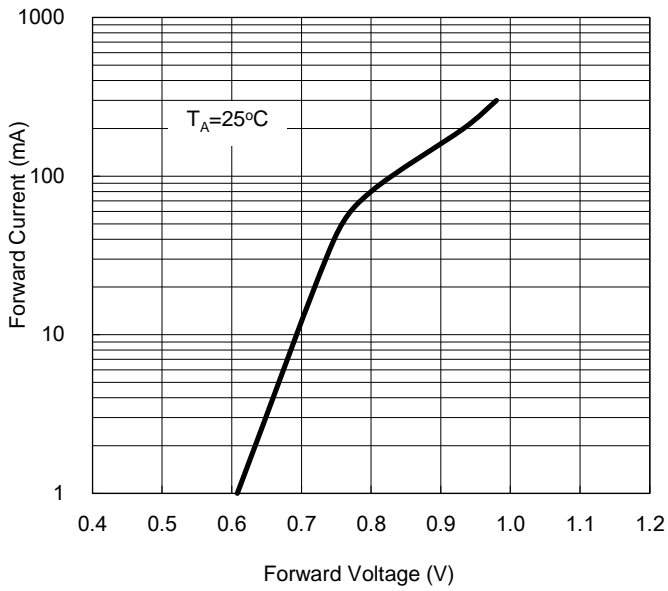
**EXAMPLE**

<b>EXAMPLE P/N</b>	<b>PART NO.</b>	<b>PACKING CODE</b>	<b>PACKING CODE SUFFIX</b>	<b>DESCRIPTION</b>
BZT55B2V4 L0G	BZT55B2V4	L0	G	Green compound

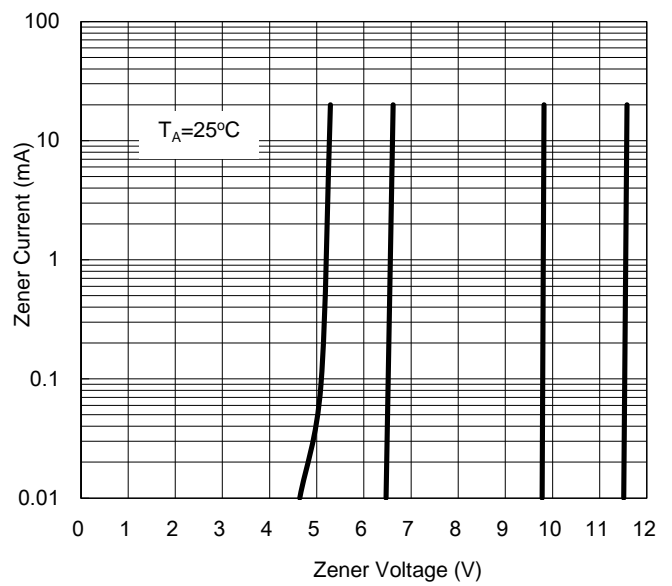
**CHARACTERISTICS CURVES**

( $T_A = 25^\circ\text{C}$  unless otherwise noted)

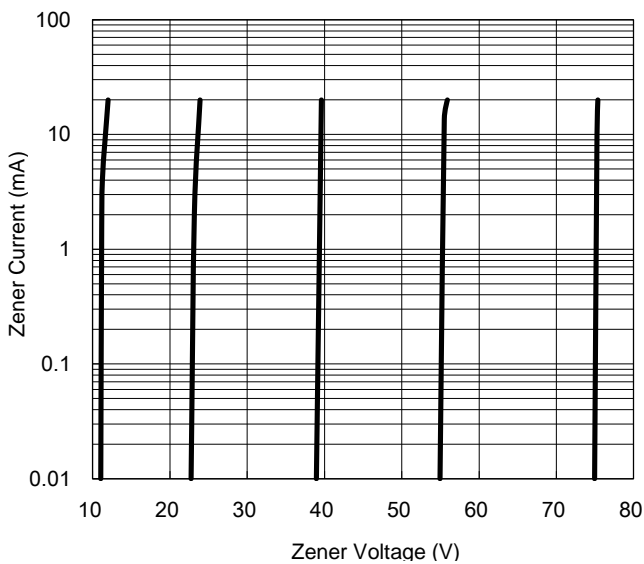
**Fig. 1 Typical Forward Characteristics**



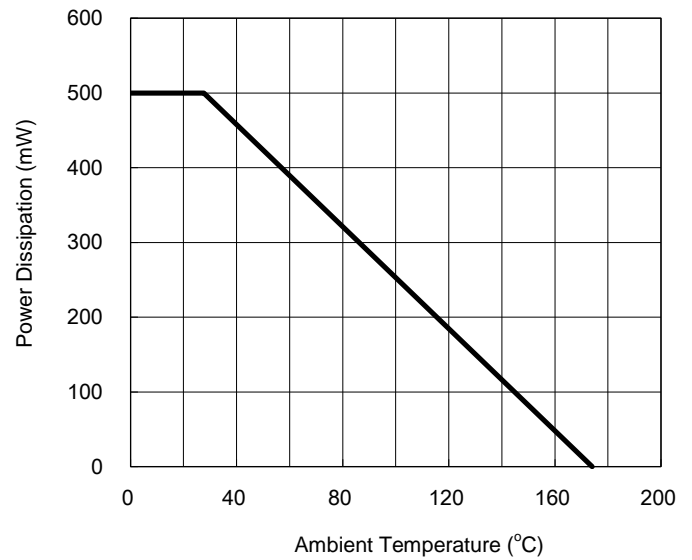
**Fig. 2 Zener Breakdown Characteristics**



**Fig. 3 Zener Breakdown Characteristics**



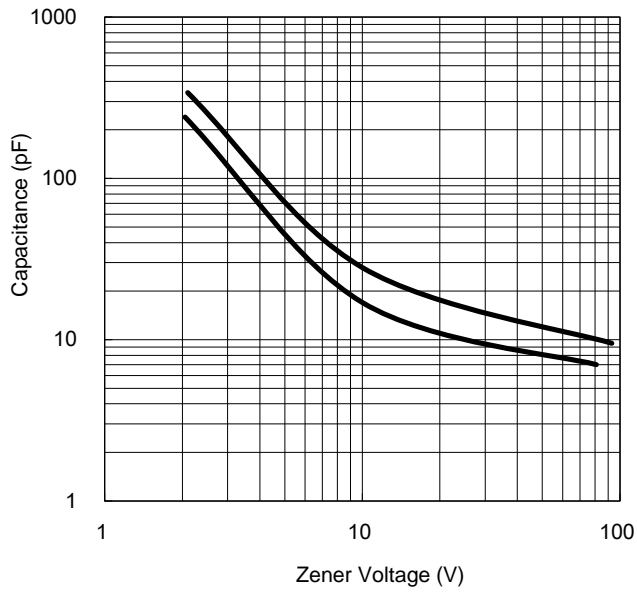
**Fig. 4 Admissible Power Dissipation Curve**



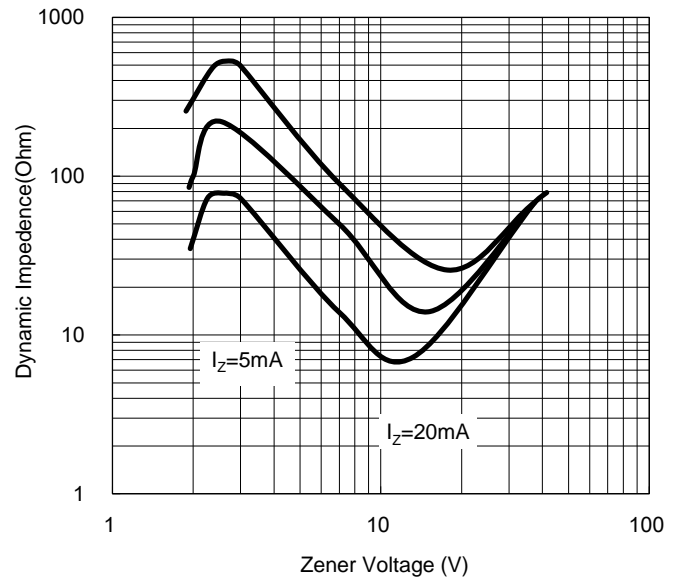
**CHARACTERISTICS CURVES**

( $T_A = 25^\circ\text{C}$  unless otherwise noted)

**Fig. 5 Typical Capacitance**

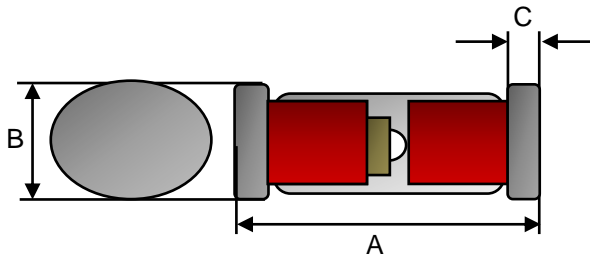


**Fig. 6 Effect of Zener Voltage on Impedence**



**PACKAGE OUTLINE DIMENSION**

LS34



DIM.	Unit(mm)		Unit(inch)	
	Min	Max	Min	Max
A	3.30	3.70	0.130	0.146
B	1.40	1.60	0.055	0.063
C	0.20	0.50	0.008	0.020

## Notice

Specifications of the products displayed herein are subject to change without notice. TSC or anyone on its behalf, assumes no responsibility or liability for any errors or inaccuracies.

Information contained herein is intended to provide a product description only. No license, express or implied, to any intellectual property rights is granted by this document. Except as provided in TSC's terms and conditions of sale for such products, TSC assumes no liability whatsoever, and disclaims any express or implied warranty, relating to sale and/or use of TSC products including liability or warranties relating to fitness for a particular purpose, merchantability, or infringement of any patent, copyright, or other intellectual property right.

The products shown herein are not designed for use in medical, life-saving, or life-sustaining applications. Customers using or selling these products for use in such applications do so at their own risk and agree to fully indemnify TSC for any damages resulting from such improper use or sale.