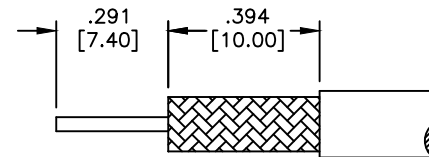
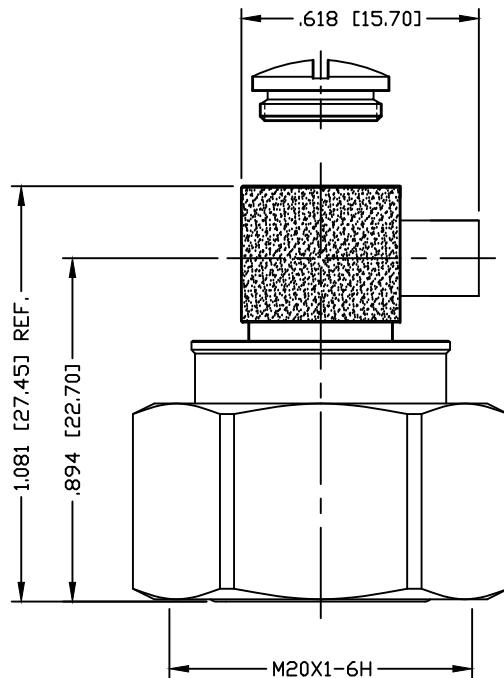


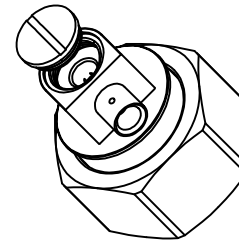
PART NO.

**RFD-4195MRA-SR2**

REV	DESCRIPTION	DWN	DATE	APPROVED
-	ENGINEERING RELEASE	CZS	10/26/17	JDMc



RECOMMENDED STRIPPING DIMENSIONS

**SPECIFICATIONS:**

IMPEDANCE: 50 Ohms  
 FREQUENCY RANGE: 0-6 GHz  
 VSWR: <1.17:1 THRU 3 GHz  
 INSERTION LOSS: >-.1dB  
 3rd ORDER IM: < -155 dBc  
 TEMPERATURE RANGE: -55°C TO 150°C  
 FOR TFT-402

8	COUPLING NUT	1	BRASS	WHITE BRONZE
7	O-RING	1	RUBBER	----
6	SCREW CAP	1	BRASS	WHITE BRONZE
5	RETAINING RING	1	Be.Cu.	----
4	INSULATOR	1	PTFE	----
3	PIN	1	BRASS	SILVER
2	INSULATOR	1	PTFE	----
1	BODY	1	BRASS	WHITE BRONZE
#	DESCRIPTION	QTY	MATERIAL	FINISH

CUSTOMER  
OUTLINE DRAWING  
ALL DIMENSIONS  
ARE REFERENCE ONLY

UNLESS OTHERWISE SPECIFIED:  
DIMENSIONS ARE IN INCHES  
AND [MILLIMETERS]

DRAWN	C. ZUNIGA	10/26/17
CHECKED		
ORJ DRAWN	C. ZUNIGA	10/26/17

**RoHS  
COMPLIANT**

PROPRIETARY AND CONFIDENTIAL  
THIS DRAWING CONTAINS  
INFORMATION PROPRIETARY TO  
RF INDUSTRIES. ANY  
UNAUTHORIZED USE OF THIS  
DRAWING IS EXPRESSLY  
PROHIBITED WITHOUT WRITTEN  
PERMISSION FROM RF  
INDUSTRIES. ANY VIOLATION IS  
PUNISHABLE UNDER U.S.  
COPYRIGHT LAWS.

**RFconnectors**  
DIVISION OF RF INDUSTRIES, LTD. (858) 549-6345 FAX  
RFINDUSTRIES.COM  
7610 MIRAMAR RD.  
SAN DIEGO, CA 92126  
(858) 549-6340

**4.1/9.5 PLUG, SOLDER**  
RIGHT ANGLE

SIZE	CABLE GROUP	DWG NO.	REV
A	SR2	<b>RFD-4195MRA-SR2</b>	---
SCALE:	ENGINEERING ID:	SHEET 1 OF 1	
NTS	001787		