



# Bridgelux® Vero® SE 10 Array

Product Data Sheet DS120



# Introduction

Vero SE



Vero® SE Series is a revolutionary light source system that integrates Bridgelux's seventh generation COB technology with poke-in connectivity enabling solder-free installation. Vero SE LED light sources streamline assembly processes, lower manufacturing cost, simplify luminaire design, improve light quality and increase design flexibility.

Vero SE is available in four different light emitting surface (LES) configurations that operate reliably over a broad current range. With Vero SE, secondary connector and holder components are not required, allowing for rapid integration of arrays into fixtures and an efficient field replaceable solution. Vero SE arrays deliver increased lumen density for improved beam control and precision lighting with 2 and 3 SDCM color control standards for clean and consistent uniform lighting.

Bridgelux Décor Series is our state of the art color line designed specifically for premium applications, producing unmatched LED light quality with brilliant color-rendering options and offer pleasing and inspiring lighting palettes. Bridgelux Décor Series color points are available on Vero® SE Series, Vero® Series, V Series™ and V Series™ HD.

**Décor Series™ Class A** is based on human response testing, providing color points with a combined GAI and CRI metric.

**Décor Series™ Ultra** products provide a high CRI of 97 and a minimum Rg value of 93, which emphasizes the reds and color tones to which the human eye is most receptive - perfect for the most luxurious retail shops and world renowned museums. Décor Series Ultra is also a good replacement for halogen lamps.

**Décor Series™ Street and Landmark** is designed to be a direct replacement for high pressure sodium lamps.

**Décor Series™ Showcase** is the optimal solution for replacing ceramic metal halide lamps, incorporating the same pure white light with enhanced spectrum coverage and higher efficacy.

## Features

- Poke-in connectivity
- Efficacy of 150 lm/W typical
- Broad range of CCT options from 2700K to 6500K
- CRI options: minimum 65, 70, 80, and 90
- Color control: 2 and 3 SDCM for 2700K-4000K CCT
- Reliable operation at up to 2X nominal drive current
- Radial die pattern and improved lumen density
- Top side part number markings
- No exposed solder pads or electrical connections
- V<sub>f</sub> bin code backside marking

## Benefits

- Poke-in connectivity enables solderless, connector free installation
- Broad application coverage for interior and exterior lighting
- Flexibility for application driven lighting design requirements
- High quality, true color reproduction
- Uniform consistent white light
- Flexibility in design optimization
- Enhanced ease of use and assembly
- Ability to configure multiple Vero SE arrays in series and parallel reduces customer driver cost
- Improved inventory management and quality control

# Contents

|   |    |
|---|----|
| Product Feature Map                         | 2  |
| Product Nomenclature                        | 2  |
| Product Selection Guide                     | 3  |
| Performance at Commonly Used Drive Currents | 10 |
| Electrical Characteristics                  | 19 |
| Eye Safety                                  | 20 |
| Absolute Maximum Ratings                    | 21 |
| Performance Curves                          | 22 |
| Typical Radiation Pattern                   | 25 |
| Typical Color Spectrum                      | 26 |
| Mechanical Dimensions                       | 27 |
| Color Binning Information                   | 28 |
| Packaging and Labeling                      | 29 |
| Design Resources                            | 31 |
| Precautions                                 | 31 |
| Disclaimers                                 | 31 |
| About Bridgelux                             | 32 |



# Product Selection Guide

The following product configurations are available:

**Table 1:** Selection Guide, Pulsed Measurement Data ( $T_j = T_c = 25^\circ\text{C}$ )

| Part Number                         | Nominal CCT <sup>1</sup> (K) | CRI <sup>2</sup> | Nominal Drive Current <sup>3</sup> (mA) | Typical Pulsed Flux <sup>4,5,6</sup> $T_c = 25^\circ\text{C}$ (lm) | Minimum Pulsed Flux <sup>6,7</sup> $T_c = 25^\circ\text{C}$ (lm) | Typical $V_f$ (V) | Typical Power (W) | Typical Efficacy (lm/W) |
|-------------------------------------|------------------------------|------------------|---|--|--|-------------------|-------------------|-------------------------|
| BXRC-20B1001-B-73-SE                | 2000                         | 65               | 270                                     | 1325   | 1166   | 34.8              | 9.4               | 141                     |
| BXRC-20B1001-D-73-SE                | 2000                         | 65               | 350                                     | 1283   | 1129   | 26.0              | 9.1               | 141                     |
| BXRC-27E1000-B-7x-SE                | 2700                         | 80               | 270                                     | 1353   | 1191   | 34.8              | 9.4               | 144                     |
| BXRC-27E1000-C-7x-SE                | 2700                         | 80               | 360                                     | 1804   | 1588   | 34.8              | 12.5              | 144                     |
| BXRC-27E1000-D-7x-SE                | 2700                         | 80               | 350                                     | 1310   | 1153   | 26.0              | 9.1               | 144                     |
| BXRC-27G10H0-B-7x-SE                | 2700                         | 90               | 270                                     | 1165   | 1025   | 34.8              | 9.4               | 124                     |
| BXRC-27G10H0-C-7x-SE                | 2700                         | 90               | 360                                     | 1553   | 1367   | 34.8              | 12.5              | 124                     |
| BXRC-27G10H0-D-7x-SE                | 2700                         | 90               | 350                                     | 1128   | 993  | 26.0              | 9.1               | 124                     |
| BXRC-27G1000-B-7x-SE                | 2700                         | 90               | 270                                     | 1128   | 992  | 34.8              | 9.4               | 120                     |
| BXRC-27G1000-C-7x-SE                | 2700                         | 90               | 360                                     | 1503   | 1323   | 34.8              | 12.5              | 120                     |
| BXRC-27G1000-D-7x-SE                | 2700                         | 90               | 350                                     | 1092   | 961  | 26.0              | 9.1               | 120                     |
| BXRC-27H1000-B-7x-SE                | 2700                         | 97               | 270                                     | 977  | 860  | 34.8              | 9.4               | 104                     |
| BXRC-27H1000-C-7x-SE                | 2700                         | 97               | 360                                     | 1303   | 1147   | 34.8              | 12.5              | 104                     |
| BXRC-27H1000-D-7x-SE                | 2700                         | 97               | 350                                     | 946  | 833  | 26.0              | 9.1               | 104                     |
| BXRC-30C1001-B-74-SE                | 3000                         | 70               | 270                                     | 1550   | 1364   | 34.8              | 9.4               | 165                     |
| BXRC-30C1001-C-74-SE                | 3000                         | 70               | 360                                     | 2067   | 1819   | 34.8              | 12.5              | 165                     |
| BXRC-30C1001-D-74-SE                | 3000                         | 70               | 350                                     | 1502   | 1321   | 26.0              | 9.1               | 165                     |
| BXRC-30E1000-B-7x-SE                | 3000                         | 80               | 270                                     | 1409   | 1240   | 34.8              | 9.4               | 150                     |
| BXRC-30E1000-C-7x-SE                | 3000                         | 80               | 360                                     | 1879   | 1654   | 34.8              | 12.5              | 150                     |
| BXRC-30E1000-D-7x-SE                | 3000                         | 80               | 350                                     | 1365   | 1201   | 26.0              | 9.1               | 150                     |
| BXRC-30G10H0-B-7x-SE                | 3000                         | 90               | 270                                     | 1221   | 1075   | 34.8              | 9.4               | 130                     |
| BXRC-30G10H0-C-7x-SE                | 3000                         | 90               | 360                                     | 1629   | 1433   | 34.8              | 12.5              | 130                     |
| BXRC-30G10H0-D-7x-SE                | 3000                         | 90               | 350                                     | 1183   | 1041   | 26.0              | 9.1               | 130                     |
| BXRC-30G1000-B-7x-SE                | 3000                         | 90               | 270                                     | 1175   | 1034   | 34.8              | 9.4               | 125                     |
| BXRC-30G1000-C-7x-SE                | 3000                         | 90               | 360                                     | 1566   | 1378   | 34.8              | 12.5              | 125                     |
| BXRC-30G1000-D-7x-SE                | 3000                         | 90               | 350                                     | 1138   | 1001   | 26.0              | 9.1               | 125                     |
| BXRC-30G100C-B-73-SE                | 3000                         | 90               | 270                                     | 1090   | 959  | 34.8              | 9.4               | 116                     |
| BXRC-30G100C-D-73-SE                | 3000                         | 90               | 350                                     | 1056   | 929  | 26.0              | 9.1               | 116                     |
| BXRC-30H1000-B-7x-SE                | 3000                         | 97               | 270                                     | 1052   | 926  | 34.8              | 9.4               | 112                     |
| BXRC-30H1000-C-7x-SE                | 3000                         | 97               | 360                                     | 1403   | 1235   | 34.8              | 12.5              | 112                     |
| BXRC-30H1000-D-7x-SE                | 3000                         | 97               | 350                                     | 1019   | 897  | 26.0              | 9.1               | 112                     |
| BXRC-30A1001-B-73-SE <sup>8,9</sup> | 3000                         | 93               | 270                                     | 1062   | 934  | 34.8              | 9.4               | 113                     |
| BXRC-30A1001-C-73-SE <sup>8,9</sup> | 3000                         | 93               | 360                                     | 1416   | 1246   | 34.8              | 12.5              | 113                     |
| BXRC-30A1001-D-73-SE <sup>8,9</sup> | 3000                         | 93               | 350                                     | 1028   | 905  | 26.0              | 9.1               | 113                     |

Notes for Table 1:

- Nominal CCT as defined by ANSI C78.377-2011. Products with a CCT of 5000K-6500K are hot targeted to  $T_c = 85^\circ\text{C}$ .
- CRI values are typical for Decor Series Ultra, Decor Series Street and Landmark and Decor Series Class A products. CRI values are minimums for all other products. Minimum Rg value for 80 CRI products is 0, the minimum Rg values for 90 CRI products is 50, the minimum Rg values for 97 CRI products is 93. Bridgelux maintains a  $\pm 3$  tolerance on CRI and Rg values.
- Drive current is referred to as nominal drive current.
- Products tested under pulsed condition (10ms pulse width) at nominal test current where  $T_j$  (junction temperature) -  $T_c$  (case temperature) =  $25^\circ\text{C}$ .
- Typical performance values are provided as a reference only and are not a guarantee of performance.
- Bridgelux maintains a  $\pm 7\%$  tolerance on flux measurements.
- Minimum flux values at the nominal test current are guaranteed by 100% test.
- Nominal CCT is defined by the Lighting Research Center's Class A definition. The center of the Class A color bin is on the corresponding isothermal line.
- GAI value is 80. To help ensure optimal fixture level performance, GAI is measured at the fixture level, on axis, at a case temperature of  $70^\circ\text{C}$ . GAI may vary depending on fixture design and performance.

# Product Selection Guide

**Table 1:** Selection Guide, Pulsed Measurement Data ( $T_j = T_c = 25^\circ\text{C}$ ) (continued)

| Part Number                         | Nominal CCT <sup>1</sup> (K) | CRI <sup>2</sup> | Nominal Drive Current <sup>3</sup> (mA) | Typical Pulsed Flux <sup>4,5,6</sup> $T_c = 25^\circ\text{C}$ (lm) | Minimum Pulsed Flux <sup>6,7</sup> $T_c = 25^\circ\text{C}$ (lm) | Typical $V_f$ (V) | Typical Power (W) | Typical Efficacy (lm/W) |
|-------------------------------------|------------------------------|------------------|---|--|--|-------------------|-------------------|-------------------------|
| BXRC-35E1000-B-7x-SE                | 3500                         | 80               | 270                                     | 1456   | 1282   | 34.8              | 9.4               | 155                     |
| BXRC-35E1000-C-7x-SE                | 3500                         | 80               | 360                                     | 1942   | 1709   | 34.8              | 12.5              | 155                     |
| BXRC-35E1000-D-7x-SE                | 3500                         | 80               | 350                                     | 1411   | 1241   | 26.0              | 9.1               | 155                     |
| BXRC-35G1000-B-7x-SE                | 3500                         | 90               | 270                                     | 1212   | 1067   | 34.8              | 9.4               | 129                     |
| BXRC-35G1000-C-7x-SE                | 3500                         | 90               | 360                                     | 1616   | 1422   | 34.8              | 12.5              | 129                     |
| BXRC-35G1000-D-7x-SE                | 3500                         | 90               | 350                                     | 1174   | 1033   | 26.0              | 9.1               | 129                     |
| BXRC-35A1001-B-73-SE <sup>8,9</sup> | 3500                         | 93               | 270                                     | 1146   | 1009   | 34.8              | 9.4               | 122                     |
| BXRC-35A1001-C-73-SE <sup>8,9</sup> | 3500                         | 93               | 360                                     | 1528   | 1345   | 34.8              | 12.5              | 122                     |
| BXRC-35A1001-D-73-SE <sup>8,9</sup> | 3500                         | 93               | 350                                     | 1110   | 977  | 26.0              | 9.1               | 122                     |
| BXRC-40C1001-B-74-SE                | 4000                         | 70               | 270                                     | 1579   | 1389   | 34.8              | 9.4               | 168                     |
| BXRC-40C1001-C-74-SE                | 4000                         | 70               | 360                                     | 2105   | 1852   | 34.8              | 12.5              | 168                     |
| BXRC-40C1001-D-74-SE                | 4000                         | 70               | 350                                     | 1529   | 1345   | 26.0              | 9.1               | 168                     |
| BXRC-40E1000-B-7x-SE                | 4000                         | 80               | 270                                     | 1466   | 1290   | 34.8              | 9.4               | 156                     |
| BXRC-40E1000-C-7x-SE                | 4000                         | 80               | 360                                     | 1954   | 1720   | 34.8              | 12.5              | 156                     |
| BXRC-40E1000-D-7x-SE                | 4000                         | 80               | 350                                     | 1420   | 1249   | 26.0              | 9.1               | 156                     |
| BXRC-40G1000-B-7x-SE                | 4000                         | 90               | 270                                     | 1259   | 1108   | 34.8              | 9.4               | 134                     |
| BXRC-40G1000-C-7x-SE                | 4000                         | 90               | 360                                     | 1679   | 1477   | 34.8              | 12.5              | 134                     |
| BXRC-40G1000-D-7x-SE                | 4000                         | 90               | 350                                     | 1219   | 1073   | 26.0              | 9.1               | 134                     |
| BXRC-40H1000-B-7x-SE                | 4000                         | 97               | 270                                     | 1081   | 951  | 34.8              | 9.4               | 115                     |
| BXRC-40H1000-C-7x-SE                | 4000                         | 97               | 360                                     | 1441   | 1268   | 34.8              | 12.5              | 115                     |
| BXRC-40H1000-D-7x-SE                | 4000                         | 97               | 350                                     | 1047   | 921  | 26.0              | 9.1               | 115                     |
| BXRC-40A1001-B-73-SE <sup>8,9</sup> | 4000                         | 93               | 270                                     | 1212   | 1067   | 34.8              | 9.4               | 129                     |
| BXRC-40A1001-C-73-SE <sup>8,9</sup> | 4000                         | 93               | 360                                     | 1616   | 1422   | 34.8              | 12.5              | 129                     |
| BXRC-40A1001-D-73-SE <sup>8,9</sup> | 4000                         | 93               | 350                                     | 1174   | 1033   | 26.0              | 9.1               | 129                     |
| BXRC-50C1001-B-7x-SE                | 5000                         | 70               | 270                                     | 1607   | 1414   | 34.8              | 9.4               | 171                     |
| BXRC-50C1001-C-7x-SE                | 5000                         | 70               | 360                                     | 2142   | 1885   | 34.8              | 12.5              | 171                     |
| BXRC-50C1001-D-7x-SE                | 5000                         | 70               | 350                                     | 1556   | 1369   | 26.0              | 9.1               | 171                     |
| BXRC-50E1001-B-7x-SE                | 5000                         | 80               | 270                                     | 1513   | 1331   | 34.8              | 9.4               | 161                     |
| BXRC-50E1001-C-7x-SE                | 5000                         | 80               | 360                                     | 2017   | 1775   | 34.8              | 12.5              | 161                     |
| BXRC-50E1001-D-7x-SE                | 5000                         | 80               | 350                                     | 1465   | 1289   | 26.0              | 9.1               | 161                     |
| BXRC-50G1001-B-7x-SE                | 5000                         | 90               | 270                                     | 1278   | 1125   | 34.8              | 9.4               | 136                     |
| BXRC-50G1001-C-7x-SE                | 5000                         | 90               | 360                                     | 1704   | 1499   | 34.8              | 12.5              | 136                     |
| BXRC-50G1001-D-7x-SE                | 5000                         | 90               | 350                                     | 1238   | 1089   | 26.0              | 9.1               | 136                     |

Notes for Table 1:

- Nominal CCT as defined by ANSI C78.377-2011. Products with a CCT of 5000K-6500K are hot targeted to  $T_c = 85^\circ\text{C}$ .
- CRI values are typical for Decor Series Ultra, Decor Series Street and Landmark and Decor Series Class A products. CRI values are minimums for all other products. Minimum R9 value for 80 CRI products is 0, the minimum R9 values for 90 CRI products is 50, the minimum R9 values for 97 CRI products is 93. Bridgelux maintains a  $\pm 3$  tolerance on CRI and R9 values.
- Drive current is referred to as nominal drive current.
- Products tested under pulsed condition (10ms pulse width) at nominal test current where  $T_j$  (junction temperature) -  $T_c$  (case temperature) =  $25^\circ\text{C}$ .
- Typical performance values are provided as a reference only and are not a guarantee of performance.
- Bridgelux maintains a  $\pm 7\%$  tolerance on flux measurements.
- Minimum flux values at the nominal test current are guaranteed by 100% test.
- Nominal CCT is defined by the Lighting Research Center's Class A definition. The center of the Class A color bin is on the corresponding isothermal line.
- GAI value is 80. To help ensure optimal fixture level performance, GAI is measured at the fixture level, on axis, at a case temperature of  $70^\circ\text{C}$ . GAI may vary depending on fixture design and performance.

# Product Selection Guide

**Table 1:** Selection Guide, Pulsed Measurement Data ( $T_j = T_c = 25^\circ\text{C}$ ) (continued)

| Part Number          | Nominal CCT <sup>1</sup> (K) | CRI <sup>2</sup> | Nominal Drive Current <sup>3</sup> (mA) | Typical Pulsed Flux <sup>4,5,6</sup> $T_c = 25^\circ\text{C}$ (lm) | Minimum Pulsed Flux <sup>6,7</sup> $T_c = 25^\circ\text{C}$ (lm) | Typical $V_f$ (V) | Typical Power (W) | Typical Efficacy (lm/W) |
|----------------------|------------------------------|------------------|---|--|--|-------------------|-------------------|-------------------------|
| BXRC-57C1001-B-7x-SE | 5700                         | 70               | 270                                     | 1550   | 1364   | 34.8              | 9.4               | 165                     |
| BXRC-57C1001-C-7x-SE | 5700                         | 70               | 360                                     | 2067   | 1819   | 34.8              | 12.5              | 165                     |
| BXRC-57C1001-D-7x-SE | 5700                         | 70               | 350                                     | 1502   | 1321   | 26.0              | 9.1               | 165                     |
| BXRC-57E1001-B-7x-SE | 5700                         | 80               | 270                                     | 1494   | 1315   | 34.8              | 9.4               | 159                     |
| BXRC-57E1001-C-7x-SE | 5700                         | 80               | 360                                     | 1992   | 1753   | 34.8              | 12.5              | 159                     |
| BXRC-57E1001-D-7x-SE | 5700                         | 80               | 350                                     | 1447   | 1273   | 26.0              | 9.1               | 159                     |
| BXRC-65C1001-B-7x-SE | 6500                         | 70               | 270                                     | 1579   | 1389   | 34.8              | 9.4               | 168                     |
| BXRC-65C1001-C-7x-SE | 6500                         | 70               | 360                                     | 2105   | 1852   | 34.8              | 12.5              | 168                     |
| BXRC-65C1001-D-7x-SE | 6500                         | 70               | 350                                     | 1529   | 1345   | 26.0              | 9.1               | 168                     |
| BXRC-65E1001-B-7x-SE | 6500                         | 80               | 270                                     | 1522   | 1339   | 34.8              | 9.4               | 162                     |
| BXRC-65E1001-C-7x-SE | 6500                         | 80               | 360                                     | 2030   | 1786   | 34.8              | 12.5              | 162                     |
| BXRC-65E1001-D-7x-SE | 6500                         | 80               | 350                                     | 1474   | 1297   | 26.0              | 9.1               | 162                     |

Notes for Table 1:

- Nominal CCT as defined by ANSI C78.377-2011. Products with a CCT of 5000K-6500K are hot targeted to  $T_c = 85^\circ\text{C}$ .
- CRI values are typical for Decor Series Ultra, Decor Series Street and Landmark and Decor Series Class A products. CRI values are minimums for all other products. Minimum Rg value for 80 CRI products is 0, the minimum Rg value for 90 CRI products is 50, the minimum Rg values for 97 CRI products is 93. Bridgelux maintains a  $\pm 3$  tolerance on CRI and Rg values.
- Drive current is referred to as nominal drive current.
- Products tested under pulsed condition (10ms pulse width) at nominal test current where  $T_j$  (junction temperature) -  $T_c$  (case temperature) =  $25^\circ\text{C}$ .
- Typical performance values are provided as a reference only and are not a guarantee of performance.
- Bridgelux maintains a  $\pm 7\%$  tolerance on flux measurements.
- Minimum flux values at the nominal test current are guaranteed by 100% test.
- Nominal CCT is defined by the Lighting Research Center's Class A definition. The center of the Class A color bin is on the corresponding isothermal line.
- GAI value is 80. To help ensure optimal fixture level performance, GAI is measured at the fixture level, on axis, at a case temperature of  $70^\circ\text{C}$ . GAI may vary depending on fixture design and performance.

# Product Selection Guide

**Table 2:** Selection Guide, Stabilized DC Performance ( $T_c = 70^\circ\text{C}$ ) <sup>7,8</sup>

| Part Number       | Nominal CCT <sup>1</sup> (K) | GAI <sup>2</sup> | CRI <sup>3</sup> | Nominal Drive Current <sup>4</sup> (mA) | Typical DC Flux <sup>5,6</sup> $T_c = 70^\circ\text{C}$ (lm) | Minimum DC Flux <sup>6,9</sup> $T_c = 70^\circ\text{C}$ (lm) | Typical $V_f$ (V) | Typical Power (W) | Typical Efficacy (lm/W) |
|-------------------|------------------------------|------------------|------------------|---|--|--|-------------------|-------------------|-------------------------|
| BXRC-30A1001-B-73 | 3000                         | 80               | 93               | 270                                     | 987  | 869  | 34.3              | 9.3               | 107                     |
| BXRC-30A1001-C-73 | 3000                         | 80               | 93               | 360                                     | 1317   | 1159   | 34.3              | 12.3              | 107                     |
| BXRC-30A1001-D-73 | 3000                         | 80               | 93               | 350                                     | 956  | 842  | 25.5              | 8.9               | 107                     |
| BXRC-35A1001-B-73 | 3500                         | 80               | 93               | 270                                     | 1066   | 938  | 34.3              | 9.3               | 115                     |
| BXRC-35A1001-C-73 | 3500                         | 80               | 93               | 360                                     | 1421   | 1251   | 34.3              | 12.3              | 115                     |
| BXRC-35A1001-D-73 | 3500                         | 80               | 93               | 350                                     | 1032   | 909  | 25.5              | 8.9               | 116                     |
| BXRC-40A1001-B-73 | 4000                         | 80               | 93               | 270                                     | 1127   | 992  | 34.3              | 9.3               | 122                     |
| BXRC-40A1001-C-73 | 4000                         | 80               | 93               | 360                                     | 1503   | 1323   | 34.3              | 12.3              | 122                     |
| BXRC-40A1001-D-73 | 4000                         | 80               | 93               | 350                                     | 1092   | 961  | 25.5              | 8.9               | 122                     |

Notes for Table 2:

- Nominal CCT is defined by the Lighting Research Center's Class A definition. The center of the Class A color bin is on the corresponding isothermal line.
- To help ensure optimal fixture level performance, GAI is measured at the fixture level, on axis, at a case temperature of  $70^\circ\text{C}$ . GAI may vary depending on fixture design and performance.
- CRI Values are specified as typical.
- Drive current is referred to as nominal drive current.
- Typical performance values are provided as a reference only and are not a guarantee of performance.
- Bridgelux maintains a  $\pm 7\%$  tolerance on flux measurements.
- Typical stabilized DC performance values are provided as reference only and are not a guarantee of performance.
- Typical performance is estimated based on operation under DC (direct current) with LED array mounted onto a heat sink with thermal interface material and the case temperature maintained at specified temperature. Based on Bridgelux test setup, values may vary depending on the thermal design of the luminaire and/or the exposed environment to which the product is subjected.
- Minimum flux values at elevated temperatures are provided for reference only and are not guaranteed by 100% production testing. Based on Bridgelux test setup, values may vary depending on the thermal design of the luminaire and/or the exposed environment to which the product is subjected.



# Product Selection Guide

**Table 3:** Selection Guide, Stabilized DC Performance ( $T_c = 85^\circ\text{C}$ )<sup>4,5</sup>

| Part Number                         | Nominal CCT <sup>1</sup> (K) | CRI <sup>2</sup> | Nominal Drive Current <sup>3</sup> (mA) | Typical DC Flux <sup>4,5</sup> $T_c = 85^\circ\text{C}$ (lm) | Minimum DC Flux <sup>6</sup> $T_c = 85^\circ\text{C}$ (lm) | Typical $V_f$ (V) | Typical Power (W) | Typical Efficacy (lm/W) |
|-------------------------------------|------------------------------|------------------|---|--|--|-------------------|-------------------|-------------------------|
| BXRC-20B1001-B-73-SE                | 2000                         | 65               | 270                                     | 1192   | 1049   | 33.8              | 9.1               | 131                     |
| BXRC-20B1001-D-73-SE                | 2000                         | 65               | 350                                     | 1155   | 1016   | 25.3              | 8.9               | 130                     |
| BXRC-27E1000-B-7x-SE                | 2700                         | 80               | 270                                     | 1218   | 1072   | 33.8              | 9.1               | 133                     |
| BXRC-27E1000-C-7x-SE                | 2700                         | 80               | 360                                     | 1624   | 1429   | 33.8              | 12.2              | 133                     |
| BXRC-27E1000-D-7x-SE                | 2700                         | 80               | 350                                     | 1179   | 1038   | 25.3              | 8.9               | 133                     |
| BXRC-27G10H0-B-7x-SE                | 2700                         | 90               | 270                                     | 1049   | 923  | 33.8              | 9.1               | 115                     |
| BXRC-27G10H0-C-7x-SE                | 2700                         | 90               | 360                                     | 1398   | 1230   | 33.8              | 12.2              | 115                     |
| BXRC-27G10H0-D-7x-SE                | 2700                         | 90               | 350                                     | 1016   | 894  | 25.3              | 8.9               | 115                     |
| BXRC-27G1000-B-7x-SE                | 2700                         | 90               | 270                                     | 1015   | 893  | 33.8              | 9.1               | 111                     |
| BXRC-27G1000-C-7x-SE                | 2700                         | 90               | 360                                     | 1353   | 1191   | 33.8              | 12.2              | 111                     |
| BXRC-27G1000-D-7x-SE                | 2700                         | 90               | 350                                     | 983  | 865  | 25.3              | 8.9               | 111                     |
| BXRC-27H1000-B-7x-SE                | 2700                         | 97               | 270                                     | 879  | 774  | 33.8              | 9.1               | 96                      |
| BXRC-27H1000-C-7x-SE                | 2700                         | 97               | 360                                     | 1173   | 1032   | 33.8              | 12.2              | 96                      |
| BXRC-27H1000-D-7x-SE                | 2700                         | 97               | 350                                     | 852  | 750  | 25.3              | 8.9               | 96                      |
| BXRC-30C1001-B-74-SE                | 3000                         | 70               | 270                                     | 1395   | 1228   | 33.8              | 9.1               | 153                     |
| BXRC-30C1001-C-74-SE                | 3000                         | 70               | 360                                     | 1860   | 1637   | 33.8              | 12.2              | 153                     |
| BXRC-30C1001-D-74-SE                | 3000                         | 70               | 350                                     | 1351   | 1189   | 25.3              | 8.9               | 153                     |
| BXRC-30E1000-B-7x-SE                | 3000                         | 80               | 270                                     | 1268   | 1116   | 33.8              | 9.1               | 139                     |
| BXRC-30E1000-C-7x-SE                | 3000                         | 80               | 360                                     | 1691   | 1488   | 33.8              | 12.2              | 139                     |
| BXRC-30E1000-D-7x-SE                | 3000                         | 80               | 350                                     | 1229   | 1081   | 25.3              | 8.9               | 139                     |
| BXRC-30G10H0-B-7x-SE                | 3000                         | 90               | 270                                     | 1099   | 967  | 33.8              | 9.1               | 120                     |
| BXRC-30G10H0-C-7x-SE                | 3000                         | 90               | 360                                     | 1466   | 1290   | 33.8              | 12.2              | 120                     |
| BXRC-30G10H0-D-7x-SE                | 3000                         | 90               | 350                                     | 1065   | 937  | 25.3              | 8.9               | 120                     |
| BXRC-30G1000-B-7x-SE                | 3000                         | 90               | 270                                     | 1057   | 930  | 33.8              | 9.1               | 116                     |
| BXRC-30G1000-C-7x-SE                | 3000                         | 90               | 360                                     | 1409   | 1240   | 33.8              | 12.2              | 116                     |
| BXRC-30G1000-D-7x-SE                | 3000                         | 90               | 350                                     | 1024   | 901  | 25.3              | 8.9               | 116                     |
| BXRC-30G100C-B-73-SE                | 3000                         | 90               | 270                                     | 981  | 863  | 34.0              | 9.2               | 107                     |
| BXRC-30G100C-D-73-SE                | 3000                         | 90               | 350                                     | 950  | 836  | 25.3              | 8.9               | 107                     |
| BXRC-30H1000-B-7x-SE                | 3000                         | 97               | 270                                     | 947  | 833  | 33.8              | 9.1               | 104                     |
| BXRC-30H1000-C-7x-SE                | 3000                         | 97               | 360                                     | 1263   | 1111   | 33.8              | 12.2              | 104                     |
| BXRC-30H1000-D-7x-SE                | 3000                         | 97               | 350                                     | 917  | 807  | 25.3              | 8.9               | 104                     |
| BXRC-30A1001-B-73-SE <sup>7,8</sup> | 3000                         | 93               | 270                                     | 956  | 841  | 33.8              | 9.1               | 105                     |
| BXRC-30A1001-C-73-SE <sup>7,8</sup> | 3000                         | 93               | 360                                     | 1274   | 1121   | 33.8              | 12.2              | 105                     |
| BXRC-30A1001-D-73-SE <sup>7,8</sup> | 3000                         | 93               | 350                                     | 925  | 814  | 25.3              | 8.9               | 105                     |

Notes for Table 3:

- Nominal CCT as defined by ANSI C78.377-2011. Products with a CCT of 5000K-6500K are hot targeted to  $T_c = 85^\circ\text{C}$ .
- All CRI values are measured at  $T_j = T_c = 25^\circ\text{C}$ . CRI values are typical for Decor Series Ultra, Decor Series Street and Landmark and Decor Series Class A products. CRI values are minimums for all other products. Minimum Rg value for 80 CRI products is 0, the minimum Rg values for 90 CRI products is 50, the minimum Rg values for 97 CRI products is 93. Bridgelux maintains a  $\pm 3$  tolerance on CRI and Rg values.
- Drive current is referred to as nominal drive current.
- Typical stabilized DC performance values are provided as reference only and are not a guarantee of performance.
- Typical performance is estimated based on operation under DC (direct current) with LED array mounted onto a heat sink with thermal interface material and the case temperature maintained at  $85^\circ\text{C}$ . Based on Bridgelux test setup, values may vary depending on the thermal design of the luminaire and/or the exposed environment to which the product is subjected.
- Minimum flux values at elevated temperatures are provided for reference only and are not guaranteed by 100% production testing. Based on Bridgelux test setup, values may vary depending on the thermal design of the luminaire and/or the exposed environment to which the product is subjected.
- Nominal CCT is defined by the Lighting Research Center's Class A definition. The center of the Class A color bin is on the corresponding isothermal line.
- GAI value is 80. To help ensure optimal fixture level performance, GAI is measured at the fixture level, on axis, at a case temperature of  $70^\circ\text{C}$ . GAI may vary depending on fixture design and performance.

# Product Selection Guide

**Table 3:** Selection Guide, Stabilized DC Performance ( $T_c = 85^\circ\text{C}$ )<sup>4,5</sup> (continued)

| Part Number                         | Nominal CCT <sup>1</sup> (K) | CRI <sup>2</sup> | Nominal Drive Current <sup>3</sup> (mA) | Typical DC Flux <sup>4,5</sup> $T_c = 85^\circ\text{C}$ (lm) | Minimum DC Flux <sup>6</sup> $T_c = 85^\circ\text{C}$ (lm) | Typical $V_f$ (V)   | Typical Power (W) | Typical Efficacy (lm/W) |
|-------------------------------------|------------------------------|------------------|---|--|--|---------------------|-------------------|-------------------------|
| BXRC-35E1000-B-7x-SE                | 3500                         | 80               | 270                                     | 1311   | 1153   | 33.8                | 9.1               | 143                     |
| BXRC-35E1000-C-7x-SE                | 3500                         | 80               | 360                                     | 1748   | 1538   | 33.8                | 12.2              | 143                     |
| BXRC-35E1000-D-7x-SE                | 3500                         | 80               | 350                                     | 1269   | 1117   | 25.3                | 8.9               | 143                     |
| BXRC-35G1000-B-7x-SE                | 3500                         | 90               | 270                                     | 1091   | 960  | 33.8                | 9.1               | 119                     |
| BXRC-35G1000-C-7x-SE                | 3500                         | 90               | 360                                     | 1455   | 1280   | 33.8                | 12.2              | 119                     |
| BXRC-35G1000-D-7x-SE                | 3500                         | 90               | 350                                     | 1057   | 930  | 25.3                | 8.9               | 119                     |
| BXRC-35A1001-B-73-SE <sup>7,8</sup> | 3500                         | 93               | 270                                     | 1032   | 908  | 33.8                | 9.1               | 113                     |
| BXRC-35A1001-C-73-SE <sup>7,8</sup> | 3500                         | 93               | 360                                     | 1376   | 1211   | 33.8                | 12.2              | 113                     |
| BXRC-35A1001-D-73-SE <sup>7,8</sup> | 3500                         | 93               | 350                                     | 999  | 879  | 25.3                | 8.9               | 113                     |
| BXRC-40C1001-B-74-SE                | 4000                         | 70               | 270                                     | 1421   | 1250   | 33.8                | 9.1               | 156                     |
| BXRC-40C1001-C-74-SE                | 4000                         | 70               | 360                                     | 1894   | 1667   | <sup>7,8</sup> 33.8 | 12.2              | 156                     |
| BXRC-40C1001-D-74-SE                | 4000                         | 70               | 350                                     | 1376   | 1211   | 25.3                | 8.9               | 155                     |
| BXRC-40E1000-B-7x-SE                | 4000                         | 80               | 270                                     | 1319   | 1161   | 33.8                | 9.1               | 144                     |
| BXRC-40E1000-C-7x-SE                | 4000                         | 80               | 360                                     | 1759   | 1548   | 33.8                | 12.2              | 144                     |
| BXRC-40E1000-D-7x-SE                | 4000                         | 80               | 350                                     | 1278   | 1124   | 25.3                | 8.9               | 144                     |
| BXRC-40G1000-B-7x-SE                | 4000                         | 90               | 270                                     | 1133   | 997  | 33.8                | 9.1               | 124                     |
| BXRC-40G1000-C-7x-SE                | 4000                         | 90               | 360                                     | 1511   | 1330   | 33.8                | 12.2              | 124                     |
| BXRC-40G1000-D-7x-SE                | 4000                         | 90               | 350                                     | 1097   | 966  | 25.3                | 8.9               | 124                     |
| BXRC-40H1000-B-7x-SE                | 4000                         | 97               | 270                                     | 972  | 856  | 33.8                | 9.1               | 106                     |
| BXRC-40H1000-C-7x-SE                | 4000                         | 97               | 360                                     | 1297   | 1141   | 33.8                | 12.2              | 106                     |
| BXRC-40H1000-D-7x-SE                | 4000                         | 97               | 350                                     | 942  | 829  | 25.3                | 8.9               | 106                     |
| BXRC-40A1001-B-73-SE <sup>7,8</sup> | 4000                         | 93               | 270                                     | 1091   | 960  | 33.8                | 9.1               | 119                     |
| BXRC-40A1001-C-73-SE <sup>7,8</sup> | 4000                         | 93               | 360                                     | 1455   | 1280   | 33.8                | 12.2              | 119                     |
| BXRC-40A1001-D-73-SE <sup>7,8</sup> | 4000                         | 93               | 350                                     | 1057   | 930  | 25.3                | 8.9               | 119                     |
| BXRC-50C1001-B-7x-SE                | 5000                         | 70               | 270                                     | 1446   | 1273   | 33.8                | 9.1               | 158                     |
| BXRC-50C1001-C-7x-SE                | 5000                         | 70               | 360                                     | 1928   | 1697   | 33.8                | 12.2              | 158                     |
| BXRC-50C1001-D-7x-SE                | 5000                         | 70               | 350                                     | 1400   | 1232   | 25.3                | 8.9               | 158                     |
| BXRC-50E1001-B-7x-SE                | 5000                         | 80               | 270                                     | 1361   | 1198   | 33.8                | 9.1               | 149                     |
| BXRC-50E1001-C-7x-SE                | 5000                         | 80               | 360                                     | 1815   | 1597   | 33.8                | 12.2              | 149                     |
| BXRC-50E1001-D-7x-SE                | 5000                         | 80               | 350                                     | 1319   | 1160   | 25.3                | 8.9               | 149                     |
| BXRC-50G1001-B-7x-SE                | 5000                         | 90               | 270                                     | 1150   | 1012   | 33.8                | 9.1               | 126                     |
| BXRC-50G1001-C-7x-SE                | 5000                         | 90               | 360                                     | 1533   | 1349   | 33.8                | 12.2              | 126                     |
| BXRC-50G1001-D-7x-SE                | 5000                         | 90               | 350                                     | 1114   | 980  | 25.3                | 8.9               | 126                     |

Notes for Table 3:

- Nominal CCT as defined by ANSI C78.377-2011. Products with a CCT of 5000K-6500K are hot targeted to  $T_c = 85^\circ\text{C}$ .
- All CRI values are measured at  $T_s = T_c = 25^\circ\text{C}$ . CRI values are typical for Decor Series Ultra, Decor Series Street and Landmark and Decor Series Class A products. CRI values are minimums for all other products. Minimum R<sub>g</sub> value for 80 CRI products is 0, the minimum R<sub>g</sub> values for 90 CRI products is 50, the minimum R<sub>g</sub> values for 97 CRI products is 93. Bridgelux maintains a  $\pm 3$  tolerance on CRI and R<sub>g</sub> values.
- Drive current is referred to as nominal drive current.
- Typical stabilized DC performance values are provided as reference only and are not a guarantee of performance.
- Typical performance is estimated based on operation under DC (direct current) with LED array mounted onto a heat sink with thermal interface material and the case temperature maintained at  $85^\circ\text{C}$ . Based on Bridgelux test setup, values may vary depending on the thermal design of the luminaire and/or the exposed environment to which the product is subjected.
- Minimum flux values at elevated temperatures are provided for reference only and are not guaranteed by 100% production testing. Based on Bridgelux test setup, values may vary depending on the thermal design of the luminaire and/or the exposed environment to which the product is subjected.
- Nominal CCT is defined by the Lighting Research Center's Class A definition. The center of the Class A color bin is on the corresponding isothermal line.
- GAI value is 80. To help ensure optimal fixture level performance, GAI is measured at the fixture level, on axis, at a case temperature of  $70^\circ\text{C}$ . GAI may vary depending on fixture design and performance.

# Product Selection Guide

**Table 3:** Selection Guide, Stabilized DC Performance ( $T_c = 85^\circ\text{C}$ )<sup>4,5</sup> (continued)

| Part Number          | Nominal CCT <sup>1</sup><br>(K) | CRI <sup>2</sup> | Nominal Drive<br>Current <sup>3</sup><br>(mA) | Typical DC<br>Flux <sup>4,5</sup><br>$T_c = 85^\circ\text{C}$<br>(lm) | Minimum DC<br>Flux <sup>6</sup><br>$T_c = 85^\circ\text{C}$<br>(lm) | Typical $V_f$<br>(V) | Typical<br>Power<br>(W) | Typical<br>Efficacy<br>(lm/W) |
|----------------------|---------------------------------|------------------|---|---|---|----------------------|-------------------------|-------------------------------|
| BXRC-57C1001-B-7x-SE | 5700                            | 70               | 270   | 1395  | 1228  | 33.8                 | 9.1                     | 153                           |
| BXRC-57C1001-C-7x-SE | 5700                            | 70               | 360   | 1860  | 1637  | 33.8                 | 12.2                    | 153                           |
| BXRC-57C1001-D-7x-SE | 5700                            | 70               | 350   | 1351  | 1189  | 25.3                 | 8.9                     | 153                           |
| BXRC-57E1001-B-7x-SE | 5700                            | 80               | 270   | 1345  | 1183  | 33.8                 | 9.1                     | 147                           |
| BXRC-57E1001-C-7x-SE | 5700                            | 80               | 360   | 1793  | 1578  | 33.8                 | 12.2                    | 147                           |
| BXRC-57E1001-D-7x-SE | 5700                            | 80               | 350   | 1302  | 1146  | 25.3                 | 8.9                     | 147                           |
| BXRC-65C1001-B-7x-SE | 6500                            | 70               | 270   | 1421  | 1250  | 33.8                 | 9.1                     | 156                           |
| BXRC-65C1001-C-7x-SE | 6500                            | 70               | 360   | 1894  | 1667  | 33.8                 | 12.2                    | 156                           |
| BXRC-65C1001-D-7x-SE | 6500                            | 70               | 350   | 1376  | 1211  | 25.3                 | 8.9                     | 155                           |
| BXRC-65E1001-B-7x-SE | 6500                            | 80               | 270   | 1370  | 1206  | 33.8                 | 9.1                     | 150                           |
| BXRC-65E1001-C-7x-SE | 6500                            | 80               | 360   | 1827  | 1607  | 33.8                 | 12.2                    | 150                           |
| BXRC-65E1001-D-7x-SE | 6500                            | 80               | 350   | 1327  | 1168  | 25.3                 | 8.9                     | 150                           |

Notes for Table 3:

- Nominal CCT as defined by ANSI C78.377-2011. Products with a CCT of 5000K-6500K are hot targeted to  $T_c = 85^\circ\text{C}$ .
- All CRI values are measured at  $T_c = T_a = 25^\circ\text{C}$ . CRI values are typical for Decor Series Ultra, Decor Series Street and Landmark and Decor Series Class A products. CRI values are minimums for all other products. Minimum Rg value for 80 CRI products is 0, the minimum Rg values for 90 CRI products is 50, the minimum Rg values for 97 CRI products is 93. Bridgelux maintains a  $\pm 3$  tolerance on CRI and Rg values.
- Drive current is referred to as nominal drive current.
- Typical stabilized DC performance values are provided as reference only and are not a guarantee of performance.
- Typical performance is estimated based on operation under DC (direct current) with LED array mounted onto a heat sink with thermal interface material and the case temperature maintained at  $85^\circ\text{C}$ . Based on Bridgelux test setup, values may vary depending on the thermal design of the luminaire and/or the exposed environment to which the product is subjected.
- Minimum flux values at elevated temperatures are provided for reference only and are not guaranteed by 100% production testing. Based on Bridgelux test setup, values may vary depending on the thermal design of the luminaire and/or the exposed environment to which the product is subjected.
- Nominal CCT is defined by the Lighting Research Center's Class A definition. The center of the Class A color bin is on the corresponding isothermal line.
- GAI value is 80. To help ensure optimal fixture level performance, GAI is measured at the fixture level, on axis, at a case temperature of  $70^\circ\text{C}$ . GAI may vary depending on fixture design and performance.

# Performance at Commonly Used Drive Currents

Vero SE LED arrays are tested to the specifications shown using the nominal drive currents in Table 1. Vero SE may also be driven at other drive currents dependent on specific application design requirements. The performance at any drive current can be derived from the current vs. voltage characteristics shown in Figures 1, 2 & 3 and the flux vs. current characteristics shown in Figures 4, 5 & 6. The performance at commonly used drive currents is summarized in Table 4.

**Table 4:** Product Performance at Commonly Used Drive Currents

| Part Number          | CRI | Drive Current <sup>1</sup> (mA) | Typical $V_f$<br>$T_c = 25^\circ\text{C}$ (V) | Typical Power<br>$T_c = 25^\circ\text{C}$ (W) | Typical Flux <sup>2</sup><br>$T_c = 25^\circ\text{C}$ (lm) | Typical DC Flux <sup>3</sup><br>$T_c = 85^\circ\text{C}$ (lm) | Typical Efficacy<br>$T_c = 25^\circ\text{C}$ (lm/W) |
|----------------------|-----|---------------------------------|---|---|--|---|---|
| BXRC-20B1001-B-73-SE | 65  | 135                             | 33.1  | 4.5   | 706  | 634   | 158   |
|                      |     | 180                             | 33.6  | 6.1   | 926  | 830   | 153   |
|                      |     | <b>270</b>                      | <b>34.8</b>                                   | <b>9.4</b>                                    | <b>1325</b>  | <b>1192</b>   | <b>141</b>  |
|                      |     | 405                             | 36.2  | 14.7  | 1944   | 1729  | 132   |
|                      |     | 540                             | 37.5  | 20.3  | 2490   | 2204  | 123   |
| BXRC-20B1001-D-73-SE | 65  | 175                             | 24.9  | 4.4   | 685  | 623   | 157   |
|                      |     | 233                             | 25.4  | 5.9   | 899  | 808   | 152   |
|                      |     | <b>350</b>                      | <b>26.0</b>                                   | <b>9.1</b>                                    | <b>1283</b>  | <b>1155</b>   | <b>141</b>  |
|                      |     | 525                             | 27.4  | 14.4  | 1889   | 1629  | 131   |
|                      |     | 700                             | 28.4  | 19.9  | 2420   | 2038  | 122   |
| BXRC-27E1000-B-7x-SE | 80  | 135                             | 33.1  | 4.5   | 721  | 648   | 162   |
|                      |     | 180                             | 33.6  | 6.1   | 945  | 848   | 156   |
|                      |     | <b>270</b>                      | <b>34.8</b>                                   | <b>9.4</b>                                    | <b>1353</b>  | <b>1218</b>   | <b>144</b>  |
|                      |     | 405                             | 36.2  | 14.7  | 1985   | 1766  | 135   |
|                      |     | 540                             | 37.5  | 20.3  | 2543   | 2251  | 125   |
| BXRC-27E1000-C-7x-SE | 80  | 180                             | 33.1  | 6.0   | 959  | 856   | 161   |
|                      |     | 240                             | 33.6  | 8.1   | 1257   | 1116  | 156   |
|                      |     | <b>360</b>                      | <b>34.8</b>                                   | <b>12.5</b>                                   | <b>1804</b>  | <b>1624</b>   | <b>144</b>  |
|                      |     | 540                             | 36.2  | 19.5  | 2627   | 2282  | 134   |
|                      |     | 720                             | 37.5  | 27.0  | 3356   | 2872  | 124   |
| BXRC-27E1000-D-7x-SE | 80  | 175                             | 24.9  | 4.4   | 700  | 636   | 160   |
|                      |     | 233                             | 25.4  | 5.9   | 918  | 825   | 155   |
|                      |     | <b>350</b>                      | <b>26.0</b>                                   | <b>9.1</b>                                    | <b>1310</b>  | <b>1179</b>   | <b>144</b>  |
|                      |     | 525                             | 27.4  | 14.4  | 1929   | 1664  | 134   |
|                      |     | 700                             | 28.4  | 19.9  | 2471   | 2081  | 124   |
| BXRC-27G10H0-B-7x-SE | 90  | 135                             | 33.1  | 4.5   | 621  | 558   | 139   |
|                      |     | 180                             | 33.6  | 6.1   | 814  | 730   | 134   |
|                      |     | <b>270</b>                      | <b>34.8</b>                                   | <b>9.4</b>                                    | <b>1165</b>  | <b>1268</b>   | <b>124</b>  |
|                      |     | 405                             | 36.2  | 14.7  | 1709   | 1521  | 116   |
|                      |     | 540                             | 37.5  | 20.3  | 2190   | 1938  | 108   |
| BXRC-27G10H0-C-7x-SE | 90  | 180                             | 33.1  | 6.0   | 826  | 737   | 139   |
|                      |     | 240                             | 33.6  | 8.1   | 1082   | 961   | 134   |
|                      |     | <b>360</b>                      | <b>34.8</b>                                   | <b>12.5</b>                                   | <b>1553</b>  | <b>1691</b>   | <b>124</b>  |
|                      |     | 540                             | 36.2  | 19.5  | 2262   | 1965  | 116   |
|                      |     | 720                             | 37.5  | 27.0  | 2890   | 2473  | 107   |
| BXRC-27G10H0-D-7x-SE | 90  | 175                             | 24.9  | 4.4   | 602  | 548   | 138   |
|                      |     | 233                             | 25.4  | 5.9   | 790  | 711   | 134   |
|                      |     | <b>350</b>                      | <b>26.0</b>                                   | <b>9.1</b>                                    | <b>1128</b>  | <b>1229</b>   | <b>124</b>  |
|                      |     | 525                             | 27.4  | 14.4  | 1661   | 1433  | 116   |
|                      |     | 700                             | 28.4  | 19.9  | 2128   | 1792  | 107   |

Notes for Table 4:

1. Alternate drive currents are provided for reference only and are not a guarantee of performance.
2. Bridgelux maintains a  $\pm 7\%$  tolerance on flux measurements.
3. Typical stabilized DC performance values are provided as reference only and are not a guarantee of performance.

# Performance at Commonly Used Drive Currents

**Table 4:** Product Performance at Commonly Used Drive Currents (Continued)

| Part Number          | CRI | Drive Current <sup>1</sup> (mA) | Typical $V_f$<br>$T_c = 25^\circ\text{C}$ (V) | Typical Power<br>$T_c = 25^\circ\text{C}$ (W) | Typical Flux <sup>2</sup><br>$T_c = 25^\circ\text{C}$ (lm) | Typical DC Flux <sup>3</sup><br>$T_c = 85^\circ\text{C}$ (lm) | Typical Efficacy<br>$T_c = 25^\circ\text{C}$ (lm/W) |
|----------------------|-----|---------------------------------|---|---|--|---|---|
| BXRC-27G1000-B-7x-SE | 90  | 135                             | 33.1  | 4.5   | 601  | 540   | 135   |
|                      |     | 180                             | 33.6  | 6.1   | 788  | 707   | 130   |
|                      |     | <b>270</b>                      | <b>34.8</b>                                   | <b>9.4</b>                                    | <b>1128</b>  | <b>1015</b>   | <b>120</b>  |
|                      |     | 405                             | 36.2  | 14.7  | 1654   | 1471  | 113   |
|                      |     | 540                             | 37.5  | 20.3  | 2119   | 1876  | 105   |
| BXRC-27G1000-C-7x-SE | 90  | 180                             | 33.1  | 6.0   | 799  | 713   | 134   |
|                      |     | 240                             | 33.6  | 8.1   | 1047   | 930   | 130   |
|                      |     | <b>360</b>                      | <b>34.8</b>                                   | <b>12.5</b>                                   | <b>1503</b>  | <b>1353</b>   | <b>120</b>  |
|                      |     | 540                             | 36.2  | 19.5  | 2189   | 1902  | 112   |
|                      |     | 720                             | 37.5  | 27.0  | 2796   | 2394  | 104   |
| BXRC-27G1000-D-7x-SE | 90  | 175                             | 24.9  | 4.4   | 583  | 530   | 134   |
|                      |     | 233                             | 25.4  | 5.9   | 765  | 688   | 129   |
|                      |     | <b>350</b>                      | <b>26.0</b>                                   | <b>9.1</b>                                    | <b>1092</b>  | <b>983</b>  | <b>120</b>  |
|                      |     | 525                             | 27.4  | 14.4  | 1607   | 1386  | 112   |
|                      |     | 700                             | 28.4  | 19.9  | 2059   | 1734  | 104   |
| BXRC-27H1000-B-7x-SE | 97  | 135                             | 33.1  | 4.5   | 521  | 468   | 117   |
|                      |     | 180                             | 33.6  | 6.1   | 683  | 612   | 113   |
|                      |     | <b>270</b>                      | <b>34.8</b>                                   | <b>9.4</b>                                    | <b>977</b>   | <b>879</b>  | <b>104</b>  |
|                      |     | 405                             | 36.2  | 14.7  | 1434   | 1275  | 98  |
|                      |     | 540                             | 37.5  | 20.3  | 1837   | 1626  | 91  |
| BXRC-27H1000-C-7x-SE | 97  | 180                             | 33.1  | 6.0   | 693  | 618   | 116   |
|                      |     | 240                             | 33.6  | 8.1   | 908  | 806   | 112   |
|                      |     | <b>360</b>                      | <b>34.8</b>                                   | <b>12.5</b>                                   | <b>1303</b>  | <b>1173</b>   | <b>104</b>  |
|                      |     | 540                             | 36.2  | 19.5  | 1897   | 1648  | 97  |
|                      |     | 720                             | 37.5  | 27.0  | 2423   | 2075  | 90  |
| BXRC-27H1000-D-7x-SE | 97  | 175                             | 24.9  | 4.4   | 505  | 459   | 116   |
|                      |     | 233                             | 25.4  | 5.9   | 663  | 596   | 112   |
|                      |     | <b>350</b>                      | <b>26.0</b>                                   | <b>9.1</b>                                    | <b>946</b>   | <b>852</b>  | <b>104</b>  |
|                      |     | 525                             | 27.4  | 14.4  | 1393   | 1201  | 97  |
|                      |     | 700                             | 28.4  | 19.9  | 1785   | 1503  | 90  |
| BXRC-30C1001-B-7x-SE | 70  | 135                             | 33.1  | 4.5   | 826  | 742   | 185   |
|                      |     | 180                             | 33.6  | 6.1   | 1083   | 972   | 179   |
|                      |     | <b>270</b>                      | <b>34.8</b>                                   | <b>9.4</b>                                    | <b>1550</b>  | <b>1395</b>   | <b>165</b>  |
|                      |     | 405                             | 36.2  | 14.7  | 2274   | 2023  | 155   |
|                      |     | 540                             | 37.5  | 20.3  | 2914   | 2579  | 144   |
| BXRC-30C1001-C-7x-SE | 70  | 180                             | 33.1  | 6.0   | 1099   | 981   | 184   |
|                      |     | 240                             | 33.6  | 8.1   | 1440   | 1279  | 178   |
|                      |     | <b>360</b>                      | <b>34.8</b>                                   | <b>12.5</b>                                   | <b>2067</b>  | <b>1860</b>   | <b>165</b>  |
|                      |     | 540                             | 36.2  | 19.5  | 3010   | 2615  | 154   |
|                      |     | 720                             | 37.5  | 27.0  | 3845   | 3291  | 142   |
| BXRC-30C1001-D-7x-SE | 70  | 175                             | 24.9  | 4.4   | 802  | 729   | 184   |
|                      |     | 233                             | 25.4  | 5.9   | 1052   | 946   | 178   |
|                      |     | <b>350</b>                      | <b>26.0</b>                                   | <b>9.1</b>                                    | <b>1502</b>  | <b>1351</b>   | <b>165</b>  |
|                      |     | 525                             | 27.4  | 14.4  | 2210   | 1906  | 154   |
|                      |     | 700                             | 28.4  | 19.9  | 2832   | 2384  | 142   |

Notes for Table 4:

1. Alternate drive currents are provided for reference only and are not a guarantee of performance.
2. Bridgelux maintains a  $\pm 7\%$  tolerance on flux measurements.
3. Typical stabilized DC performance values are provided as reference only and are not a guarantee of performance.

# Performance at Commonly Used Drive Currents

**Table 4:** Product Performance at Commonly Used Drive Currents (Continued)

| Part Number          | CRI | Drive Current <sup>1</sup> (mA) | Typical V <sub>f</sub><br>T <sub>c</sub> = 25°C (V) | Typical Power<br>T <sub>c</sub> = 25°C (W) | Typical Flux <sup>2</sup><br>T <sub>c</sub> = 25°C (lm) | Typical DC Flux <sup>3</sup><br>T <sub>c</sub> = 85°C (lm) | Typical Efficacy<br>T <sub>c</sub> = 25°C (lm/W) |
|----------------------|-----|---------------------------------|---|--|---|--|--|
| BXRC-30E1000-B-7x-SE | 80  | 135                             | 33.1  | 4.5  | 751   | 675  | 168  |
|                      |     | 180                             | 33.6  | 6.1  | 985   | 883  | 163  |
|                      |     | <b>270</b>                      | <b>34.8</b>   | <b>9.4</b>                                 | <b>1409</b>   | <b>1268</b>  | <b>150</b>                                       |
|                      |     | 405                             | 36.2  | 14.7                                       | 2068  | 1839   | 141  |
|                      |     | 540                             | 37.5  | 20.3                                       | 2649  | 2345   | 131  |
| BXRC-30E1000-C-7x-SE | 80  | 180                             | 33.1  | 6.0  | 999   | 892  | 168  |
|                      |     | 240                             | 33.6  | 8.1  | 1309  | 1163   | 162  |
|                      |     | <b>360</b>                      | <b>34.8</b>   | <b>12.5</b>                                | <b>1879</b>   | <b>1691</b>  | <b>150</b>                                       |
|                      |     | 540                             | 36.2  | 19.5                                       | 2736  | 2377   | 140  |
|                      |     | 720                             | 37.5  | 27.0                                       | 3495  | 2992   | 129  |
| BXRC-30E1000-D-7x-SE | 80  | 175                             | 24.9  | 4.4  | 729   | 663  | 167  |
|                      |     | 233                             | 25.4  | 5.9  | 956   | 860  | 162  |
|                      |     | <b>350</b>                      | <b>26.0</b>   | <b>9.1</b>                                 | <b>1365</b>   | <b>1229</b>  | <b>150</b>                                       |
|                      |     | 525                             | 27.4  | 14.4                                       | 2009  | 1733   | 140  |
|                      |     | 700                             | 28.4  | 19.9                                       | 2574  | 2168   | 129  |
| BXRC-30G10H0-B-7x-SE | 90  | 135                             | 33.1  | 4.5  | 651   | 585  | 146  |
|                      |     | 180                             | 33.6  | 6.1  | 853   | 766  | 141  |
|                      |     | <b>270</b>                      | <b>34.8</b>   | <b>9.4</b>                                 | <b>1221</b>   | <b>1099</b>  | <b>130</b>                                       |
|                      |     | 405                             | 36.2  | 14.7                                       | 1792  | 1594   | 122  |
|                      |     | 540                             | 37.5  | 20.3                                       | 2296  | 2032   | 113  |
| BXRC-30G10H0-C-7x-SE | 90  | 180                             | 33.1  | 6.0  | 866   | 773  | 145  |
|                      |     | 240                             | 33.6  | 8.1  | 1134  | 1008   | 141  |
|                      |     | <b>360</b>                      | <b>34.8</b>   | <b>12.5</b>                                | <b>1629</b>   | <b>1466</b>  | <b>130</b>                                       |
|                      |     | 540                             | 36.2  | 19.5                                       | 2372  | 2060   | 121  |
|                      |     | 720                             | 37.5  | 27.0                                       | 3029  | 2593   | 112  |
| BXRC-30G10H0-D-7x-SE | 90  | 175                             | 24.9  | 4.4  | 632   | 574  | 145  |
|                      |     | 233                             | 25.4  | 5.9  | 829   | 745  | 140  |
|                      |     | <b>350</b>                      | <b>26.0</b>   | <b>9.1</b>                                 | <b>1183</b>   | <b>1065</b>  | <b>130</b>                                       |
|                      |     | 525                             | 27.4  | 14.4                                       | 1741  | 1502   | 121  |
|                      |     | 700                             | 28.4  | 19.9                                       | 2231  | 1879   | 112  |
| BXRC-30G1000-B-7x-SE | 90  | 135                             | 33.1  | 4.5  | 626   | 562  | 140  |
|                      |     | 180                             | 33.6  | 6.1  | 821   | 736  | 136  |
|                      |     | <b>270</b>                      | <b>34.8</b>   | <b>9.4</b>                                 | <b>1175</b>   | <b>1057</b>  | <b>125</b>                                       |
|                      |     | 405                             | 36.2  | 14.7                                       | 1723  | 1533   | 117  |
|                      |     | 540                             | 37.5  | 20.3                                       | 2207  | 1954   | 109  |
| BXRC-30G1000-C-7x-SE | 90  | 180                             | 33.1  | 6.0  | 833   | 743  | 140  |
|                      |     | 240                             | 33.6  | 8.1  | 1091  | 969  | 135  |
|                      |     | <b>360</b>                      | <b>34.8</b>   | <b>12.5</b>                                | <b>1566</b>   | <b>1409</b>  | <b>125</b>                                       |
|                      |     | 540                             | 36.2  | 19.5                                       | 2280  | 1981   | 117  |
|                      |     | 720                             | 37.5  | 27.0                                       | 2913  | 2493   | 108  |
| BXRC-30G1000-D-7x-SE | 90  | 175                             | 24.9  | 4.4  | 607   | 552  | 139  |
|                      |     | 233                             | 25.4  | 5.9  | 797   | 716  | 135  |
|                      |     | <b>350</b>                      | <b>26.0</b>   | <b>9.1</b>                                 | <b>1138</b>   | <b>1024</b>  | <b>125</b>                                       |
|                      |     | 525                             | 27.4  | 14.4                                       | 1674  | 1444   | 117  |
|                      |     | 700                             | 28.4  | 19.9                                       | 2145  | 1806   | 108  |

Notes for Table 4:

1. Alternate drive currents are provided for reference only and are not a guarantee of performance.
2. Bridgelux maintains a ± 7% tolerance on flux measurements.
3. Typical stabilized DC performance values are provided as reference only and are not a guarantee of performance.

# Performance at Commonly Used Drive Currents

**Table 4:** Product Performance at Commonly Used Drive Currents (Continued)

| Part Number          | CRI | Drive Current <sup>1</sup> (mA) | Typical V <sub>f</sub> T <sub>c</sub> = 25°C (V) | Typical Power T <sub>c</sub> = 25°C (W) | Typical Flux <sup>2</sup> T <sub>c</sub> = 25°C (lm) | Typical DC Flux <sup>3</sup> T <sub>c</sub> = 85°C (lm) | Typical Efficacy T <sub>c</sub> = 25°C (lm/W) |
|----------------------|-----|---------------------------------|--|---|--|---|---|
| BXRC-30G100C-B-73-SE | 90  | 135                             | 33.1   | 4.5                                     | 581  | 522   | 130   |
|                      |     | 180                             | 33.6   | 6.1                                     | 762  | 683   | 126   |
|                      |     | <b>270</b>                      | <b>34.8</b>                                      | <b>9.4</b>                              | <b>1090</b>  | <b>981</b>  | <b>116</b>                                    |
|                      |     | 405                             | 36.2   | 14.7                                    | 1599   | 1422  | 109   |
|                      |     | 540                             | 37.5   | 20.3                                    | 2049   | 1813  | 101   |
| BXRC-30G100C-D-73-SE | 90  | 175                             | 24.9   | 4.4                                     | 564  | 512   | 129   |
|                      |     | 233                             | 25.4   | 5.9                                     | 739  | 665   | 125   |
|                      |     | <b>350</b>                      | <b>26.0</b>                                      | <b>9.1</b>                              | <b>1056</b>  | <b>950</b>  | <b>116</b>                                    |
|                      |     | 525                             | 27.4   | 14.4                                    | 1554   | 1340  | 108   |
|                      |     | 700                             | 28.4   | 19.9                                    | 1991   | 1676  | 100   |
| BXRC-30H1000-B-7x-SE | 97  | 135                             | 33.1   | 4.5                                     | 561  | 504   | 126   |
|                      |     | 180                             | 33.6   | 6.1                                     | 735  | 660   | 121   |
|                      |     | <b>270</b>                      | <b>34.8</b>                                      | <b>9.4</b>                              | <b>1052</b>  | <b>947</b>  | <b>112</b>                                    |
|                      |     | 405                             | 36.2   | 14.7                                    | 1544   | 1373  | 105   |
|                      |     | 540                             | 37.5   | 20.3                                    | 1978   | 1751  | 98  |
| BXRC-30H1000-C-7x-SE | 97  | 180                             | 33.1   | 6.0                                     | 746  | 666   | 125   |
|                      |     | 240                             | 33.6   | 8.1                                     | 977  | 868   | 121   |
|                      |     | <b>360</b>                      | <b>34.8</b>                                      | <b>12.5</b>                             | <b>1403</b>  | <b>1263</b>   | <b>112</b>                                    |
|                      |     | 540                             | 36.2   | 19.5                                    | 2043   | 1775  | 105   |
|                      |     | 720                             | 37.5   | 27.0                                    | 2610   | 2234  | 97  |
| BXRC-30H1000-D-7x-SE | 97  | 175                             | 24.9   | 4.4                                     | 544  | 495   | 125   |
|                      |     | 233                             | 25.4   | 5.9                                     | 714  | 642   | 121   |
|                      |     | <b>350</b>                      | <b>26.0</b>                                      | <b>9.1</b>                              | <b>1019</b>  | <b>917</b>  | <b>112</b>                                    |
|                      |     | 525                             | 27.4   | 14.4                                    | 1500   | 1294  | 104   |
|                      |     | 700                             | 28.4   | 19.9                                    | 1922   | 1618  | 97  |
| BXRC-30A1001-B-73    | 93  | 135                             | 33.1   | 4.5                                     | 566  | 508   | 127   |
|                      |     | 180                             | 33.6   | 6.1                                     | 742  | 665   | 123   |
|                      |     | <b>270</b>                      | <b>34.8</b>                                      | <b>9.4</b>                              | <b>1062</b>  | <b>956</b>  | <b>113</b>                                    |
|                      |     | 405                             | 36.2   | 14.7                                    | 1558   | 1386  | 106   |
|                      |     | 540                             | 37.5   | 20.3                                    | 1996   | 1766  | 98  |
| BXRC-30A1001-C-73    | 93  | 180                             | 33.1   | 6.0                                     | 753  | 672   | 126   |
|                      |     | 240                             | 33.6   | 8.1                                     | 986  | 876   | 122   |
|                      |     | <b>360</b>                      | <b>34.8</b>                                      | <b>12.5</b>                             | <b>1416</b>  | <b>1274</b>   | <b>113</b>                                    |
|                      |     | 540                             | 36.2   | 19.5                                    | 2061   | 1791  | 105   |
|                      |     | 720                             | 37.5   | 27.0                                    | 2633   | 2254  | 98  |
| BXRC-30A1001-D-73    | 93  | 175                             | 24.9   | 4.4                                     | 549  | 499   | 126   |
|                      |     | 233                             | 25.4   | 5.9                                     | 720  | 648   | 122   |
|                      |     | <b>350</b>                      | <b>26.0</b>                                      | <b>9.1</b>                              | <b>1028</b>  | <b>925</b>  | <b>113</b>                                    |
|                      |     | 525                             | 27.4   | 14.4                                    | 1514   | 1305  | 105   |
|                      |     | 700                             | 28.4   | 19.9                                    | 1939   | 1633  | 97  |
| BXRC-35E1000-B-7x-SE | 80  | 135                             | 33.1   | 4.5                                     | 776  | 697   | 174   |
|                      |     | 180                             | 33.6   | 6.1                                     | 1018   | 913   | 168   |
|                      |     | <b>270</b>                      | <b>34.8</b>                                      | <b>9.4</b>                              | <b>1456</b>  | <b>1311</b>   | <b>155</b>                                    |
|                      |     | 405                             | 36.2   | 14.7                                    | 2137   | 1901  | 146   |
|                      |     | 540                             | 37.5   | 20.3                                    | 2737   | 2423  | 135   |

Notes for Table 4:

1. Alternate drive currents are provided for reference only and are not a guarantee of performance.
2. Bridgelux maintains a ± 7% tolerance on flux measurements.
3. Typical stabilized DC performance values are provided as reference only and are not a guarantee of performance.

# Performance at Commonly Used Drive Currents

**Table 4:** Product Performance at Commonly Used Drive Currents (Continued)

| Part Number          | CRI | Drive Current <sup>1</sup> (mA) | Typical V <sub>f</sub><br>T <sub>c</sub> = 25°C (V) | Typical Power<br>T <sub>c</sub> = 25°C (W) | Typical Flux <sup>2</sup><br>T <sub>c</sub> = 25°C (lm) | Typical DC Flux <sup>3</sup><br>T <sub>c</sub> = 85°C (lm) | Typical Efficacy<br>T <sub>c</sub> = 25°C (lm/W) |
|----------------------|-----|---------------------------------|---|--|---|--|--|
| BXRC-35E1000-C-7x-SE | 80  | 180                             | 33.1  | 6.0  | 1032  | 921  | 173  |
|                      |     | 240                             | 33.6  | 8.1  | 1353  | 1202   | 168  |
|                      |     | <b>360</b>                      | <b>34.8</b>   | <b>12.5</b>                                | <b>1942</b>   | <b>1748</b>  | <b>155</b>                                       |
|                      |     | 540                             | 36.2  | 19.5                                       | 2828  | 2456   | 145  |
|                      |     | 720                             | 37.5  | 27.0                                       | 3612  | 3092   | 134  |
| BXRC-35E1000-D-7x-SE | 80  | 175                             | 24.9  | 4.4  | 753   | 685  | 173  |
|                      |     | 233                             | 25.4  | 5.9  | 988   | 888  | 167  |
|                      |     | <b>350</b>                      | <b>26.0</b>   | <b>9.1</b>                                 | <b>1411</b>   | <b>1269</b>  | <b>155</b>                                       |
|                      |     | 525                             | 27.4  | 14.4                                       | 2076  | 1791   | 144  |
|                      |     | 700                             | 28.4  | 19.9                                       | 2660  | 2240   | 134  |
| BXRC-35G1000-B-7x-SE | 90  | 135                             | 33.1  | 4.5  | 646   | 580  | 145  |
|                      |     | 180                             | 33.6  | 6.1  | 847   | 760  | 140  |
|                      |     | <b>270</b>                      | <b>34.8</b>   | <b>9.4</b>                                 | <b>1212</b>   | <b>1091</b>  | <b>129</b>                                       |
|                      |     | 405                             | 36.2  | 14.7                                       | 1778  | 1582   | 121  |
|                      |     | 540                             | 37.5  | 20.3                                       | 2278  | 2016   | 112  |
| BXRC-35G1000-C-7x-SE | 90  | 180                             | 33.1  | 6.0  | 859   | 767  | 144  |
|                      |     | 240                             | 33.6  | 8.1  | 1126  | 1000   | 139  |
|                      |     | <b>360</b>                      | <b>34.8</b>   | <b>12.5</b>                                | <b>1616</b>   | <b>1455</b>  | <b>129</b>                                       |
|                      |     | 540                             | 36.2  | 19.5                                       | 2353  | 2044   | 120  |
|                      |     | 720                             | 37.5  | 27.0                                       | 3006  | 2573   | 111  |
| BXRC-35G1000-D-7x-SE | 90  | 175                             | 24.9  | 4.4  | 627   | 570  | 144  |
|                      |     | 233                             | 25.4  | 5.9  | 822   | 739  | 139  |
|                      |     | <b>350</b>                      | <b>26.0</b>   | <b>9.1</b>                                 | <b>1174</b>   | <b>1057</b>  | <b>129</b>                                       |
|                      |     | 525                             | 27.4  | 14.4                                       | 1728  | 1490   | 120  |
|                      |     | 700                             | 28.4  | 19.9                                       | 2214  | 1864   | 111  |
| BXRC-35A1001-B-73-SE | 93  | 135                             | 33.1  | 4.5  | 611   | 549  | 137  |
|                      |     | 180                             | 33.6  | 6.1  | 801   | 718  | 132  |
|                      |     | <b>270</b>                      | <b>34.8</b>   | <b>9.4</b>                                 | <b>1146</b>   | <b>1032</b>  | <b>122</b>                                       |
|                      |     | 405                             | 36.2  | 14.7                                       | 1682  | 1496   | 115  |
|                      |     | 540                             | 37.5  | 20.3                                       | 2154  | 1907   | 106  |
| BXRC-35A1001-C-73-SE | 93  | 180                             | 33.1  | 6.0  | 813   | 725  | 136  |
|                      |     | 240                             | 33.6  | 8.1  | 1065  | 946  | 132  |
|                      |     | <b>360</b>                      | <b>34.8</b>   | <b>12.5</b>                                | <b>1528</b>   | <b>1376</b>  | <b>122</b>                                       |
|                      |     | 540                             | 36.2  | 19.5                                       | 2226  | 1933   | 114  |
|                      |     | 720                             | 37.5  | 27.0                                       | 2843  | 2434   | 105  |
| BXRC-35A1001-D-73-SE | 93  | 175                             | 24.9  | 4.4  | 593   | 539  | 136  |
|                      |     | 233                             | 25.4  | 5.9  | 778   | 699  | 131  |
|                      |     | <b>350</b>                      | <b>26.0</b>   | <b>9.1</b>                                 | <b>1110</b>   | <b>999</b>   | <b>122</b>                                       |
|                      |     | 525                             | 27.4  | 14.4                                       | 1634  | 1409   | 114  |
|                      |     | 700                             | 28.4  | 19.9                                       | 2094  | 1763   | 105  |
| BXRC-40C1001-B-7x-SE | 70  | 135                             | 33.1  | 4.5  | 841   | 756  | 188  |
|                      |     | 180                             | 33.6  | 6.1  | 1103  | 989  | 182  |
|                      |     | <b>270</b>                      | <b>34.8</b>   | <b>9.4</b>                                 | <b>1579</b>   | <b>1421</b>  | <b>168</b>                                       |
|                      |     | 405                             | 36.2  | 14.7                                       | 2316  | 2060   | 158  |
|                      |     | 540                             | 37.5  | 20.3                                       | 2967  | 2626   | 146  |

Notes for Table 4:

1. Alternate drive currents are provided for reference only and are not a guarantee of performance.
2. Bridgelux maintains a ± 7% tolerance on flux measurements.
3. Typical stabilized DC performance values are provided as reference only and are not a guarantee of performance.



# Performance at Commonly Used Drive Currents

**Table 4:** Product Performance at Commonly Used Drive Currents (Continued)

| Part Number          | CRI | Drive Current <sup>1</sup> (mA) | Typical $V_f$<br>$T_c = 25^\circ\text{C}$ (V) | Typical Power<br>$T_c = 25^\circ\text{C}$ (W) | Typical Flux <sup>2</sup><br>$T_c = 25^\circ\text{C}$ (lm) | Typical DC Flux <sup>3</sup><br>$T_c = 85^\circ\text{C}$ (lm) | Typical Efficacy<br>$T_c = 25^\circ\text{C}$ (lm/W) |
|----------------------|-----|---------------------------------|---|---|--|---|---|
| BXRC-40E1000-C-7X-SE | 70  | 180                             | 33.1  | 6.0   | 1119   | 999   | 188   |
|                      |     | 240                             | 33.6  | 8.1   | 1466   | 1302  | 182   |
|                      |     | <b>360</b>                      | <b>34.8</b>                                   | <b>12.5</b>                                   | <b>2105</b>  | <b>1894</b>   | <b>168</b>  |
|                      |     | 540                             | 36.2  | 19.5  | 3065   | 2662  | 157   |
| BXRC-40E1000-D-7X-SE | 70  | 720                             | 37.5  | 27.0  | 3915   | 3351  | 145   |
|                      |     | 175                             | 24.9  | 4.4   | 816  | 742   | 187   |
|                      |     | 233                             | 25.4  | 5.9   | 1071   | 963   | 181   |
|                      |     | <b>350</b>                      | <b>26.0</b>                                   | <b>9.1</b>                                    | <b>1529</b>  | <b>1376</b>   | <b>168</b>  |
| BXRC-40G1000-B-7X-SE | 80  | 525                             | 27.4  | 14.4  | 2250   | 1941  | 157   |
|                      |     | 700                             | 28.4  | 19.9  | 2883   | 2428  | 145   |
|                      |     | 135                             | 33.1  | 4.5   | 781  | 702   | 175   |
|                      |     | 180                             | 33.6  | 6.1   | 1024   | 919   | 169   |
| BXRC-40G1000-C-7X-SE | 80  | <b>270</b>                      | <b>34.8</b>                                   | <b>9.4</b>                                    | <b>1466</b>  | <b>1319</b>   | <b>156</b>  |
|                      |     | 405                             | 36.2  | 14.7  | 2150   | 1913  | 147   |
|                      |     | 540                             | 37.5  | 20.3  | 2755   | 2438  | 136   |
|                      |     | 180                             | 33.1  | 6.0   | 1039   | 927   | 174   |
| BXRC-40G1000-D-7X-SE | 80  | 240                             | 33.6  | 8.1   | 1361   | 1209  | 169   |
|                      |     | <b>350</b>                      | <b>26.0</b>                                   | <b>9.1</b>                                    | <b>1420</b>  | <b>1278</b>   | <b>156</b>  |
|                      |     | 525                             | 27.4  | 14.4  | 2090   | 1802  | 145   |
|                      |     | 700                             | 28.4  | 19.9  | 2677   | 2254  | 135   |
| BXRC-40G1000-B-7X-SE | 90  | 135                             | 33.1  | 4.5   | 671  | 603   | 150   |
|                      |     | 180                             | 33.6  | 6.1   | 880  | 789   | 145   |
|                      |     | <b>270</b>                      | <b>34.8</b>                                   | <b>9.4</b>                                    | <b>1259</b>  | <b>1133</b>   | <b>134</b>  |
|                      |     | 405                             | 36.2  | 14.7  | 1847   | 1643  | 126   |
| BXRC-40G1000-C-7X-SE | 90  | 540                             | 37.5  | 20.3  | 2366   | 2094  | 117   |
|                      |     | 180                             | 33.1  | 6.0   | 893  | 796   | 150   |
|                      |     | 240                             | 33.6  | 8.1   | 1169   | 1039  | 145   |
|                      |     | <b>360</b>                      | <b>34.8</b>                                   | <b>12.5</b>                                   | <b>1679</b>  | <b>1511</b>   | <b>134</b>  |
| BXRC-40G1000-D-7X-SE | 90  | 540                             | 36.2  | 19.5  | 2444   | 2124  | 125   |
|                      |     | 720                             | 37.5  | 27.0  | 3123   | 2673  | 116   |
|                      |     | 175                             | 24.9  | 4.4   | 651  | 592   | 149   |
|                      |     | 233                             | 25.4  | 5.9   | 854  | 768   | 144   |
| BXRC-40H1000-B-7X-SE | 97  | <b>350</b>                      | <b>26.0</b>                                   | <b>9.1</b>                                    | <b>1219</b>  | <b>1097</b>   | <b>134</b>  |
|                      |     | 525                             | 27.4  | 14.4  | 1795   | 1548  | 125   |
|                      |     | 700                             | 28.4  | 19.9  | 2300   | 1936  | 116   |
|                      |     | 135                             | 33.1  | 4.5   | 576  | 517   | 129   |
| BXRC-40H1000-B-7X-SE | 97  | 180                             | 33.6  | 6.1   | 755  | 677   | 125   |
|                      |     | <b>270</b>                      | <b>34.8</b>                                   | <b>9.4</b>                                    | <b>1081</b>  | <b>972</b>  | <b>115</b>  |
|                      |     | 405                             | 36.2  | 14.7  | 1585   | 1410  | 108   |
|                      |     | 540                             | 37.5  | 20.3  | 2031   | 1797  | 100   |

Notes for Table 4:

1. Alternate drive currents are provided for reference only and are not a guarantee of performance.
2. Bridgelux maintains a  $\pm 7\%$  tolerance on flux measurements.
3. Typical stabilized DC performance values are provided as reference only and are not a guarantee of performance.

# Performance at Commonly Used Drive Currents

**Table 4:** Product Performance at Commonly Used Drive Currents (Continued)

| Part Number          | CRI | Drive Current <sup>1</sup> (mA) | Typical $V_f$<br>$T_c = 25^\circ\text{C}$ (V) | Typical Power<br>$T_c = 25^\circ\text{C}$ (W) | Typical Flux <sup>2</sup><br>$T_c = 25^\circ\text{C}$ (lm) | Typical DC Flux <sup>3</sup><br>$T_c = 85^\circ\text{C}$ (lm) | Typical Efficacy<br>$T_c = 25^\circ\text{C}$ (lm/W) |
|----------------------|-----|---------------------------------|---|---|--|---|---|
| BXRC-40H1000-C-7x-SE | 97  | 180                             | 33.1  | 6.0   | 766  | 684   | 129   |
|                      |     | 240                             | 33.6  | 8.1   | 1004   | 891   | 124   |
|                      |     | <b>360</b>                      | <b>34.8</b>                                   | <b>12.5</b>                                   | <b>1441</b>  | <b>1297</b>   | <b>115</b>  |
|                      |     | 540                             | 36.2  | 19.5  | 2098   | 1822  | 107   |
| BXRC-40H1000-D-7x-SE | 97  | 720                             | 37.5  | 27.0  | 2680   | 2294  | 99  |
|                      |     | 175                             | 24.9  | 4.4   | 559  | 508   | 128   |
|                      |     | 233                             | 25.4  | 5.9   | 733  | 659   | 124   |
|                      |     | <b>350</b>                      | <b>26.0</b>                                   | <b>9.1</b>                                    | <b>1047</b>  | <b>942</b>  | <b>115</b>  |
| BXRC-40A1001-B-73-SE | 93  | 525                             | 27.4  | 14.4  | 1540   | 1329  | 107   |
|                      |     | 700                             | 28.4  | 19.9  | 1973   | 1662  | 99  |
|                      |     | 135                             | 33.1  | 4.5   | 646  | 580   | 145   |
|                      |     | 180                             | 33.6  | 6.1   | 847  | 760   | 140   |
| BXRC-40A1001-C-73-SE | 93  | <b>270</b>                      | <b>34.8</b>                                   | <b>9.4</b>                                    | <b>1212</b>  | <b>1091</b>   | <b>129</b>  |
|                      |     | 405                             | 36.2  | 14.7  | 1778   | 1582  | 121   |
|                      |     | 540                             | 37.5  | 20.3  | 2278   | 2016  | 112   |
|                      |     | 180                             | 33.1  | 6.0   | 859  | 767   | 144   |
| BXRC-40A1001-D-73-SE | 93  | 240                             | 33.6  | 8.1   | 1126   | 1000  | 139   |
|                      |     | <b>350</b>                      | <b>26.0</b>                                   | <b>9.1</b>                                    | <b>1174</b>  | <b>1057</b>   | <b>129</b>  |
|                      |     | 525                             | 27.4  | 14.4  | 1728   | 1490  | 120   |
|                      |     | 700                             | 28.4  | 19.9  | 2214   | 1864  | 111   |
| BXRC-50C1001-B-7x-SE | 70  | 135                             | 33.1  | 4.5   | 856  | 769   | 192   |
|                      |     | 180                             | 33.6  | 6.1   | 1123   | 1007  | 185   |
|                      |     | <b>270</b>                      | <b>34.8</b>                                   | <b>9.4</b>                                    | <b>1607</b>  | <b>1446</b>   | <b>171</b>  |
|                      |     | 405                             | 36.2  | 14.7  | 2357   | 2097  | 161   |
| BXRC-50C1001-C-7x-SE | 70  | 540                             | 37.5  | 20.3  | 3020   | 2673  | 149   |
|                      |     | 180                             | 33.1  | 6.0   | 1139   | 1016  | 191   |
|                      |     | 240                             | 33.6  | 8.1   | 1492   | 1326  | 185   |
|                      |     | <b>360</b>                      | <b>34.8</b>                                   | <b>12.5</b>                                   | <b>2142</b>  | <b>1928</b>   | <b>171</b>  |
| BXRC-50C1001-D-7x-SE | 70  | 540                             | 36.2  | 19.5  | 3119   | 2710  | 160   |
|                      |     | 720                             | 37.5  | 27.0  | 3985   | 3411  | 148   |
|                      |     | 175                             | 24.9  | 4.4   | 831  | 755   | 190   |
|                      |     | 233                             | 25.4  | 5.9   | 1090   | 980   | 184   |
| BXRC-50E1001-B-7x-SE | 80  | <b>350</b>                      | <b>26.0</b>                                   | <b>9.1</b>                                    | <b>1556</b>  | <b>1400</b>   | <b>171</b>  |
|                      |     | 525                             | 27.4  | 14.4  | 2290   | 1975  | 159   |
|                      |     | 700                             | 28.4  | 19.9  | 2934   | 2471  | 148   |
|                      |     | 135                             | 33.1  | 4.5   | 806  | 724   | 181   |
| BXRC-50E1001-B-7x-SE | 80  | 180                             | 33.6  | 6.1   | 1057   | 948   | 175   |
|                      |     | <b>270</b>                      | <b>34.8</b>                                   | <b>9.4</b>                                    | <b>1513</b>  | <b>1361</b>   | <b>161</b>  |
|                      |     | 405                             | 36.2  | 14.7  | 2219   | 1974  | 151   |
|                      |     | 540                             | 37.5  | 20.3  | 2843   | 2516  | 140   |

Notes for Table 4:

1. Alternate drive currents are provided for reference only and are not a guarantee of performance.
2. Bridgelux maintains a  $\pm 7\%$  tolerance on flux measurements.
3. Typical stabilized DC performance values are provided as reference only and are not a guarantee of performance.

# Performance at Commonly Used Drive Currents

**Table 4:** Product Performance at Commonly Used Drive Currents (Continued)

| Part Number          | CRI | Drive Current <sup>1</sup> (mA) | Typical $V_f$<br>$T_c = 25^\circ\text{C}$ (V) | Typical Power<br>$T_c = 25^\circ\text{C}$ (W) | Typical Flux <sup>2</sup><br>$T_c = 25^\circ\text{C}$ (lm) | Typical DC Flux <sup>3</sup><br>$T_c = 85^\circ\text{C}$ (lm) | Typical Efficacy<br>$T_c = 25^\circ\text{C}$ (lm/W) |
|----------------------|-----|---------------------------------|---|---|--|---|---|
| BXRC-50E1001-C-7x-SE | 80  | 180                             | 33.1  | 6.0   | 1072   | 957   | 180   |
|                      |     | 240                             | 33.6  | 8.1   | 1405   | 1248  | 174   |
|                      |     | <b>360</b>                      | <b>34.8</b>                                   | <b>12.5</b>                                   | <b>2017</b>  | <b>1815</b>   | <b>161</b>  |
|                      |     | 540                             | 36.2  | 19.5  | 2937   | 2551  | 150   |
| BXRC-50E1001-D-7x-SE | 80  | 720                             | 37.5  | 27.0  | 3752   | 3212  | 139   |
|                      |     | 175                             | 24.9  | 4.4   | 782  | 711   | 179   |
|                      |     | 233                             | 25.4  | 5.9   | 1026   | 923   | 173   |
|                      |     | <b>350</b>                      | <b>26.0</b>                                   | <b>9.1</b>                                    | <b>1465</b>  | <b>1319</b>   | <b>161</b>  |
| BXRC-50G1001-B-7x-SE | 90  | 525                             | 27.4  | 14.4  | 2157   | 1860  | 150   |
|                      |     | 700                             | 28.4  | 19.9  | 2763   | 2327  | 139   |
|                      |     | 135                             | 33.1  | 4.5   | 681  | 612   | 153   |
|                      |     | 180                             | 33.6  | 6.1   | 893  | 801   | 147   |
| BXRC-50G1001-C-7x-SE | 90  | <b>270</b>                      | <b>34.8</b>                                   | <b>9.4</b>                                    | <b>1278</b>  | <b>1150</b>   | <b>136</b>  |
|                      |     | 405                             | 36.2  | 14.7  | 1875   | 1668  | 128   |
|                      |     | 540                             | 37.5  | 20.3  | 2402   | 2126  | 118   |
|                      |     | 180                             | 33.1  | 6.0   | 906  | 808   | 152   |
| BXRC-50G1001-D-7x-SE | 90  | 240                             | 33.6  | 8.1   | 1187   | 1054  | 147   |
|                      |     | <b>350</b>                      | <b>26.0</b>                                   | <b>9.1</b>                                    | <b>1238</b>  | <b>1114</b>   | <b>136</b>  |
|                      |     | 525                             | 27.4  | 14.4  | 1822   | 1571  | 127   |
|                      |     | 700                             | 28.4  | 19.9  | 2334   | 1965  | 117   |
| BXRC-57C1001-B-7x-SE | 70  | 175                             | 24.9  | 4.4   | 661  | 601   | 151   |
|                      |     | 233                             | 25.4  | 5.9   | 867  | 779   | 146   |
|                      |     | <b>350</b>                      | <b>26.0</b>                                   | <b>9.1</b>                                    | <b>1238</b>  | <b>1114</b>   | <b>136</b>  |
|                      |     | 525                             | 27.4  | 14.4  | 1822   | 1571  | 127   |
| BXRC-57C1001-C-7x-SE | 70  | 700                             | 28.4  | 19.9  | 2334   | 1965  | 117   |
|                      |     | 135                             | 33.1  | 4.5   | 826  | 742   | 185   |
|                      |     | 180                             | 33.6  | 6.1   | 1083   | 972   | 179   |
|                      |     | <b>270</b>                      | <b>34.8</b>                                   | <b>9.4</b>                                    | <b>1550</b>  | <b>1395</b>   | <b>165</b>  |
| BXRC-57C1001-D-7x-SE | 70  | 405                             | 36.2  | 14.7  | 2274   | 2023  | 155   |
|                      |     | 540                             | 37.5  | 20.3  | 2914   | 2579  | 144   |
|                      |     | 180                             | 33.1  | 6.0   | 1099   | 981   | 184   |
|                      |     | 240                             | 33.6  | 8.1   | 1440   | 1279  | 178   |
| BXRC-57E1001-B-7x-SE | 80  | <b>360</b>                      | <b>34.8</b>                                   | <b>12.5</b>                                   | <b>2067</b>  | <b>1860</b>   | <b>165</b>  |
|                      |     | 540                             | 36.2  | 19.5  | 3010   | 2615  | 154   |
|                      |     | 720                             | 37.5  | 27.0  | 3845   | 3291  | 142   |
|                      |     | 175                             | 24.9  | 4.4   | 802  | 729   | 184   |
| BXRC-57C1001-B-7x-SE | 70  | 233                             | 25.4  | 5.9   | 1052   | 946   | 178   |
|                      |     | <b>350</b>                      | <b>26.0</b>                                   | <b>9.1</b>                                    | <b>1502</b>  | <b>1351</b>   | <b>165</b>  |
|                      |     | 525                             | 27.4  | 14.4  | 2210   | 1906  | 154   |
|                      |     | 700                             | 28.4  | 19.9  | 2832   | 2384  | 142   |
| BXRC-57E1001-C-7x-SE | 80  | 135                             | 33.1  | 4.5   | 796  | 715   | 178   |
|                      |     | 180                             | 33.6  | 6.1   | 1044   | 936   | 172   |
|                      |     | <b>270</b>                      | <b>34.8</b>                                   | <b>9.4</b>                                    | <b>1494</b>  | <b>1345</b>   | <b>159</b>  |
|                      |     | 405                             | 36.2  | 14.7  | 2192   | 1950  | 149   |
| BXRC-57E1001-D-7x-SE | 80  | 540                             | 37.5  | 20.3  | 2808   | 2485  | 138   |

Notes for Table 4:

1. Alternate drive currents are provided for reference only and are not a guarantee of performance.
2. Bridgelux maintains a  $\pm 7\%$  tolerance on flux measurements.
3. Typical stabilized DC performance values are provided as reference only and are not a guarantee of performance.

# Performance at Commonly Used Drive Currents

**Table 4:** Product Performance at Commonly Used Drive Currents (Continued)

| Part Number          | CRI | Drive Current <sup>1</sup> (mA) | Typical $V_f$<br>$T_c = 25^\circ\text{C}$ (V) | Typical Power<br>$T_c = 25^\circ\text{C}$ (W) | Typical Flux <sup>2</sup><br>$T_c = 25^\circ\text{C}$ (lm) | Typical DC Flux <sup>3</sup><br>$T_c = 85^\circ\text{C}$ (lm) | Typical Efficacy<br>$T_c = 25^\circ\text{C}$ (lm/W) |
|----------------------|-----|---------------------------------|---|---|--|---|---|
| BXRC-57E1001-C-7x-SE | 80  | 180                             | 33.1  | 6.0   | 1059   | 945   | 178   |
|                      |     | 240                             | 33.6  | 8.1   | 1387   | 1233  | 172   |
|                      |     | <b>360</b>                      | <b>34.8</b>                                   | <b>12.5</b>                                   | <b>1992</b>  | <b>1793</b>   | <b>159</b>  |
|                      |     | 540                             | 36.2  | 19.5  | 2901   | 2520  | 148   |
| BXRC-57E1001-D-7x-SE | 80  | 720                             | 37.5  | 27.0  | 3705   | 3172  | 137   |
|                      |     | 175                             | 24.9  | 4.4   | 773  | 702   | 177   |
|                      |     | 233                             | 25.4  | 5.9   | 1014   | 911   | 171   |
|                      |     | <b>350</b>                      | <b>26.0</b>                                   | <b>9.1</b>                                    | <b>1447</b>  | <b>1302</b>   | <b>159</b>  |
| BXRC-65C1001-B-7x-SE | 70  | 525                             | 27.4  | 14.4  | 2130   | 1837  | 148   |
|                      |     | 700                             | 28.4  | 19.9  | 2729   | 2298  | 137   |
|                      |     | 135                             | 33.1  | 4.5   | 841  | 756   | 188   |
|                      |     | 180                             | 33.6  | 6.1   | 1103   | 989   | 182   |
| BXRC-65C1001-C-7x-SE | 70  | <b>270</b>                      | <b>34.8</b>                                   | <b>9.4</b>                                    | <b>1579</b>  | <b>1421</b>   | <b>168</b>  |
|                      |     | 405                             | 36.2  | 14.7  | 2316   | 2060  | 158   |
|                      |     | 540                             | 37.5  | 20.3  | 2967   | 2626  | 146   |
|                      |     | 180                             | 33.1  | 6.0   | 1119   | 999   | 188   |
| BXRC-65C1001-D-7x-SE | 70  | 240                             | 33.6  | 8.1   | 1466   | 1302  | 182   |
|                      |     | <b>350</b>                      | <b>26.0</b>                                   | <b>9.1</b>                                    | <b>1529</b>  | <b>1376</b>   | <b>168</b>  |
|                      |     | 525                             | 27.4  | 14.4  | 2250   | 1941  | 157   |
|                      |     | 700                             | 28.4  | 19.9  | 2883   | 2428  | 145   |
| BXRC-65E1001-B-7x-SE | 80  | 135                             | 33.1  | 4.5   | 811  | 729   | 182   |
|                      |     | 180                             | 33.6  | 6.1   | 1064   | 954   | 176   |
|                      |     | <b>270</b>                      | <b>34.8</b>                                   | <b>9.4</b>                                    | <b>1522</b>  | <b>1370</b>   | <b>162</b>  |
|                      |     | 405                             | 36.2  | 14.7  | 2233   | 1987  | 152   |
| BXRC-65E1001-C-7x-SE | 80  | 540                             | 37.5  | 20.3  | 2861   | 2532  | 141   |
|                      |     | 180                             | 33.1  | 6.0   | 1079   | 963   | 181   |
|                      |     | 240                             | 33.6  | 8.1   | 1414   | 1256  | 175   |
|                      |     | <b>360</b>                      | <b>34.8</b>                                   | <b>12.5</b>                                   | <b>2030</b>  | <b>1827</b>   | <b>162</b>  |
| BXRC-65E1001-D-7x-SE | 80  | 540                             | 36.2  | 19.5  | 2955   | 2567  | 151   |
|                      |     | 720                             | 37.5  | 27.0  | 3775   | 3231  | 140   |
|                      |     | 175                             | 24.9  | 4.4   | 787  | 716   | 180   |
|                      |     | 233                             | 25.4  | 5.9   | 1033   | 928   | 174   |
| BXRC-65E1001-D-7x-SE | 80  | <b>350</b>                      | <b>26.0</b>                                   | <b>9.1</b>                                    | <b>1474</b>  | <b>1327</b>   | <b>162</b>  |
|                      |     | 525                             | 27.4  | 14.4  | 2170   | 1871  | 151   |
|                      |     | 700                             | 28.4  | 19.9  | 2780   | 2341  | 140   |
|                      |     | 175                             | 24.9  | 4.4   | 787  | 716   | 180   |

Notes for Table 4:

1. Alternate drive currents are provided for reference only and are not a guarantee of performance.
2. Bridgelux maintains a  $\pm 7\%$  tolerance on flux measurements.
3. Typical stabilized DC performance values are provided as reference only and are not a guarantee of performance.

# Electrical Characteristics

**Table 5:** Electrical Characteristics

| Part Number          | Drive Current (mA) | Forward Voltage Pulsed, $T_c = 25^\circ\text{C}$ (V) <sup>1, 2, 3, 8</sup> |         |         | Typical Coefficient of Forward Voltage <sup>4</sup><br>$\Delta V_f / \Delta T_c$ (mV/ $^\circ\text{C}$ ) | Typical Thermal Resistance Junction to Case <sup>5,6</sup><br>$R_{j-c}$ ( $^\circ\text{C}/\text{W}$ ) | Driver Selection Voltages <sup>7</sup> (V)      |  |
|----------------------|--------------------|--|---------|---------|--|---|---|--|
|                      |                    | Minimum  | Typical | Maximum |  |   | $V_f$ Min. Hot<br>$T_c = 105^\circ\text{C}$ (V) | $V_f$ Max. Cold<br>$T_c = -40^\circ\text{C}$ (V) |
|                      |                    |  |         |         |  |   |   |  |
| BXRC-xxx100x-B-7x-SE | 270                | 32.2   | 34.8    | 37.4    | -16.1  | 0.49  | 30.9  | 38.5   |
|                      | 540                | 34.7   | 37.5    | 40.3    | -16.1  | 0.56  | 33.4  | 41.4   |
| BXRC-xxx100x-C-7x-SE | 360                | 32.2   | 34.8    | 37.4    | -16.1  | 0.37  | 30.9  | 38.5   |
|                      | 720                | 34.7   | 37.5    | 40.3    | -16.1  | 0.45  | 33.4  | 41.4   |
| BXRC-xxx100x-D-7x-SE | 350                | 24.1   | 26.0    | 28.0    | -11.8  | 0.49  | 23.1  | 28.7   |
|                      | 700                | 26.3   | 28.4    | 30.5    | -11.8  | 0.57  | 25.3  | 31.3   |

Notes for Table 5:

- Parts are tested in pulsed conditions,  $T_c = 25^\circ\text{C}$ . Pulse width is 10ms.
- Voltage minimum and maximum are provided for reference only and are not a guarantee of performance.
- Bridgelux maintains a tester tolerance of  $\pm 0.10\text{V}$  on forward voltage measurements.
- Typical coefficient of forward voltage tolerance is  $\pm 0.1\text{mV}$  for nominal current.
- Thermal resistance values are based from test data of a 3000K 80 CRI product.
- Thermal resistance value was calculated using total electrical input power; optical power was not subtracted from input power. The thermal interface material used during testing is not included in the thermal resistance value.
- $V_f$  min hot and max cold values are provided as reference only and are not guaranteed by test. These values are provided to aid in driver design and selection over the operating range of the product.
- This product has been designed and manufactured per IEC 62031:2014. This product has passed dielectric withstand voltage testing at 1160 V. The working voltage designated for the insulation is 80V d.c. The maximum allowable voltage across the array must be determined in the end product application.

# Eye Safety

**Table 6:** Eye Safety Risk Group (RG) Classifications

| Part Number          | Drive Current <sup>5</sup> (mA) | CCT <sup>5</sup> |                    |                    |                    |
|----------------------|---------------------------------|------------------|--------------------|--------------------|--------------------|
|                      |                                 | 2700K/3000K      | 4000K <sup>2</sup> | 5000K <sup>3</sup> | 6500K <sup>4</sup> |
| BXRC-xxx100x-B-7x-SE | 270                             | RG1              | RG1                | RG1                | RG1                |
|                      | 405                             | RG1              | RG1                | RG1                | RG2                |
|                      | 540                             | RG1              | RG1                | RG2                | RG2                |
| BXRC-xxx100x-C-7x-SE | 360                             | RG1              | RG1                | RG1                | RG2                |
|                      | 540                             | RG1              | RG1                | RG2                | RG2                |
|                      | 720                             | RG1              | RG2                | RG2                | RG2                |
| BXRC-xxx100x-D-7x-SE | 350                             | RG1              | RG1                | RG1                | RG1                |
|                      | 525                             | RG1              | RG1                | RG1                | RG2                |
|                      | 700                             | RG1              | RG1                | RG2                | RG2                |

Notes for Table 6:

1. Eye safety classification for the use of Bridgelux Vero SE Series LED arrays is in accordance with specification IEC/TR 62778: Application of IEC 62471 for the assessment of blue light hazard to light sources and luminaires.
2. For products classified as RG2 at 4000K,  $E_{thr} = 1847.5$  lx.
3. For products classified as RG2 at 5000K,  $E_{thr} = 1315.8$  lx.
4. For products classified as RG2 at 6500K,  $E_{thr} = 1124.5$  lx.
5. Please contact your Bridgelux sales representative for  $E_{thr}$  values at specific drive currents and CCTs not listed.

# Absolute Maximum Ratings

**Table 7:** Maximum Ratings

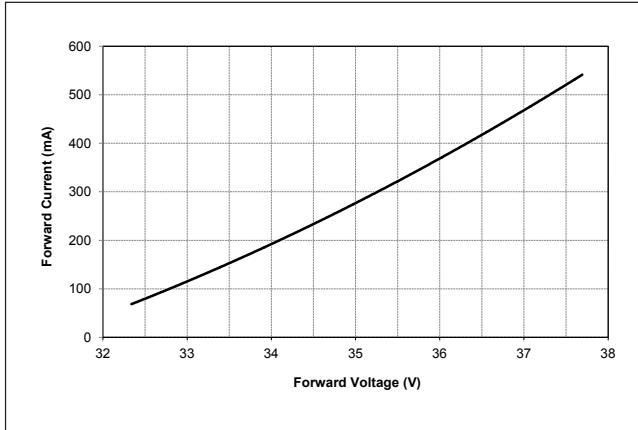
| Parameter   | Maximum Rating       |                      |                      |
|---|----------------------|----------------------|----------------------|
| LED Junction Temperature (T <sub>j</sub> )                | 150°C                |                      |                      |
| Storage Temperature                                       | -40°C to +105°C      |                      |                      |
| Operating Case Temperature <sup>1</sup> (T <sub>c</sub> ) | 105°C                |                      |                      |
|   | BXRC-xxx100x-B-7x-SE | BXRC-xxx100x-C-7x-SE | BXRC-xxx100x-D-7x-SE |
| Maximum Drive Current <sup>3</sup>                        | 540mA                | 720mA                | 700mA                |
| Maximum Peak Pulsed Drive Current <sup>4</sup>            | 770mA                | 1030mA               | 1000mA               |
| Maximum Reverse Voltage <sup>5</sup>                      | -60V                 | -60V                 | -45V                 |

Notes for Table 7:

1. For IEC 62717 requirement, please consult your Bridgelux sales representative.
2. Refer to Bridgelux Application Note AN120: Assembly Considerations for Bridgelux Vero SE LED Arrays.
3. Arrays may be driven at higher currents however lumen maintenance may be reduced.
4. Bridgelux recommends a maximum duty cycle of 10% and pulse width of 20 ms when operating LED Arrays at maximum peak pulsed current specified. Maximum peak pulsed currents indicate values where LED Arrays can be driven without catastrophic failures.
5. Light emitting diodes are not designed to be driven in reverse voltage and will not produce light under this condition. Maximum rating provided for reference only.

# Performance Curves

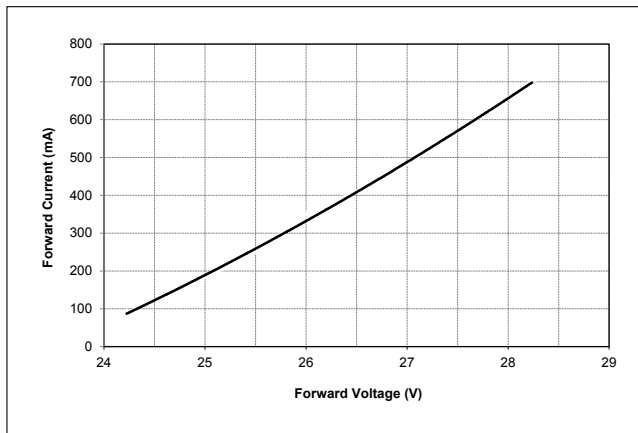
**Figure 1: Vero SE 10B Drive Current vs. Voltage**



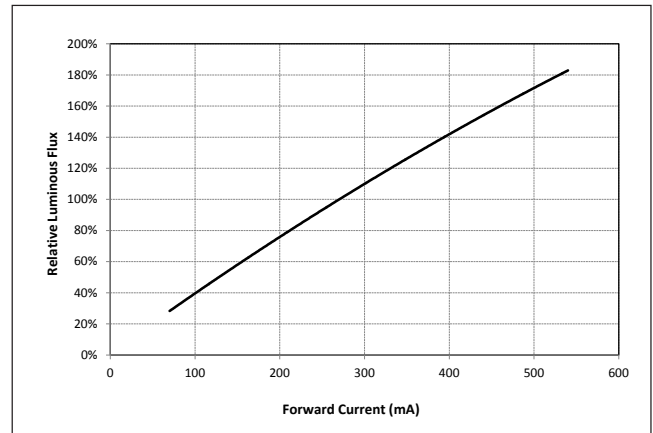
**Figure 2: Vero SE 10C Drive Current vs. Voltage**



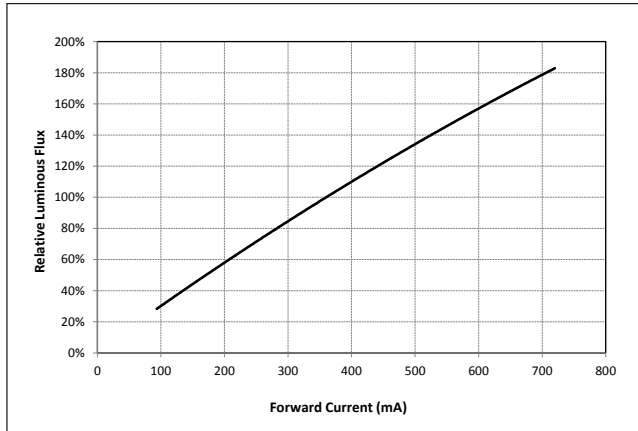
**Figure 3: Vero SE 10D Drive Current vs. Voltage**



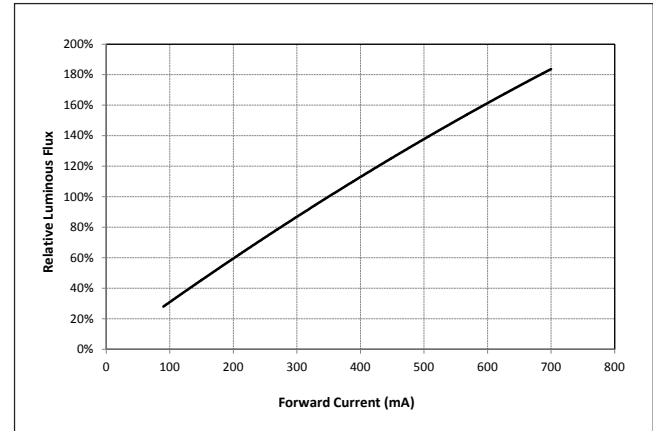
**Figure 4: Vero 10B SE Typical Relative Flux vs. Current**



**Figure 5: Vero 10C SE Typical Relative Flux vs. Current**



**Figure 6 Vero 10D SE Typical Relative Flux vs. Current**



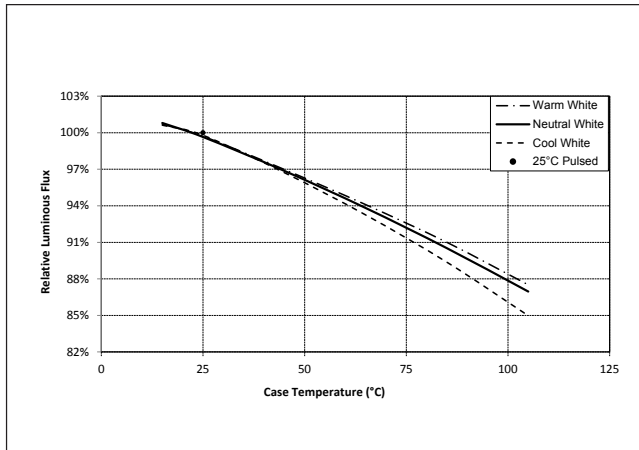
Notes for Figure 1-6:

1. Bridgelux does not recommend driving high power LEDs at low currents. Doing so may produce unpredictable results. Pulse width modulation (PWM) is recommended for dimming effects.
2. Products tested under pulsed condition (10ms pulse width) at nominal test current where  $T_j$  (junction temperature) =  $T_c$  (case temperature) = 25°C.

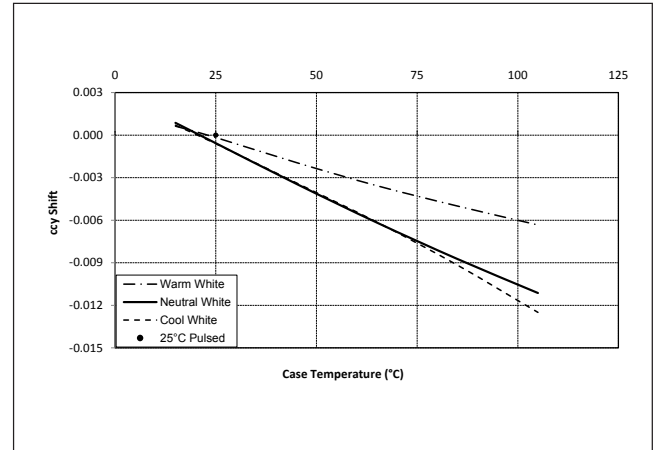


# Performance Curves

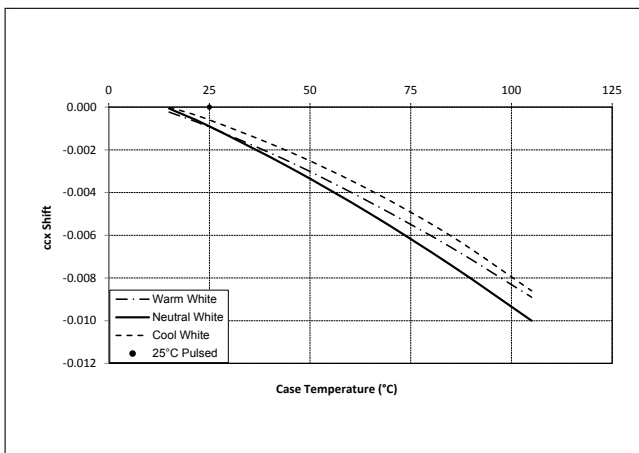
**Figure 7: Typical DC Flux vs. Case Temperature**



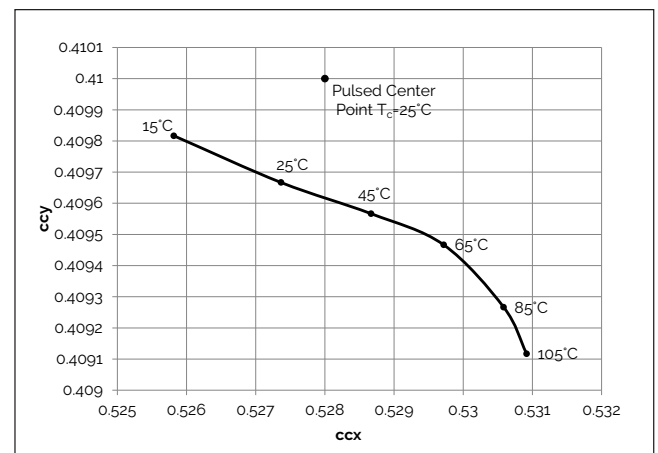
**Figure 8: Typical DC ccy Shift vs. Case Temperature**



**Figure 9: Typical DC ccx Shift vs. Case Temperature**



**Figure 10: 2000K, 65 CRI Color Shift vs. Case Temperature**

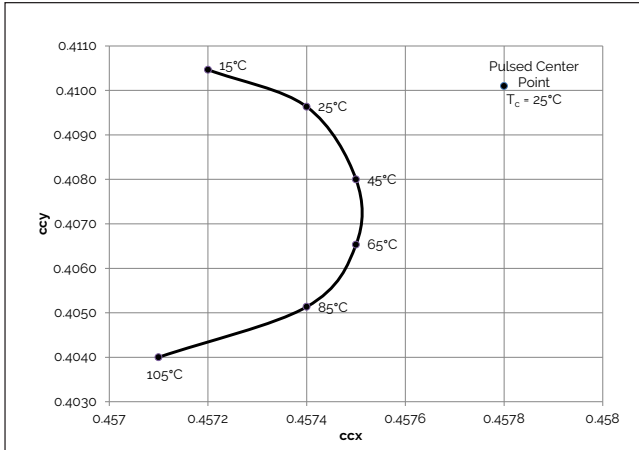


Notes for Figures 7 - 9:

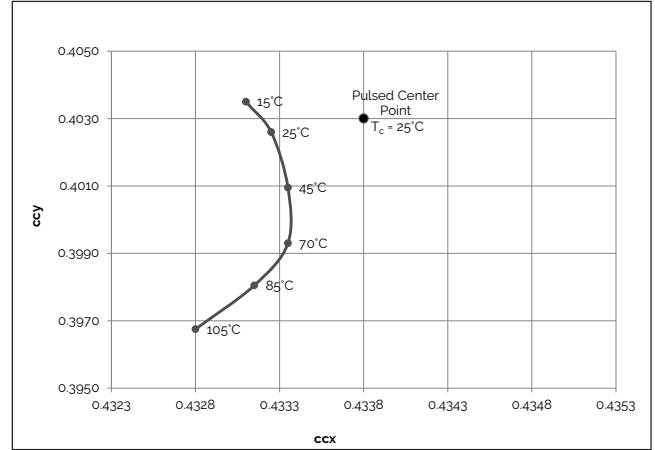
1. Characteristics shown for warm white based on 3000K and 80 CRI.
2. Characteristics shown for neutral white based on 4000K and 80 CRI.
3. Characteristics shown for cool white based on 5000K and 70 CRI.
4. For other color SKUs, the shift in color will vary. Please contact your Bridgelux Sales Representative for more information.

# Performance Curves

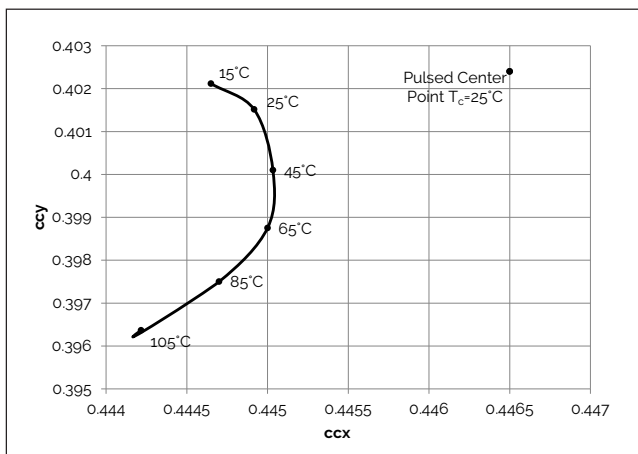
**Figure 11: 2700K, 97 CRI Color Shift vs. Case Temperature<sup>1</sup>**



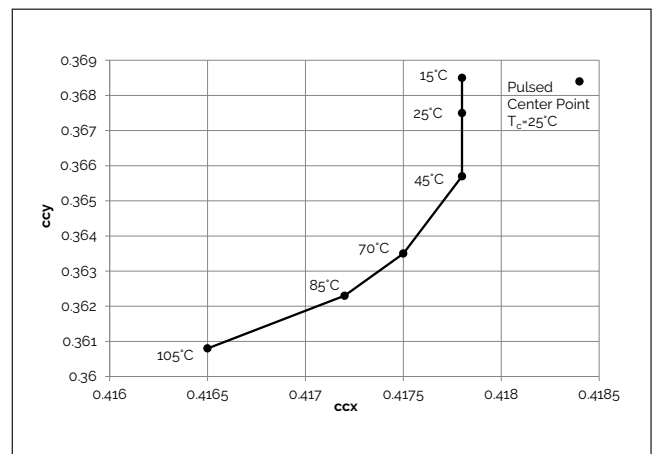
**Figure 12: 3000K, 97 CRI Color Shift vs. Case Temperature<sup>1</sup>**



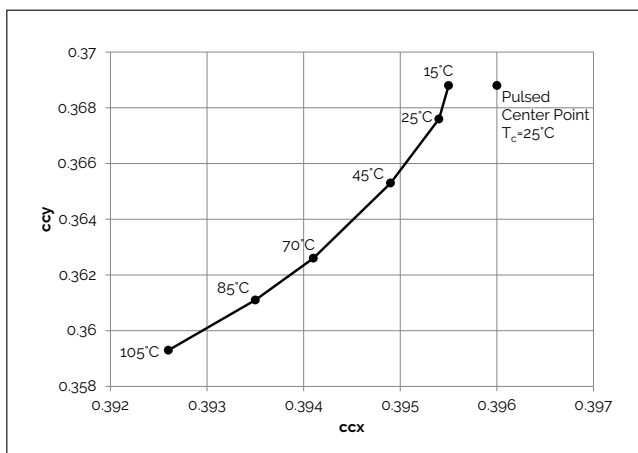
**Figure 13: 3000K, 90 CRI Color Shift vs. Case Temperature<sup>1,3</sup>**



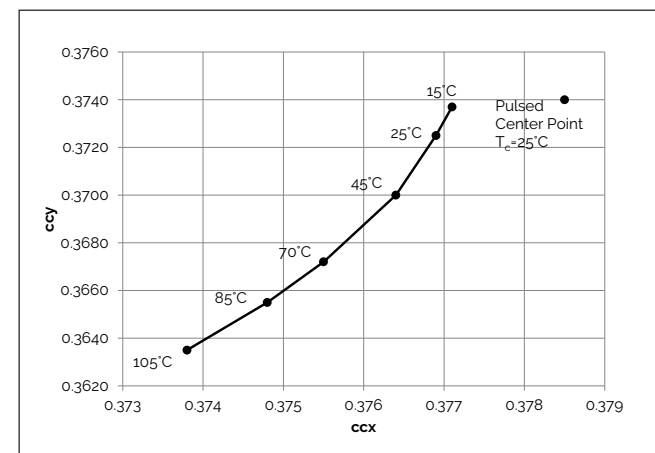
**Figure 14: 3000K Class A Color Shift vs. Case Temperature<sup>1</sup>**



**Figure 15: 3500K Class A Color Shift vs. Case Temperature<sup>1</sup>**



**Figure 16: 4000K Class A Color Shift vs. Case Temperature<sup>1</sup>**

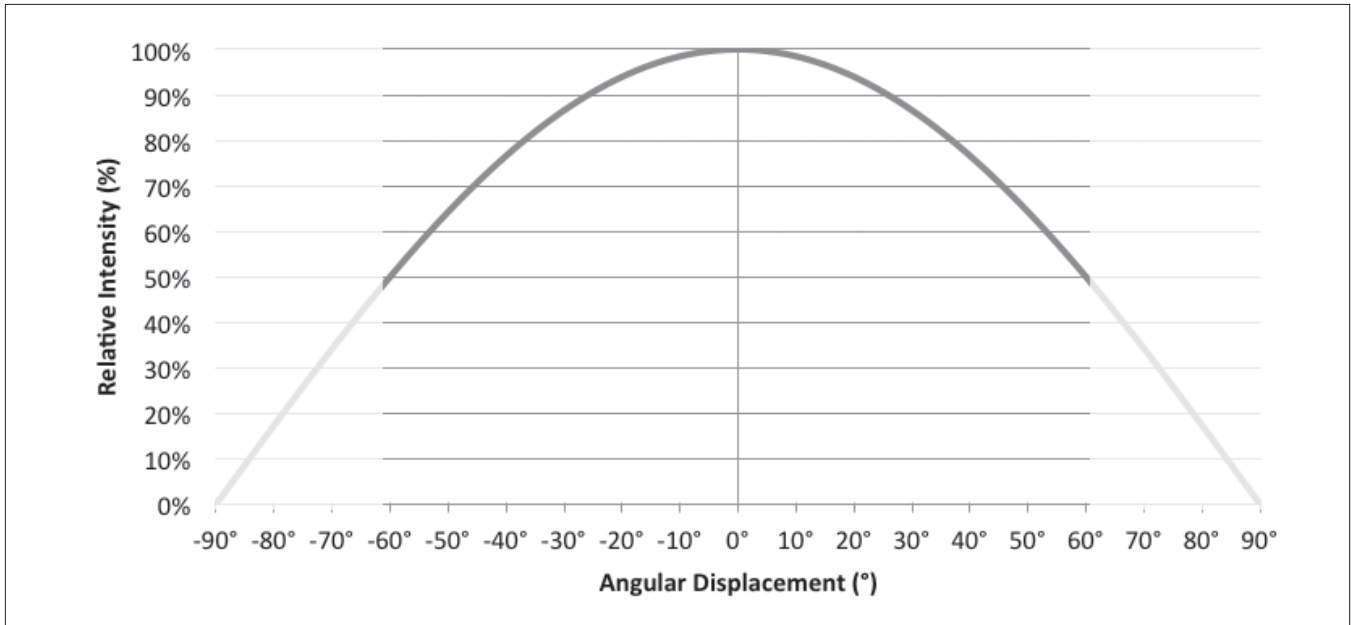


Note for Figures 10-16:

1. Measurements made under DC test conditions at the nominal drive current.
2. Typical color shift is shown with a tolerance of  $\pm 0.002$ .
3. Characteristics shown for Decor Series Showcase products, BXRC-30G100C-x-73-SE

# Typical Radiation Pattern

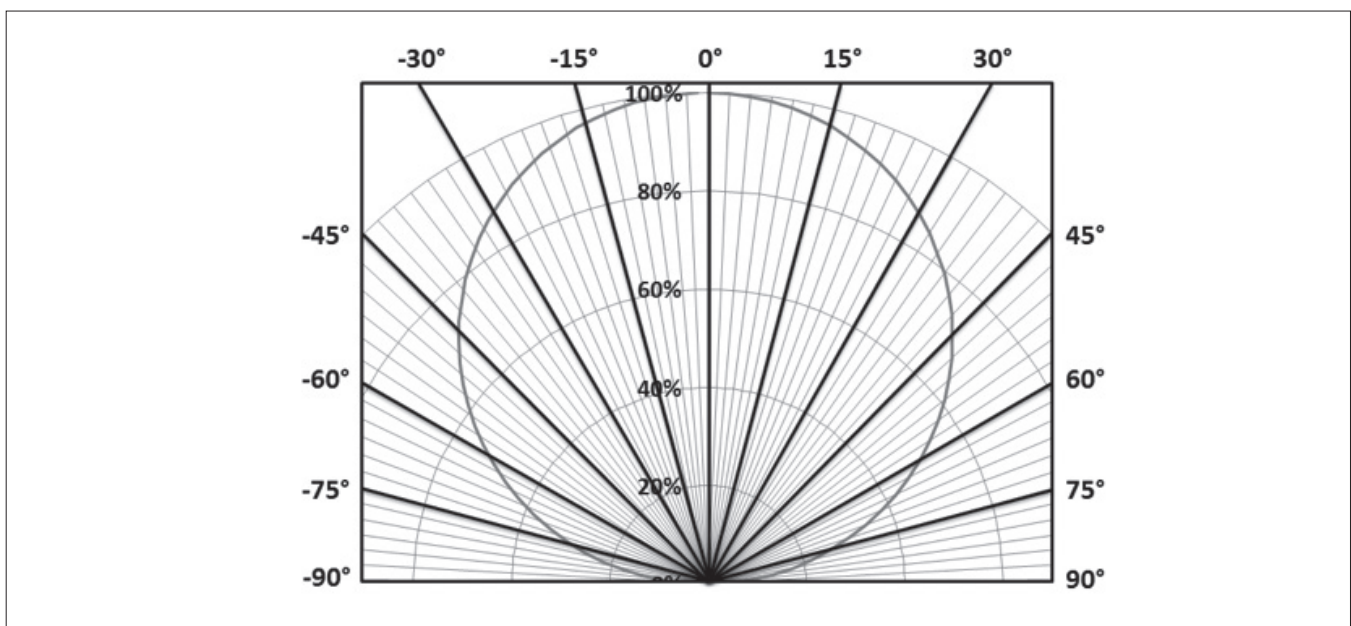
Figure 17: Typical Spatial Radiation Pattern



Note for Figure 17:

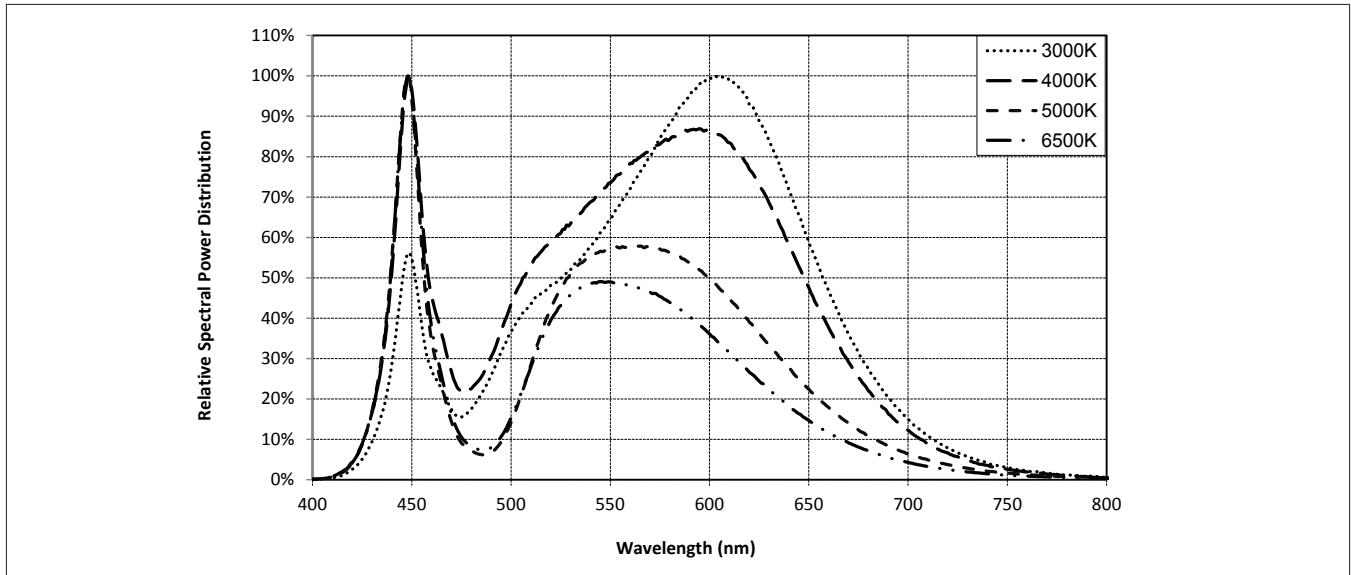
1. Typical viewing angle is 120°.
2. The viewing angle is defined as the off axis angle from the centerline where intensity is ½ of the peak value.

Figure 18: Typical Polar Radiation Pattern



# Typical Color Spectrum

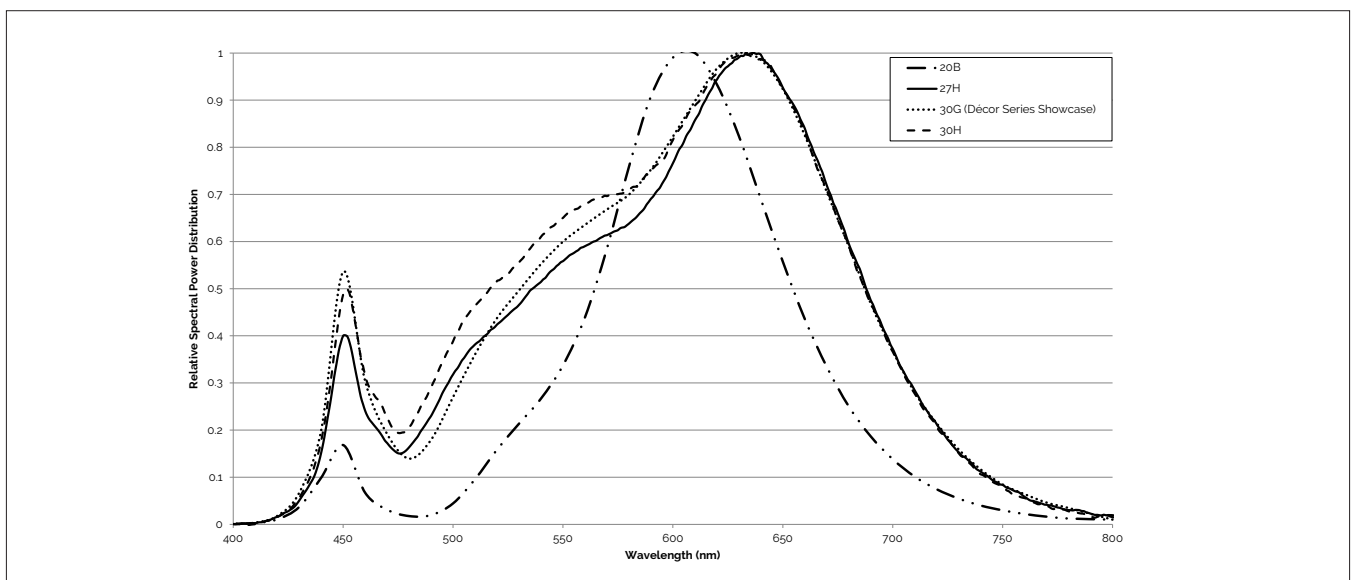
Figure 19: Typical Color Spectrum



Note for Figure 19:

1. Color spectra measured at nominal current for  $T_j = T_c = 25^\circ\text{C}$ .
2. Color spectra shown is 3000K and 80 CRI.
3. Color spectra shown is 4000K and 80 CRI.
4. Color spectra shown is 5000K and 70 CRI.
4. Color spectra shown is 6500K and 70 CRI.

Figure 20: Typical Color Spectrum for Vero SE 10 with Décor Series

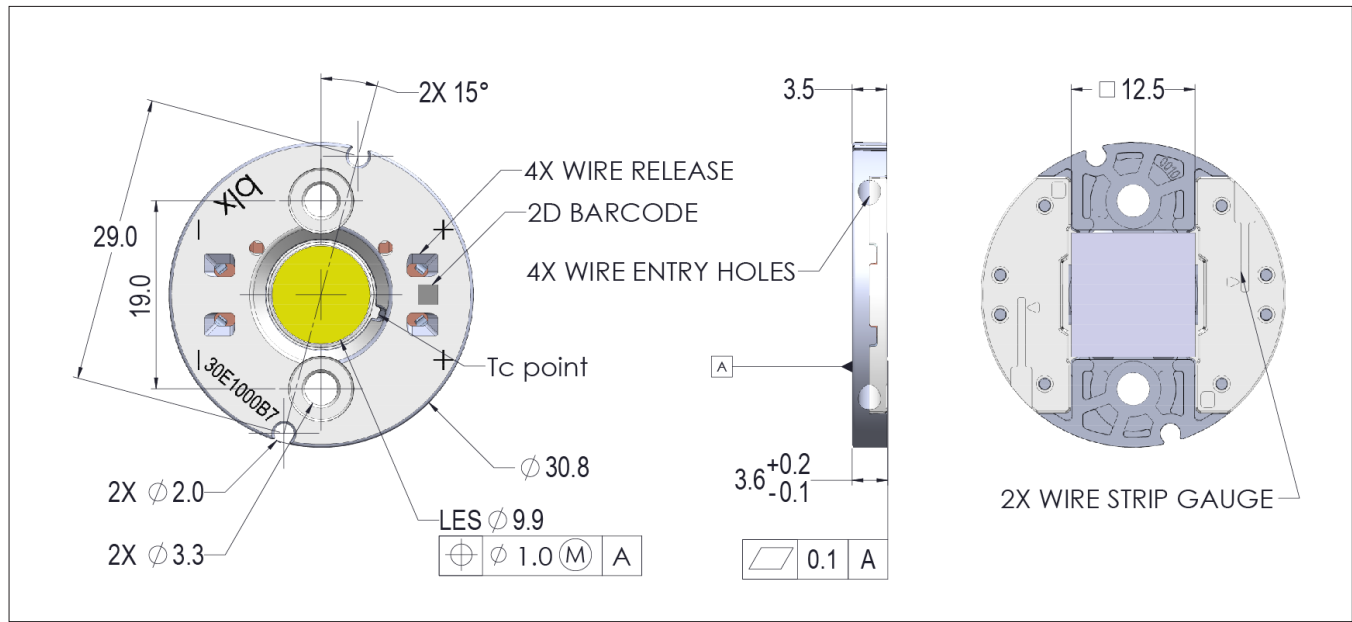


Note for Figure 20:

1. Color spectra measured at nominal current for  $T_j = T_c = 25^\circ\text{C}$ .

# Mechanical Dimensions

**Figure 21: Drawing for Vero SE 10 LED Array**

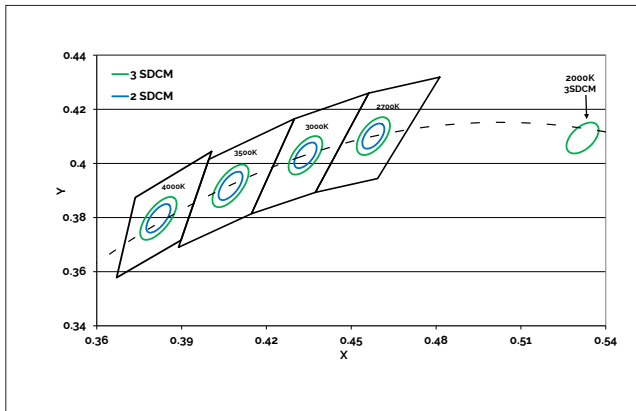


Notes for Figure 21:

1. Drawings are not to scale.
2. Dimensions are in mm.
3. Unless otherwise specified, tolerances are  $\pm 0.10$ mm.
4. Mounting holes (2X) are for M3 screws.
5. Bridgelux recommends two tapped holes for mounting screws with  $19.0 \pm 0.10$ mm center-to-center spacing.
6. Screws with flat shoulders (pan, dome, button, round, truss, mushroom) provide optimal torque control. Do NOT use flat, countersink, or raised head screws.
7. The optical center of the LED Array is nominally defined by the mechanical center of the array to a tolerance of  $\pm 0.2$ mm.
8. Bridgelux maintains a flatness of 0.10mm across the mounting surface of the array.

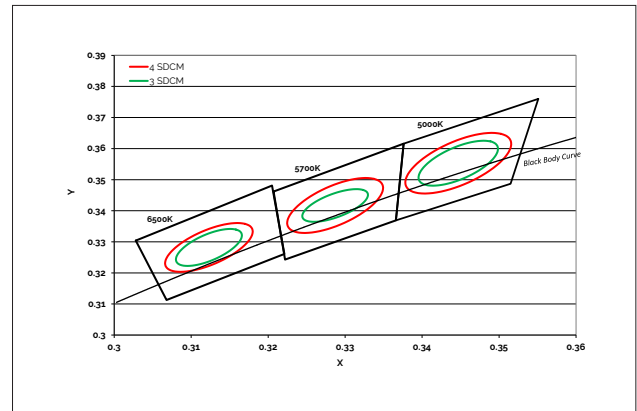
# Color Binning Information

**Figure 22: Warm and Neutral White Test Bins in xy Color Space**



Note: Pulsed Test Conditions,  $T_c = 25^\circ\text{C}$

**Figure 23: Cool White Test Bins in xy Color Space**



Note: Pulsed Test Conditions,  $T_c = 25^\circ\text{C}$

**Table 8: Warm and Neutral White xy Bin Coordinates and Associated Typical CCT**

| Bin Code <sup>1</sup>         | 2000K            | 2700K            | 3000K <sup>2</sup>                               | 3500K <sup>1</sup> | 4000K <sup>1</sup> |
|-------------------------------|------------------|------------------|--|--------------------|--------------------|
| ANSI Bin (for reference only) | -                | (2580K - 2870K)  | (2870K - 3220K)                                  | (3220K - 3710K)    | (3710K - 4260K)    |
| 73 (3 SDCM)                   | -                | (2651K - 2794K)  | (2968K - 3136K)                                  | (3369K - 3586K)    | (3851K - 4130K)    |
| 72 (2 SDCM)                   | -                | (2674K - 2769K)  | (2995K - 3107K)                                  | (3404K - 3548K)    | (3895K - 4081K)    |
| Center Point (x,y)            | (0.5280, 0.4100) | (0.4578, 0.4101) | (0.4338, 0.403)<br>(0.4465, 0.4024) <sup>2</sup> | (0.4073, 0.3917)   | (0.3818, 0.3797)   |

Note for Table 8:

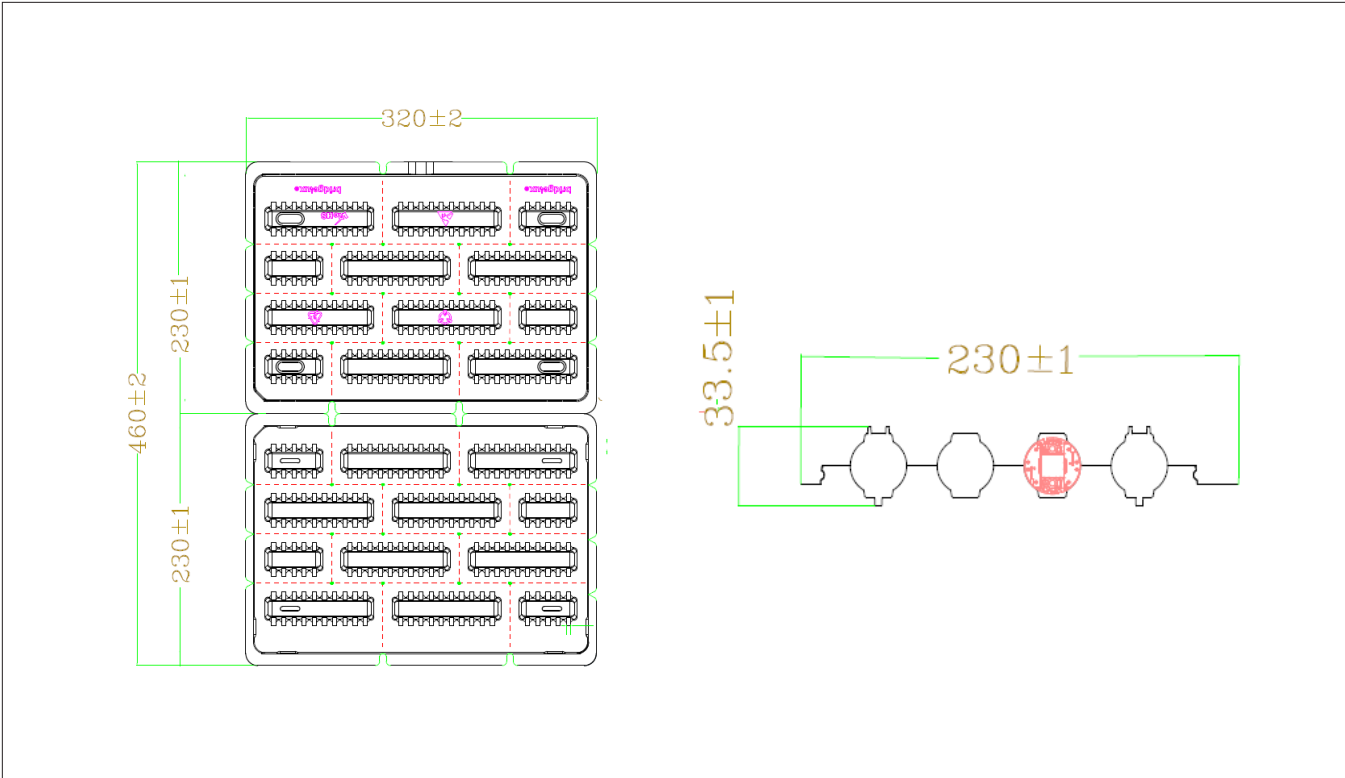
- Color Binning information excludes Decor Series Class A products. Please contact your Bridgelux Sales Representative for more information.
- Center Point for Decor Series Showcase.

**Table 9: Cool White xy Bin Coordinates and Associated Typical CCT (product is hot targeted to  $T_c = 85^\circ\text{C}$ )**

| Bin Code                      | 5000K            | 5700K            | 6500K            |
|-------------------------------|------------------|------------------|------------------|
| ANSI Bin (for reference only) | (4745K - 5311K)  | (5312K - 6022K)  | (6022K - 7042K)  |
| 74 (4 SDCM)                   | (4801K - 5282K)  | (5481K - 5829K)  | (6270K - 6765K)  |
| 73 (3 SDCM)                   | (4835K - 5215K)  | (5490K - 5820K)  | (6250K - 6745K)  |
| Center Point (x,y)            | (0.3447, 0.3553) | (0.3287, 0.3417) | (0.3123, 0.3282) |

# Packaging and Labeling

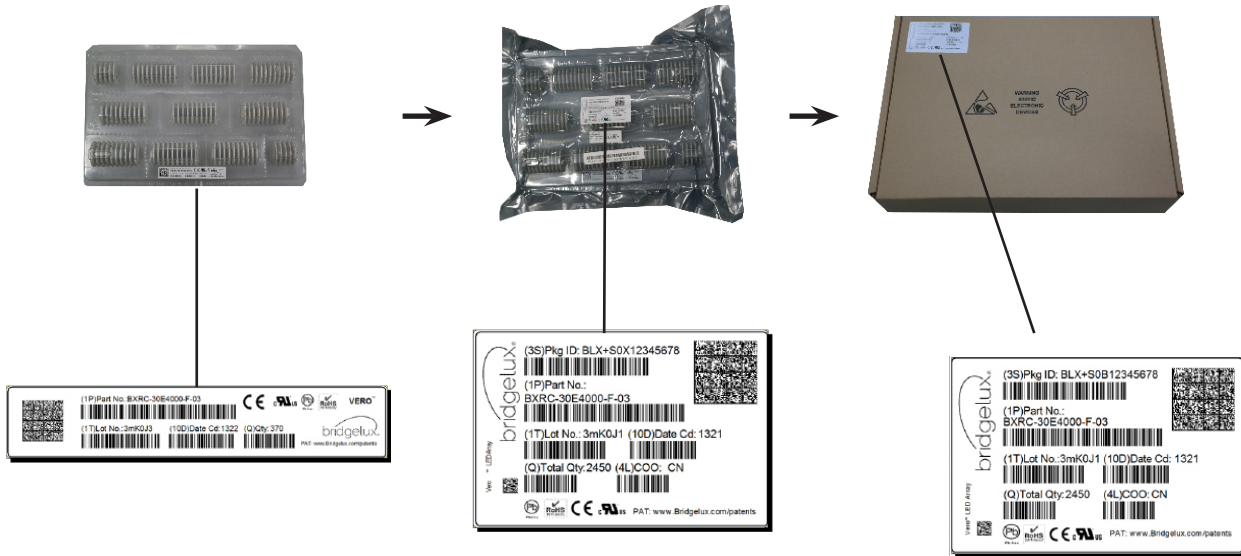
Figure 24: Drawing for Vero SE 10 Packaging Tray



- Notes for Figure 24:
- 1. Dimensions are in millimeters.
  - 2. Drawings are not to scale.

# Packaging and Labeling

**Figure 25: Vero SE Series Packaging and Labeling**



Notes for Figure 25:

1. Each tray holds 200 COBs.
2. Each tray is vacuum sealed in an anti-static bag and placed in its own box.
3. Each tray, bag and box is to be labeled as shown above.

**Figure 26: Vero SE Product Labeling**

Bridgelux COB arrays have laser markings on the back side of the substrate to help with product identification. In addition to the product identification markings, Bridgelux COB arrays also contain markings for internal Bridgelux manufacturing use only. The image below shows which markings are for customer use and which ones are for Bridgelux internal use only. The Bridgelux internal manufacturing markings are subject to change without notice, however these will not impact the form, function or performance of the COB array.



Customer Use- 2D Barcode  
Scannable barcode provides product part number, V<sub>1</sub> bin and other Bridgelux internal production information.

Customer Use- Product part number

**30E1000C 72 2F**

Customer Use- V<sub>1</sub> Bin Code included to enable greater luminaire design flexibility. Refer to ANg2 for bin code definitions.



# Design Resources

## Application Notes

Bridgelux has developed a comprehensive set of application notes and design resources to assist customers in successfully designing with the Vero product family of LED array products. For all available application notes visit [www.bridgelux.com](http://www.bridgelux.com).

## Optical Source Models

Optical source models and ray set files are available for all Bridgelux products. For a list of available formats, visit [www.bridgelux.com](http://www.bridgelux.com).

## 3D CAD Models

Three dimensional CAD models depicting the product outline of all Bridgelux Vero LED arrays are available in both IGS and STEP formats. Please contact your Bridgelux sales representative for assistance.

## LM80

LM80 testing has been completed and the LM80 report is now available. Please contact your Bridgelux sales representative for LM-80 report.

# Precautions

## CAUTION: CHEMICAL EXPOSURE HAZARD

Exposure to some chemicals commonly used in luminaire manufacturing and assembly can cause damage to the LED array. Please consult Bridgelux Application Note AN121 for additional information.

## CAUTION: RISK OF BURN

Do not touch the Vero LED array during operation. Allow the array to cool for a sufficient period of time before handling. The Vero LED array may reach elevated temperatures such that could burn skin when touched.

## CAUTION

### CONTACT WITH LIGHT EMITTING SURFACE (LES)

Avoid any contact with the LES. Do not touch the LES of the LED array or apply stress to the LES (yellow phosphor resin area). Contact may cause damage to the LED array.

Optics and reflectors must not be mounted in contact with the LES (yellow phosphor resin area). Optical devices may be mounted on the top surface of the plastic housing of the Vero LED array. Use the mechanical features of the LED array housing, edges and/or mounting holes to locate and secure optical devices as needed.

# Disclaimers

## MINOR PRODUCT CHANGE POLICY

The rigorous qualification testing on products offered by Bridgelux provides performance assurance. Slight cosmetic changes that do not affect form, fit, or function may occur as Bridgelux continues product optimization.

## STANDARD TEST CONDITIONS

Unless otherwise stated, array testing is performed at the nominal drive current.

# About Bridgelux: Bridging Light and Life™

At Bridgelux, we help companies, industries and people experience the power and possibility of light. Since 2002, we've designed LED solutions that are high performing, energy efficient, cost effective and easy to integrate. Our focus is on light's impact on human behavior, delivering products that create better environments, experiences and returns—both experiential and financial. And our patented technology drives new platforms for commercial and industrial luminaires.

**For more information about the company, please visit**  
**bridgelux.com**  
**twitter.com/Bridgelux**  
**facebook.com/Bridgelux**  
**youtube.com/user/Bridgelux**  
**linkedin.com/company/bridgelux-inc-\_2**  
**WeChat ID: BridgeluxInChina**



46430 Fremont Boulevard  
Fremont, CA 94538 U.S.A.  
Tel (925) 583-8400  
**www.bridgelux.com**

© 2016-2018 Bridgelux, Inc. All rights reserved 2018. Product specifications are subject to change without notice. Bridgelux, the Bridgelux stylized logo design, Vero, V Series, V Series HD and are registered trademarks, and Decor Series is a trademark of Bridgelux, Inc. All other trademarks are the property of their respective owners.

**Bridgelux Vero SE 10 Array Series Product Data Sheet DS120 Rev. K (11/2018)**