

High Frequency Ceramic Solutions

**Mini Passive RF Diplexer 1.5/2.4/5.4GHz for GPS/WiFi
EIA 0603 with LPF/BPF Filtering Scheme**

P/N 1600DP14B2450


Detail Specification: 2/5/2020

Page 1 of 3

Not exactly what you are looking for and want to see our other diplexers? Go to: <https://www.johansontechnology.com/diplexers>

General Specifications

Part Number	1600DP14B2450	
Passband (MHz)	1550 - 1580	1594 - 1610
Insertion Loss (dB)	0.47dB typ. (0.6 max.)	0.54 typ. (0.7 max.)
Return Loss (dB)	9.5 min.	
Attenuation (dB)	12 min. @ 2400 - 2500 MHz 12 min. @ 4900 - 6000 MHz	



Passband (MHz)	2400 - 2500	4900 - 6000
Insertion Loss (dB)	0.57dB typ. (0.7 max.)	0.43 typ. (0.6 max.)
Return Loss (dB)	9.5 min.	
Attenuation (dB)	20 min. @ 1550 - 1610 MHz	

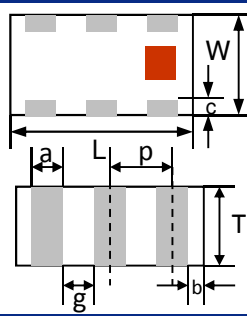
Recommended Storage Conditions of unused product on T&R	+5 to +35°C Humidity 45~75%RH 18 months max.
Operating Temp. Range	-40 to +85 °C
Power Capacity	2W max. (CW)
Reel Quantity	4,000

Part Number Explanation

P/N Suffix	Packing Style	Bulk	Suffix = S	eg. 1600DP14B2450S
		T & R	Suffix = T	eg. 1600DP14B2450T
	Termination style	100% Tin	Suffix = None	eg. 1600DP14B2450(T or S)
	Evaluation Board	1600DP14B2450-EB1SMA		

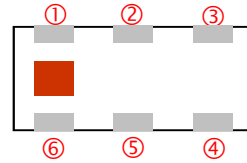
Mechanical Dimensions

	In	mm
L	0.063 ± 0.004	1.6 ± 0.1
W	0.031 ± 0.004	0.8 ± 0.1
T	0.024 ± 0.004	0.6 ± 0.1
a	0.008 ± 0.004	0.2 ± 0.1
b	0.008 +.004/-0.006	0.2 +0.1/-0.15
c	0.006 ± 0.004	0.15 ± 0.1
g	0.012 ± 0.004	0.3 ± 0.1
p	0.020 ± 0.002	0.5 ± 0.05



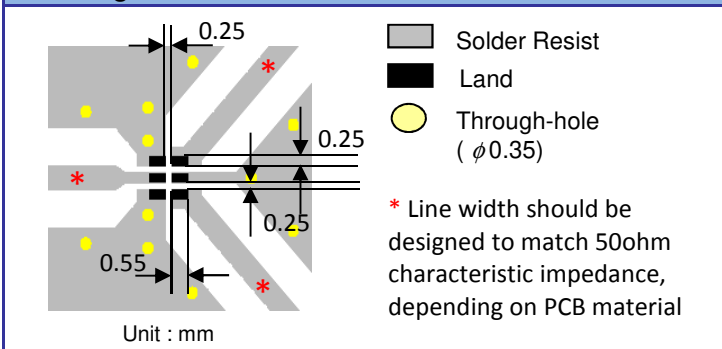
Terminal Configuration

No.	Function	No.	Function
1	Low Freq Band	4	GND
2	GND	5	Common Port
3	High Freq Band	6	GND

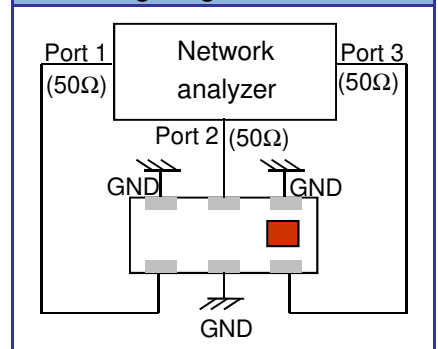


Would you like the layout file for component? Please send us as message at: <https://www.johansontechnology.com/ask-a-question>

Mounting Considerations



Measuring Diagram



High Frequency Ceramic Solutions

Mini Passive RF Diplexer 1.5/2.4/5.4GHz for GPS/WiFi
EIA 0603 with LPF/BPF Filtering Scheme

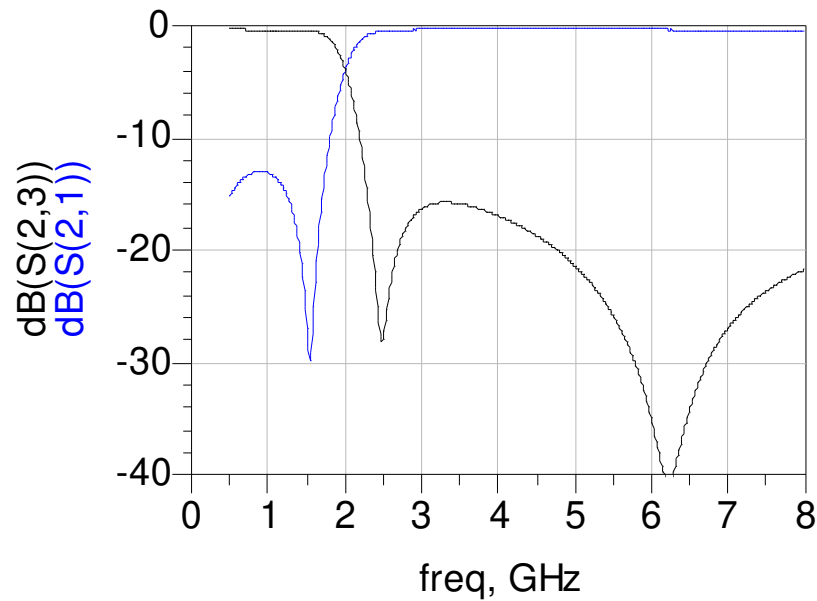
P/N 1600DP14B2450

Detail Specification: 2/5/2020

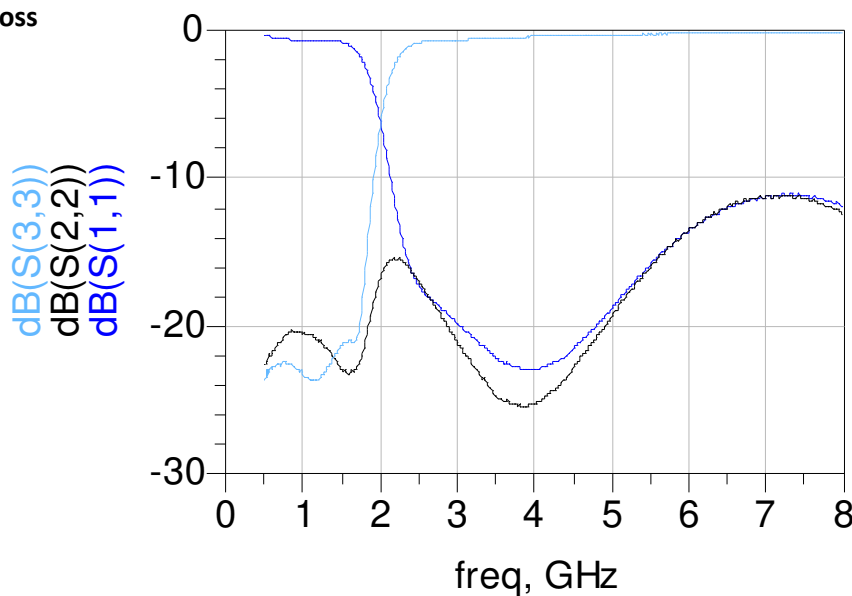
Page 2 of 3

Typical Electrical Characteristics (T=25 °C)

Attenuation



Return Loss



The contents of this data sheet are subject to change without notice. Please confirm the specifications and delivery conditions when placing your order. All sales are subject to Johanson Technology, Inc. terms and conditions.



<https://www.johansontechnology.com>

4001 Calle Tecate • Camarillo, CA 93012 • TEL 805.389.1166 FAX 805.389.1821

Ver. 1.1

2020 Johanson Technology, Inc. All Rights Reserved

High Frequency Ceramic Solutions

Mini Passive RF Diplexer 1.5/2.4/5.4GHz for GPS/WiFi
EIA 0603 with LPF/BPF Filtering Scheme

P/N 1600DP14B2450

Detail Specification: 2/5/2020

Page 3 of 3

Application Notes, Layout Files, and more

<https://www.johansontechnology.com/diplexers>

Packaging information

<https://www.johansontechnology.com/tape-reel-packaging>

Soldering Information

<https://www.johansontechnology.com/ipcsoldering-profile>

MSL Info

<https://www.johansontechnology.com/msl-rating>

Recommended Storage Condition and Max Shelf Life

<https://www.johansontechnology.com/recommended-storage-conditions>

RoHS Compliance

<https://www.johansontechnology.com/technical-notes/rohs-compliance>

Antenna layout and tuning techniques

<https://www.johansontechnology.com/tuning.html>

Antenna layout review, tuning, and characterization services

<https://www.johansontechnology.com/ipc-antenna-services>

The contents of this data sheet are subject to change without notice. Please confirm the specifications and delivery conditions when placing your order. All sales are subject to Johanson Technology, Inc. terms and conditions.



<https://www.johansontechnology.com>
4001 Calle Tecate • Camarillo, CA 93012 • TEL 805.389.1166 FAX 805.389.1821
Ver. 1.1 2020 Johanson Technology, Inc. All Rights Reserved