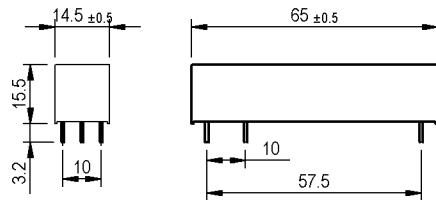



DIMENSIONS (mm)

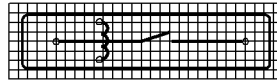


PINS

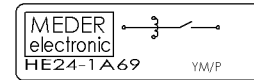
Pins: \varnothing 0.8 mm
 L = 3.2±0.3 mm

 dimensions(mm)
 Tolerances acc. to DIN ISO 2768-m

LAYOUT



MARKING



MARKING

MEDER-Label
 Type/Layout
 Production code,
 EN60062/Factory code

Coil Data at 20 °C	Conditions	Min	Typ	Max	Unit
Coil resistance		419	465	512	Ohm
Coil voltage			24		VDC
Rated power			1.239		mW
Pull-In voltage				18	VDC
Drop-Out voltage		2			VDC

Contact data 69	Conditions	Min	Typ	Max	Unit
Contact rating	Any DC combination of V & A not to exceed their individual max.'s			50	W
Switching voltage	DC or Peak AC			10.000	V
Switching current	DC or Peak AC			3	A
Carry current	DC or Peak AC			5	A
Contact resistance static	Measured with 40% overdrive Start Value			150	mOhm
Insulation resistance	RH <45 %, 100 V test voltage	10			GOhm
Breakdown voltage	according to EN 60255-5	15.000			VDC
Operate time incl. bounce	measured with 40% overdrive			3	ms
Release time	measured with no coil excitation			1,5	ms
Capacitance	@ 10 kHz across open switch		0,8		pF

Special Product Data	Conditions	Min	Typ	Max	Unit
Number of contacts				1	
Contact - form				A - NO	
Dielectric Strength Coil/Contact	according to EN 60255-5	10			kV DC
Insulation resistance Coil/Contact	40°C, 95% R.H.	1			GOhm
Case color				grey	
Housing material				Polycarbonat	
Connection pins				cu-alloy tinned	
Reach / RoHS conformity				yes	



Europe: +49 / 7731 8399 0 | Email: info@meder.com
USA: +1 / 508 295 0771 | Email: salesusa@meder.com
Asia: +852 / 2955 1682 | Email: salesasia@meder.com

Item No.:
8524169001
Item:
HE24-1A69

Products for tomorrow...

Environmental data	Conditions	Min	Typ	Max	Unit
Shock	1/2 sine, duration 11ms, in 3 axis			50	g
Vibration	from 10 - 2000 Hz			20	g
Operating temperature		-20		70	°C
Storage temperature		-25		85	°C
Soldering temperature	wave soldering max. 5 sec.			260	°C

Modifications in the sense of technical progress are reserved

Designed at: 18.09.11 Designed by: AAI Approval at: 13.10.11 Approval by: CRUF
Last Change at: 26.04.12 Last Change by: CRUF Approval at: 26.04.12 Approval by: CRUF

Version: 02