



# Active current transducer

## G2IA5A 4...20mA

GAMMA series

Active current measuring

Analog output 4...20mA

Suitable for VFI (10 to 400Hz)

Zoom voltage 24V to 240V d.c. and 48V to 240V a.c.

Width 22.5mm

Industrial design



## Technical data

### 1. Functions

Active current measuring with analog output 4 ... 20mA and the following settings which are selected by means of rotary switch:

Range            measuring range reversible between: 1A, 5A,

### 2. Indicators

Green LED U ON:            indication of supply voltage

### 3. Mechanical design

Self-extinguishing plastic housing, IP rating IP40

Mounted on DIN-Rail TS 35 according to EN 60715

Mounting position: any

Shockproof terminal connection according to VBG 4 (PZ1 required),

IP rating IP20

Tightening torque: max. 1Nm

Terminal capacity:

1 x 0.5 to 2.5mm<sup>2</sup> with/without multicore cable end

1 x 4mm<sup>2</sup> without multicore cable end

2 x 0.5 to 1.5mm<sup>2</sup> with/without multicore cable end

2 x 2.5mm<sup>2</sup> flexible without multicore cable end

### 4. Input circuit

Supply voltage:            24V to 240V d.c.  
48V to 240V a.c.

Terminals:                A1-A2 (galvanically separated)

Tolerance:                48V to 240V a.c.    -15% to +10%  
24V to 240V d.c.    -20% to +25%

Rated frequency:

48 to 400Hz            48V to 240V a.c.

Rated consumption:    2.5VA (1.5W)

Duration of operation: 100%

Reset time:              500ms

Ripple and noise:      -

Drop-out voltage:      >30% of supply voltage

Overvoltage category: III (in accordance with IEC 60664-1)

Rated surge voltage:    4kV

### 5. Output circuit

1 analog output            4...20mA  
Displayed range:            4...21mA  
Terminals:                 X1(+) - X2(-)  
Settling time:              <1s  
Burden:                      max. 500Ω  
Galvanic isolation:        3kV d.c.

### 6. Measuring circuit

Range settings I<sub>N</sub>:        1A and 5A selectable  
Measuring range 1A:      >0.035A  
Measuring range 5A:      >0.070A  
Measuring input:            current; terminals i-k  
Wave form:                 optional  
Frequency range:            10 to 400Hz  
Overload capacity:         20A permanent  
Input resistance:            <10mΩ  
Overvoltage category:     III (in accordance with IEC 60664-1)  
Rated surge voltage:        4kV

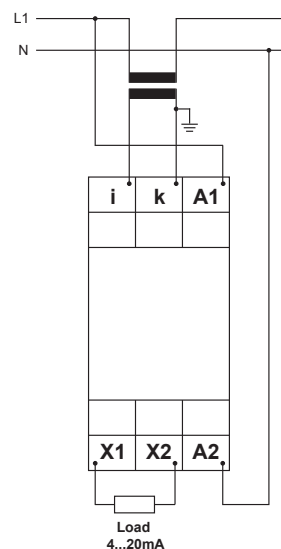
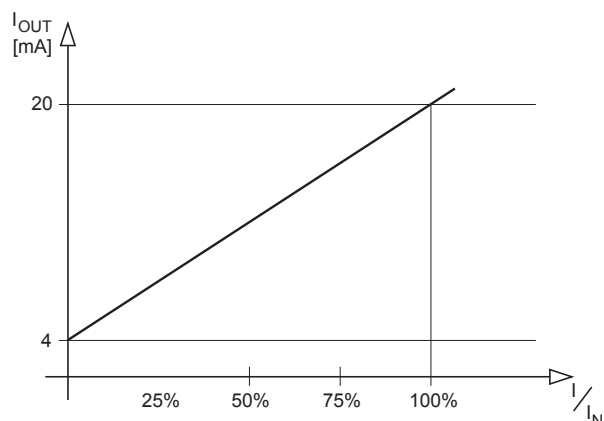
### 7. Accuracy

Base accuracy:             ±2% (of maximum scale value)  
Frequency influence:       ±0.025% / Hz  
Voltage influence:           -  
Temperature influence:    ≤0.05% / °C

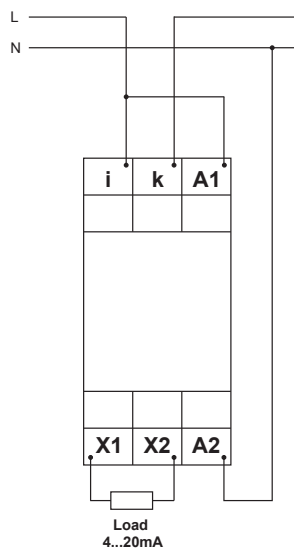
### 8. Ambient conditions

Ambient temperature:    -25 to +55°C  
(in accordance with IEC 60068-1)  
-25 to +40°C (in accordance with UL 508)  
Storage temperature:    -25 to +70°C  
Transport temperature:   -25 to +70°C  
Relative humidity:        15% to 85%  
(in accordance with IEC 60721-3-3  
class 3K3)  
Pollution degree:        3 (in accordance with IEC 60664-1)  
Vibration resistance:     10 to 55Hz 0.35mm  
(in accordance with IEC 60068-2-6)  
Shock resistance:        15g 11ms  
(in accordance with IEC 60068-2-27)

## Functions



## Connections



## Dimensions

