



UF1000FCT~UF1006FCT

ULTRAFAST RECOVERY RECTIFIERS

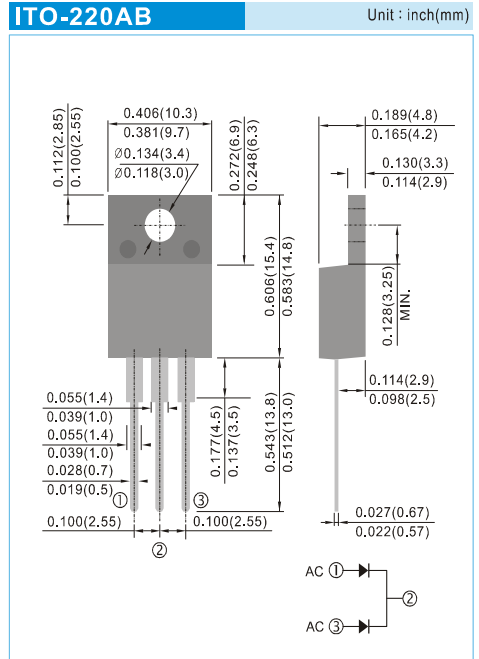
VOLTAGE 50 to 600 Volt **CURRENT** 10 Ampere

FEATURES

- Plastic package has Underwriters Laboratory Flammability Classification 94V-O utilizing Flame Retardant Epoxy Molding Compound.
- Low power loss, high efficiency.
- Low forward voltage, high current capability
- High surge capacity.
- Ultra fast recovery time, high voltage.
- Lead free in compliance with EU RoHS 2011/65/EU directive
- Green molding compound as per IEC61249 Std. . (Halogen Free)

MECHANICAL DATA

- Case: ITO-220AB full molded plastic package
- Terminals: Lead solderable per MIL-STD-750, Method 2026
- Polarity: As marked.
- Standard packaging: Any
- Weight: 0.056 ounces, 1.6 grams



MAXIMUM RATINGS AND ELECTRICAL CHARACTERISTICS

Ratings at 25°C ambient temperature unless otherwise specified. Single phase, half wave, 60 Hz, resistive or inductive load.

For capacitive load, derate current by 20%

PARAMETER	SYMBOL	UF1000FCT	UF1001FCT	UF1002FCT	UF1003FCT	UF1004FCT	UF1006FCT	UNITS
Maximum Recurrent Peak Reverse Voltage	V_{RRM}	50	100	200	300	400	600	V
Maximum RMS Voltage	V_{RMS}	35	70	140	210	280	420	V
Maximum DC Blocking Voltage	V_{DC}	50	100	200	300	400	600	V
Maximum Average Forward Current	$I_{F(AV)}$	10						A
Peak Forward Surge Current :8.3ms single half sine-wave superimposed on rated load	I_{FSM}	125						A
Maximum Forward Voltage at 5A	V_F	1		1.3		1.7		V
Maximum DC Reverse Current at Rated DC Blocking Voltage $T_J=25^{\circ}C$ $T_J=125^{\circ}C$	I_R	1 500						μA
Typical Junction Capacitance (Note 1)	C_J	60					40	pF
Maximum Reverse Recovery Time (Note 2)	t_{rr}	50					100	ns
Typical Thermal Resistance (Note 3)	$R_{\theta JC}$	2						$^{\circ}C / W$
Operating Junction and Storage Temperature Range	T_J, T_{STG}	-55 to +150						$^{\circ}C$

NOTES:

1. Measured at 1 MHz and applied reverse voltage of 4 VDC.
2. Reverse Recovery Test Conditions: $I_F=0.5A$, $I_R=1A$, $I_{rr}=0.25A$.
3. Thermal resistance from Junction to case.
4. Both Bonding and Chip structure are available.



UF1000FCT~UF1006FCT

RATING AND CHARACTERISTIC CURVES

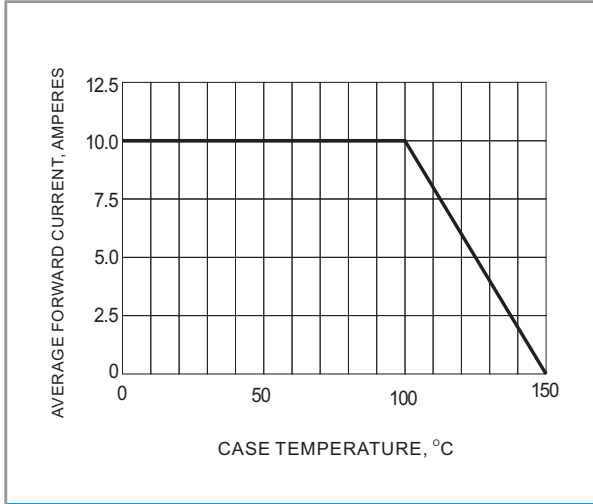


Fig. 1 FORWARD CURRENT DERATING CURVE

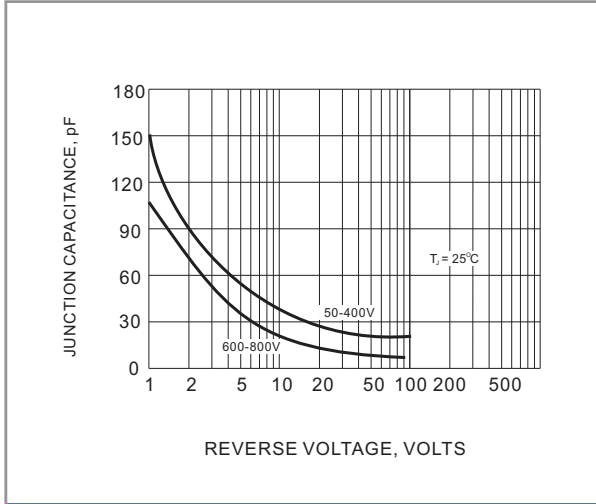


Fig. 2 TYPICAL JUNCTION CAPACITANCES

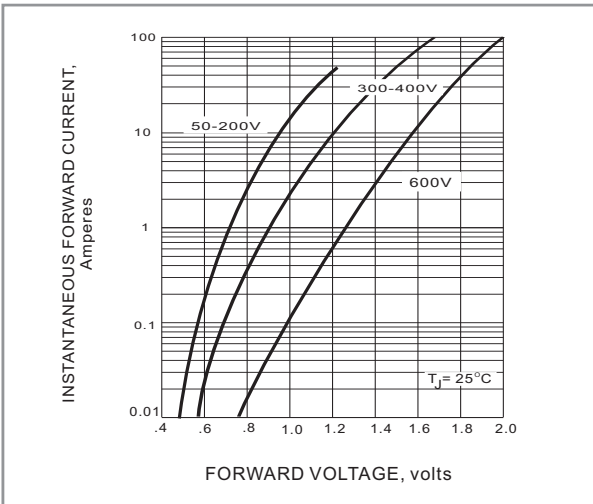


Fig. 3 FORWARD CHARACTERISTICS

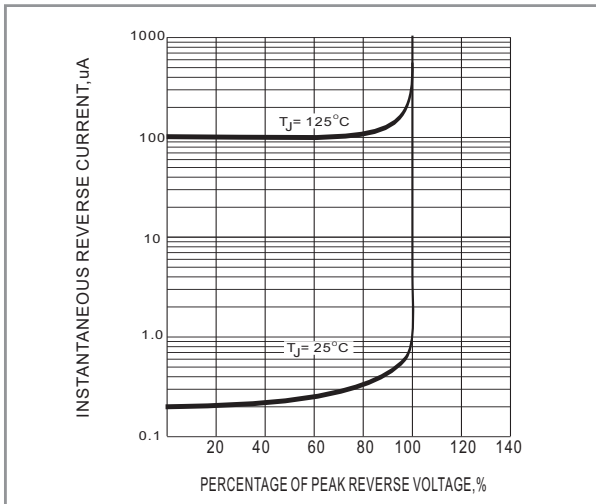


Fig. 4 TYPICAL REVERSE CHARACTERISTICS

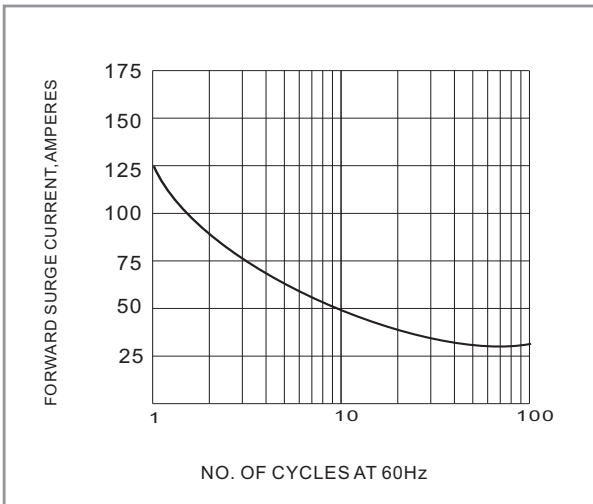


Fig. 5 PEAK FORWARD SURGE CURRENT



UF1000FCT~UF1006FCT

Part No_packing code_Version

UF1000FCT_T0_00001

For example :

RB500V-40_R2_00001



Packing Code XX				Version Code XXXXX		
Packing type	1 st Code	Packing size code	2 nd Code	HF or RoHS	1 st Code	2 nd -5 th Code
Tape and Ammunition Box (T/B)	A	N/A	0	HF	0	serial number
Tape and Reel (T/R)	R	7"	1	RoHS	1	serial number
Bulk Packing (B/P)	B	13"	2			
Tube Packing (T/P)	T	26mm	X			
Tape and Reel (Right Oriented) (TRR)	S	52mm	Y			
Tape and Reel (Left Oriented) (TRL)	L	PANASERT T/B CATHODE UP (PBCU)	U			
FORMING	F	PANASERT T/B CATHODE DOWN (PBCD)	D			



UF1000FCT~UF1006FCT

Disclaimer

- Reproducing and modifying information of the document is prohibited without permission from Panjit International Inc..
- Panjit International Inc. reserves the rights to make changes of the content herein the document anytime without notification. Please refer to our website for the latest document.
- Panjit International Inc. disclaims any and all liability arising out of the application or use of any product including damages incidentally and consequentially occurred.
- Panjit International Inc. does not assume any and all implied warranties, including warranties of fitness for particular purpose, non-infringement and merchantability.
- Applications shown on the herein document are examples of standard use and operation. Customers are responsible in comprehending the suitable use in particular applications. Panjit International Inc. makes no representation or warranty that such applications will be suitable for the specified use without further testing or modification.
- The products shown herein are not designed and authorized for equipments requiring high level of reliability or relating to human life and for any applications concerning life-saving or life-sustaining, such as medical instruments, transportation equipment, aerospace machinery et cetera. Customers using or selling these products for use in such applications do so at their own risk and agree to fully indemnify Panjit International Inc. for any damages resulting from such improper use or sale.
- Since Panjit uses lot number as the tracking base, please provide the lot number for tracking when complaining.