



MBR20200FAT

20A SCHOTTKY BARRIER RECTIFIERS

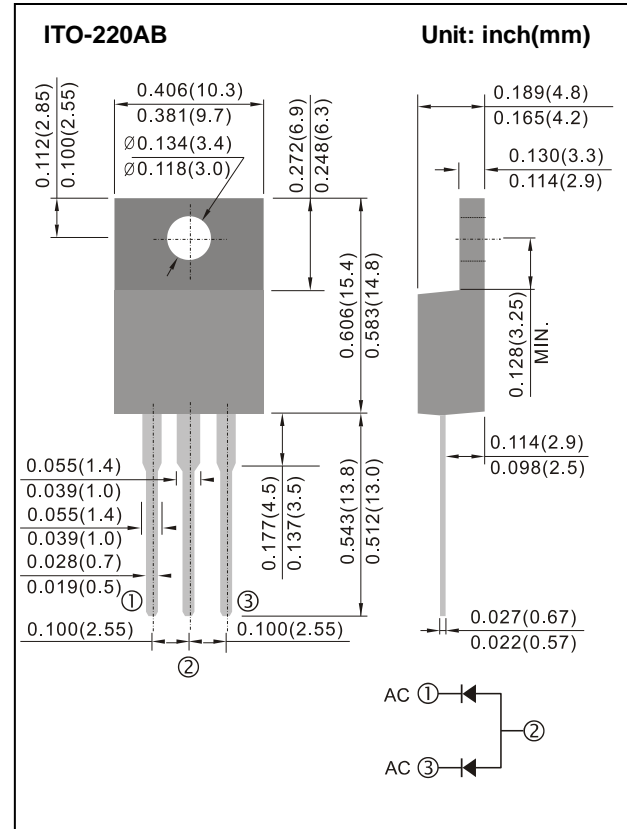
Voltage	200 V	Current	20 A
----------------	--------------	----------------	-------------

Features

- Plastic package has Underwriters Laboratory Flammability Classification 94V-O. Flame Retardant Epoxy Molding Compound.
- Low power loss, high efficiency.
- High current capability
- For use in low voltage, high frequency inverters free wheeling, and polarity protection applications
- Lead free in compliance with EU RoHS 2011/65/EU directive.
- Green molding compound as per IEC61249 Std..(Halogen Free)

Mechanical Data

- Case: Molded plastic, ITO-220AB
- Terminals: Solder plated, solderable per MIL-STD-750, Method 2026
- Approx. Weight: 0.056 ounces, 1.6 grams
- Marking: Part number



Maximum Ratings ($T_A=25^\circ\text{C}$ unless otherwise noted)

PARAMETER	SYMBOL	VALUE	UNIT
Maximum repetitive peak reverse voltage	V_{RRM}	200	V
Maximum rms voltage	V_{RMS}	140	V
Maximum dc blocking voltage	V_R	200	V
Maximum average forward rectified current	$I_{F(AV)}$	per device	20
		per diode	10
Peak forward surge current : 8.3ms single half sine-wave superimposed on rated load per diode	I_{FSM}	200	A
Maximum forward voltage at 10A per diode	V_F	$T_J = 25^\circ\text{C}$	0.9
		$T_J = 125^\circ\text{C}$	0.85
Maximum dc reverse current at rated dc blocking voltage per diode	I_R	$T_J = 25^\circ\text{C}$	5 μA
		$T_J = 125^\circ\text{C}$	5 mA
Typical thermal resistance per diode (Note 1)	$R_{\theta JC}$	7.7	$^\circ\text{C/W}$
Operating junction temperature range	T_J	-55 to +150	$^\circ\text{C}$
Storage temperature range	T_{STG}	-55 to +150	$^\circ\text{C}$

Note : 1. Semi-infinite heatsink.



MBR20200FAT

TYPICAL CHARACTERISTIC CURVES

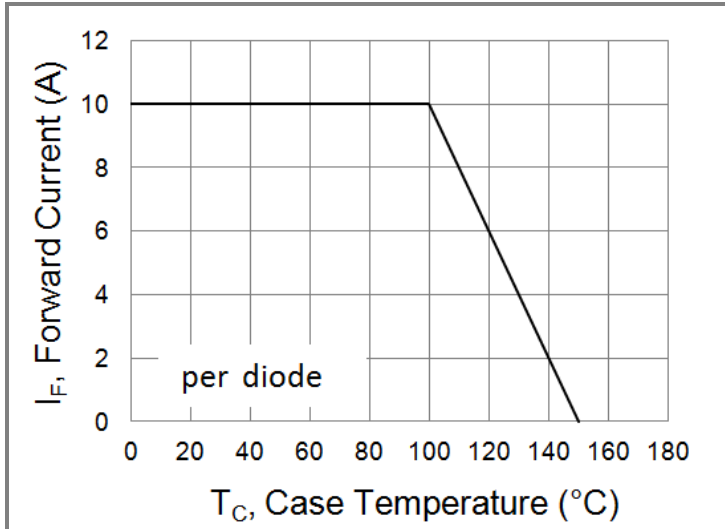


Fig.1 Forward Current Derating Curve

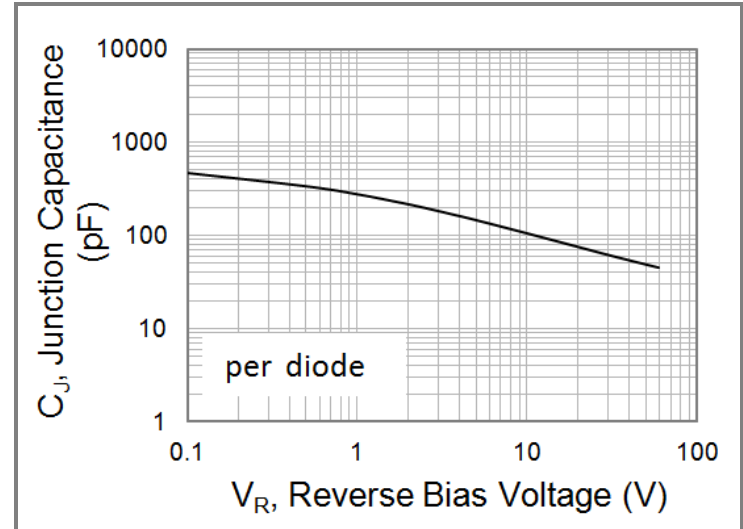


Fig.2 Typical Junction Capacitance

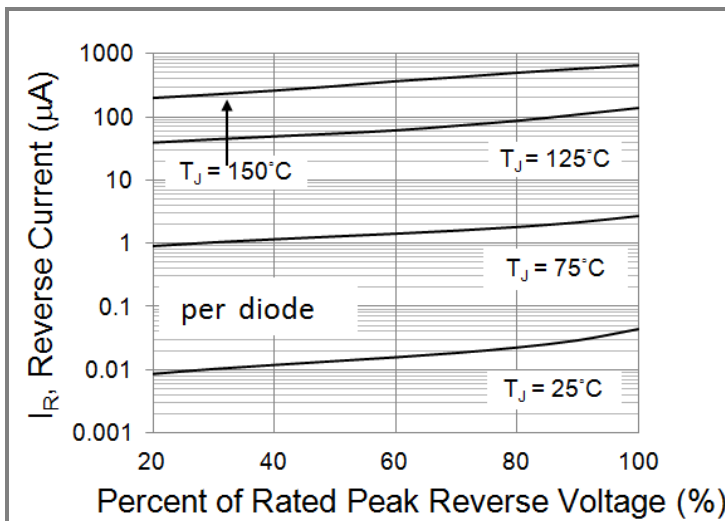


Fig.3 Typical Reverse Characteristics

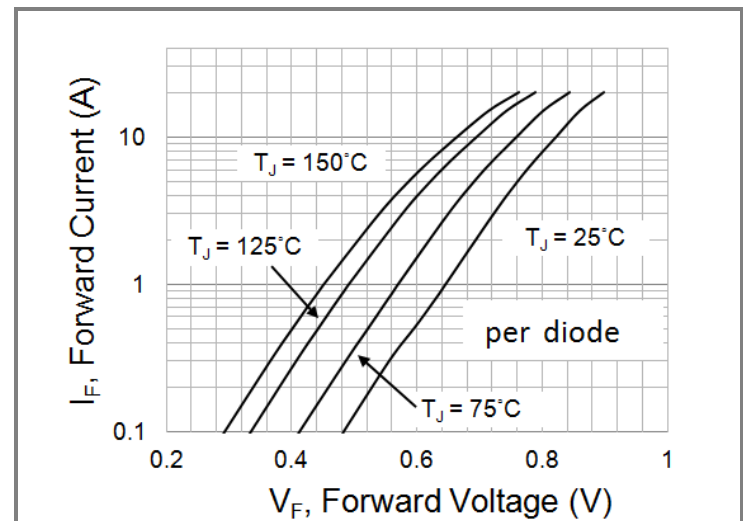


Fig.4 Typical Forward Characteristics

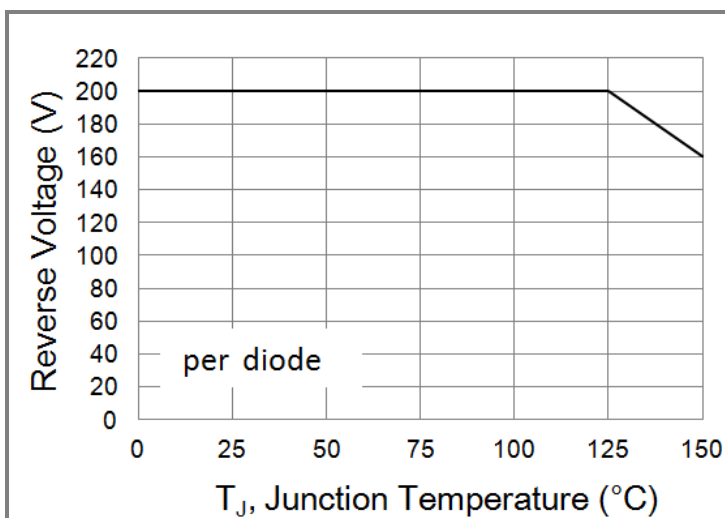


Fig.5 Operating Temperature Derating Curve



MBR20200FAT

Part No Packing Code Version

Part No Packing Code	Package Type	Packing Type	Marking	Version
MBR20200FAT_T0_00001	ITO-220AB	50pcs / Tube	MBR20200FAT	Halogen free



MBR20200FAT

Disclaimer

- Reproducing and modifying information of the document is prohibited without permission from Panjit International Inc..
- Panjit International Inc. reserves the rights to make changes of the content herein the document anytime without notification. Please refer to our website for the latest document.
- Panjit International Inc. disclaims any and all liability arising out of the application or use of any product including damages incidentally and consequentially occurred.
- Panjit International Inc. does not assume any and all implied warranties, including warranties of fitness for particular purpose, non-infringement and merchantability.
- Applications shown on the herein document are examples of standard use and operation. Customers are responsible in comprehending the suitable use in particular applications. Panjit International Inc. makes no representation or warranty that such applications will be suitable for the specified use without further testing or modification.
- The products shown herein are not designed and authorized for equipments requiring high level of reliability or relating to human life and for any applications concerning life-saving or life-sustaining, such as medical instruments, transportation equipment, aerospace machinery et cetera. Customers using or selling these products for use in such applications do so at their own risk and agree to fully indemnify Panjit International Inc. for any damages resulting from such improper use or sale.
- Since Panjit uses lot number as the tracking base, please provide the lot number for tracking when complaining.