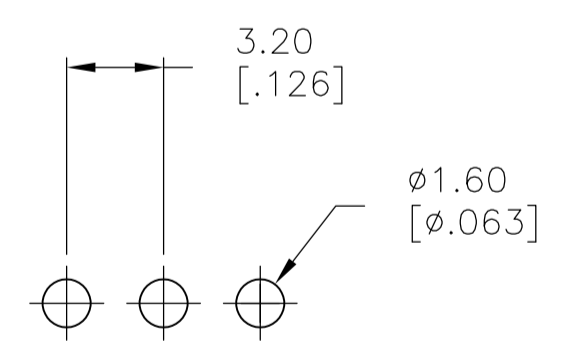
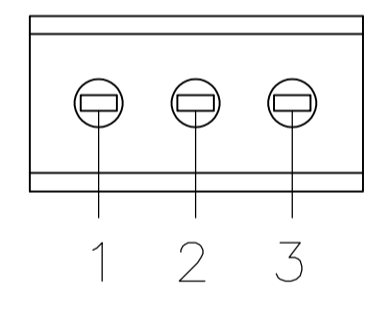
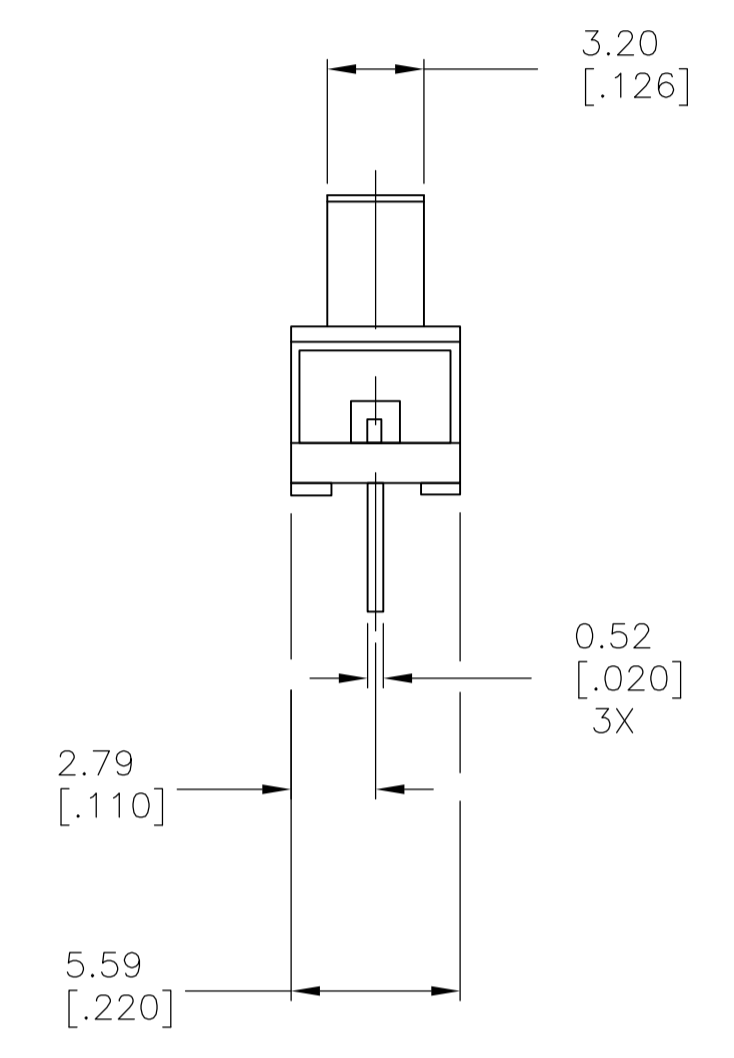
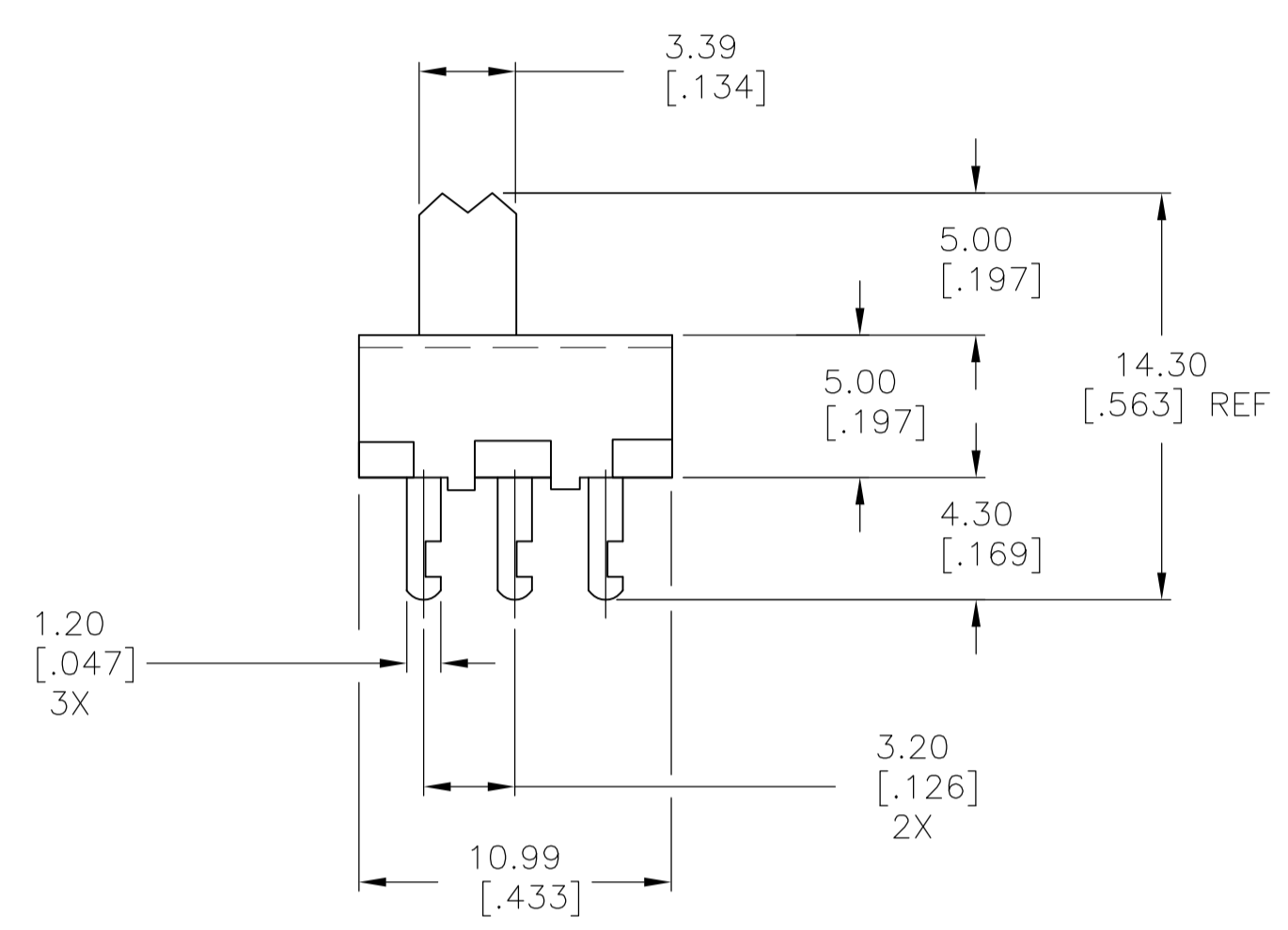
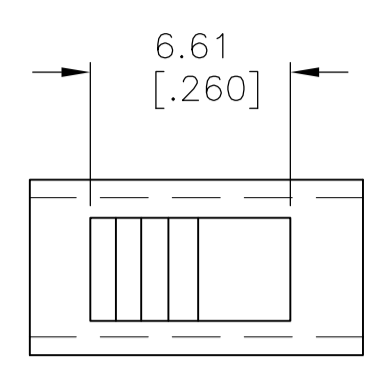


LOC		DIST		REVISIONS			
AD	00	REV	DATE	BY	CHK	APPV	
A1		REVISED PER ECO-08-010892	05MAY08	HMR	SM		



RECOMMENDED HOLE LAYOUT

SPECIFICATIONS:
 BREAK-BEFORE-MAKE

MATERIALS:
 FRAME- STEEL, ZINC PLATE
 ACTUATOR- PBT G30, BLACK
 FIXED CONTACT/TERMINAL- COPPER ALLOY, SILVER OVER NICKEL PLATE
 MOVING CONTACT- COPPER ALLOY, SILVER OVER NICKEL PLATE
 COIL SPRING- STEEL WIRE
 TERMINAL BOARD- PHENOLIC, UL94HB

ELECTRICAL:
 CONTACT RATING- 300 MILLIAMPS@125V AC
 CONTACT RESISTANCE- 30 MILLIOHMS MAX (INITIAL), 60 MILLIOHMS AFTER TEST
 INSULATION RESISTANCE- 500 MEGOHMS MIN AT SEA LEVEL
 DIELECTRIC STRENGTH- 500 VAC RMS AT SEA LEVEL
 LIFE EXPECTANCY- 10,000 CYCLES MIN. NO LOAD & 6,000 MIN AT RATED

MECHANICAL:
 ACTUATION FORCE- 350 +/-200 GRAMS
 TRAVEL- .106 (2.69MM)

ENVIRONMENTAL:
 OPERATING TEMPERATURE- -20 TO +85 DEGREES C
 STORAGE TEMPERATURE- -40 TO +100 DEGREES C
 RESISTANCE TO SOLDER HEAT- 260 C FOR 10 SEC PER 109-202, COND. B
 SOLDERABILITY- PER EIA-364-56A, PROCEDURE 3, COND. B

- NOTES:
 1 ALL MATERIALS AND FINISHES SHALL COMPLY WITH EU DIRECTIVE 2002/95/EC OF 27JAN2003 (ROHS)
 2 ALL PERFORMANCES SPECIFICATIONS WERE TESTED IN ACCORDANCE WITH JIS-C-5441 UNLESS OTHERWISE STATED.

1-2	2-3	SLS121104	1825077-1
LEFT	RIGHT	ALCO PART NUMBER	TE PART NUMBER
ACTUATOR POSITION			

THIS DRAWING IS A CONTROLLED DOCUMENT.		DIN B.S.VISWESWARA CHK M.S.SARVER		Tyco Electronics Corporation Harrisburg, PA 17105-3608	
DIMENSIONS: mm [INCHES]		TOLERANCES UNLESS OTHERWISE SPECIFIED:		NAME	
0 PLC ± -		1 PLC ± -		PRODUCT SPEC	
1 PLC ± -		2 PLC ± -		APPLICATION SPEC	
2 PLC ± -		3 PLC ± 0.25(010)		SIZE	
3 PLC ± -		4 PLC ± -		CAGE CODE	
4 PLC ± -		ANGLES ± -		DRAWING NO	
MATERIAL		FINISH		WEIGHT	
-		-		A1 00779	
CUSTOMER DRAWING		SCALE 4:1		SHEET 1 OF 1	
				REV A1	