

## TECHNICAL CHARACTERISTICS

### SPECIFICATION

- >Contact Rating:
  - Switching: 25mA, 24VDC
  - Non-Switching: 100mA, 50VDC
- >Contact Resistance:
  - Initial: 50mOHM max.
  - After Life Test: 100mOHM max.
- >Insulation Resistance: min. 100MOHM at 500VDC
- >Dielectric Strength: 500VAC for 1 minute
- >Operating Force: 1000g max.
- >Mechanical Life: min. 5000 cycles
- >Electrical Life: 2000 cycles / 25mA, 24VDC
- >Raise Actuator Type

### MATERIAL

- >Cover: PPS UL 94V-0, color Black
- >Base: HTN UL 94V-0, color Black
- >Actuator: PA 46 UL 94V-0, color White
- >Contact: Gold Plated
- >Terminal: Tin Plated

### SOLDERING INFORMATION

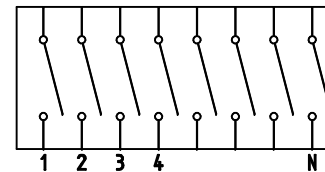
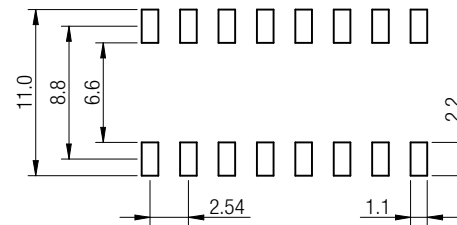
- >Terminal in SMD version
- >Reflow soldering according to JEDEC J-STD 020 Hot Air
- >Keep in "off" position during soldering
- >For cleaning or washing only with top tape sealed
- >VPH Heating Process not recommended

### ENVIRONMENTAL

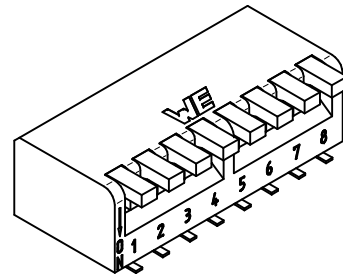
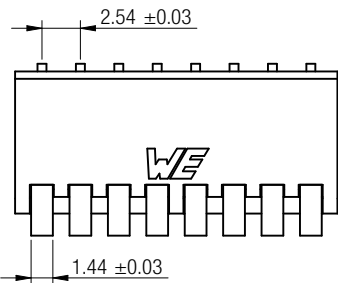
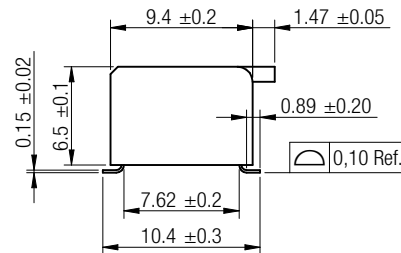
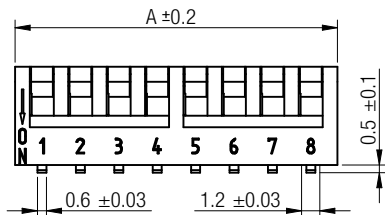
- >Storage condition: -40°C ~ +85°C
- >Operation condition: -40°C ~ +85°C
- >Compliance: Lead Free, ROHS, Reach

### PACKAGING INFORMATION

- >Tape & Reel Packaging only
- >On delivery in "off" position



Wiring Diagram



### DIMENSION

No. Of Pole	2	3	4	5	6	7
Dim. A (mm)	6.08	8.62	11.16	13.70	16.24	18.78
No. Of Pole	8	10	12			
Dim. A (mm)	21.32	26.40	31.48			

Scale - 2:1

This electronic component is designed and developed with the intention for use in general electronics equipments.

Before incorporating the components into any equipments in the field such as aerospace, aviation, nuclear control, submarine, transportation, (automotive control, train control, ship control), transportation signal, disaster prevention, medical, public information network etc. where higher safety and reliability are especially required or if there is possibility of direct damage or injury to human body, Würth Elektronik must be asked for a written approval.

In addition, even electronic component in general electronic equipments, when used in electrical circuits that require high safety, reliability functions or performance, the sufficient reliability evaluation-check for the safety must be performed before by the user before usage.

		Projection		GENERAL TOLERANCE		Basic material				
				.x = +/- 0,2 .xx = +/- 0,15						
				Date	Name	DESCRIPTION				
				Drawn	09-02-23	Jelisarow	WE-SWITCH_BOX_Type, Piano type			
				Checked			SMD version, raise Actuator without top tape sealed			
				Würth Elektronik RDX		Scale	2:1	Position		SIZE
a warning text		11-10-26	WJ	Drawing.- No. 4183112708xx				A4		
REV	FILE	DATE	BY	EDV NO	4183112708xx.dft			System Solid Edge V20		